

# Child Labour and Violence Among Street Children in Anambra State: Implication on Access to Education

Joan Nwamaka Ozoh\*<sup>ORCID</sup>, Benedict Ikemefuna Uzochina\*<sup>ORCID</sup>,  
Chinwe Monica Madueke\*<sup>ORCID</sup>, Chika Pricillia Imoagwu\*<sup>ORCID</sup>

*Department of Economics, Nnamdi Azikiwe University, Awka, Nigeria.*



Received 15 October 2021  
Revised 27 November 2021  
Accepted 30 December 2021



Citation: Ozoh J. N., Uzochina B. I., Madueke C. M., Imoagwu C. P. (2022). Child Labour and Violence Among Street Children in Anambra State: Implication on Access to Education, *Journal of Management, Economics, and Industrial Organization*, 6(1), 34-51.  
<http://doi.org/10.31039/jomeino.2022.6.1.2>



**Copyright:** © 2022 by the authors.  
This article is an Open Access article distributed under the terms and conditions of the Creative Commons Attribution (CC BY) license  
<https://creativecommons.org/licenses/by/4.0/>.

corresponding author(s):  
[jn.ozoh@unizik.edu.ng](mailto:jn.ozoh@unizik.edu.ng)

## Abstract

Street children are exposed to violence, rape, abduction, neglect, physical and mental abuse. These violent experiences, combined with the constant insecurity of having to struggle to find food and shelter, rob these children of their fundamental rights and opportunities to attain full and best life potentials. This study, therefore, evaluated the impact of child labour and violence on the ability of street children to have access to education as well as the effectiveness of co-ordination and collaboration efforts of stakeholders in curbing child labour and violence in Anambra state. The data for the study were collected through the use of interview schedule and questionnaire and were analyzed through descriptive and multinomial logistic regression methods. Results showed that child labour had significant but negative impact on the ability of street children to go to school while child violence is negative but non-significant. The significance of child labour is further confirmed by the long hours and high frequency on the street by street children, thus making it difficult for them to succeed in school. Results further show that there is coordination failure among stakeholders. The study recommends very strong political will to implement child rights' laws and encourages citizens' vigilance/responsibility towards reporting child abuse, labour and violence.

**Keywords:** *Street children, child labour, child violence, access to education.*

**JEL Codes:** *J13, J13, J12, I20.*

## **1. Introduction**

### **1.1. Background to Study**

Globally, education is the foundation for life-long learning, human development and an essential factor in all aspects of life to reduce poverty and promote development (Kusirkui and Mse, 2016). Access to Education is the secret to raising responsible children for a better society. Education will break the cycles of deprivation through generations, and provide a viable option for working children. Children who are educated are likely to engage their children in education and prevent them from harmful practices like child marriage and labor. To understand the world around us, we must be educated. Education helps to fight for the changes in the society that could make it into something better. Formal education is knowledge, and knowledge is power.

In Africa, Nigeria is the most populous nation extremely gifted by God in rich land, mineral resources, ecological and lovely weather, which are opportunities for agriculture and a range of human capital resources. Despite these amount of resources, poverty, leadership challenges and corruption have denied the inhabitants, mainly the youth and children the opportunity to enjoy better life, basic education, good health and desirable standard of living God has provided for an average Nigerian child (Adewale and Afolabi, 2016). This awful situation force children to the streets to engage in economic activities that helps them to earn a living and are usually violated in one way or the other. Also, parental ignorance and neglect, abandonment and lack of care drive children into the street to find ways and means of fending for themselves and their families. These street children phenomenon is an eye sore in major cities and poses a great challenge to many developing countries (Adewale and Afolabi, 2016). According to UNICEF, street children are children under the age of 18 (boys and girls) who have made street their home, source of habitation and livelihood and are mostly not supervised or protected (Blode, 1993).

Children with no access to livelihood have little alternative but to enter the labour market, where they often engage in dangerous and exploitative work (ILO, 2017). Most of them engage in hawking, domestic labour, shoe shinning, street vending, cleaning windshield, transporting, selling drugs etc. Child labour is defined as a situation where a child under the age of 5 to seventeen years engages in economic activities to survive which affects their education and health (Okafor, 2007; ILO, 2016; Agbo, 2017). Globally, as at 2016, about 152 million children approximately were engaged in child labour (ILO, 2017). Recently, about 43% of children aged 5-10 years were involved in child labour (ILO, 2019). Often, these children are violated and this has become a very severe developed social problem that demands serious attention and proficient intervention. According to Wikipedia, violence is defined as the use of physical force to abuse,

destroy, damage or injure. A number of children are subjected to forced marriage, rape, neglect, torture, kidnapping, shootings, sexual harassment and physical punishment at school, home and community (UNICEF, 2007). According to the World Health Report, violence against children can lead to severe implications for the development of children. It affects their health, ability to learn, self-confidence and esteem, suicide and depression in adulthood. In most cases, violence affects their behavior such as engaging in smoking, alcoholism, drug abuse, aggression towards mates and sexual behaviour, which are very risky and post traumatic stress ailment (WHO, 2002). Most of them also live in isolation and fear and do not know where to turn for assistance, particularly when the culprits are someone close to them and on whom they rely for their safety and well-being (Pradeep & Saumya, 2019).

It is pertinent to know that children mostly affected are the female street children. For instance, female adolescent hawkers who had obtained abortion at least twice is about 15.4%, some had been pregnant without knowing who was responsible, raped and also contacted sexually transmitted infection such as HIV(Ikechebelu, Udigwe, Ezechukwu, Ndinechi & Joe-Ikechebelu, 2008). Six out of every ten children witness one form of violence (UNICEF, 2019). Children are the future and leaders of tomorrow, therefore, the way they are treated in their childhood determines the way they behave and their contribution to the society during their adulthood. In Nigeria, the government has established the National Agency for the Prohibition of Trafficking in Persons (NAPTIP) as an agency to address violence against children. This agency coordinates, rehabilitates and reintegrates child victims of trafficking, abuse and violence as well as prosecutes perpetrators. Despite their efforts, violence is on the increase.

In Anambra State, the NAPTIP State Coordinator, announced that six local governments are acute flash points in child exploitation and child labour. They include Onitsha south, Ogbaru, Awka south, Idemili North, Ihiala and Nnewi North (Chukwuka, 2019). This is worrisome and implies that there is still a major public health challenge as achieving a country free of child labour remains an urgent and serious issue today. In this 21<sup>st</sup> century, the persistence of child labour is unacceptable. In Sustainable Development Goals (SDGS target 8.7,target 4) aim is to eliminate all forms of child labour, violence against children by 2030. This gives an improved effort to the recognition of every child's right to live free of abuse, neglect, terror, exploitation and the eradication of child labour (United Nations, 2019).

## **1.2. Research Objectives**

1. To find out the impact of childlabour and violence on street children access to education
2. To find out how effective efforts of stakeholders are in curbing child labour and violence

### **1.3. Contribution to Knowledge**

Most literature that studied child labour and education such as Ajagbe and Adegbite (2014), Hum, Darnawati, Uke and Irawaty (2018) found that child labour has a positive impact on education. This study will add to literature as it deviates from existing studies to examine how effective coordination and stakeholders' efforts are in curbing child labour and violence in Anambra State, Nigeria.

## **2. Review of Related Literature**

### **2.1. Theoretical Literature**

The study is anchored on Sen's Capability Approach. Amartya Sen's Capability Approach propounded in 1999 focuses on what each and every person is able to do, their capability to choose a life that they have reason to value. Sen's essential concepts are 'capability' and 'functioning'. Functioning is referred to as the practical recognition of the way someone chooses to live his life and the various things a person values and depend on both conditions and circumstances of the individual and institutions around him. As explained by Sen, the positive things that people achieve are influenced by good health, basic education, economic opportunities, social powers and political freedom. The institutional arrangements for these opportunities are also influenced by the exercise of people's freedom, through the liberty to participate in social choice and in the making of public decisions that impel the progress of these opportunities. On the other hand, Sen also refers to Capability as the freedom to achieve important values and describes human capabilities as the knowledge, abilities (skill) and competencies needed to expand choice and outspread opportunity. Children who go into labour early in life are unlikely to gain the basic education they need. This implies no descent work and the transmission of the cycle of poverty among their generation cannot be broken. For many developing countries, wide spread of child labour is a barrier to human development because it wears away the human capital which depends on rising productivity, social progress and inclusive economic growth on which all these depend.

### **2.2. Empirical Literature**

The persistence of child labour and violence against children represents a barrier to education and the achievement of the Sustainable Development Goals (SDGs) set for 2030. Some studies on the effect of child labour on education found that it deters children from having access to education. For example, Chukwudeh and Akpovire (2021) using a qualitative data examined the

experiences of children who are supposed to be in school but were seen working at the informal markets in Africa at odd hours. The study found that poverty, frequent strikes by primary and secondary institutions, influence by groups, and inadequate education facilities were the major causes of prevalence child labour in Africa which affects their education. Ekpenyong and Sibiri (2010) using a well-structured questionnaire assessed street trading and child Labour in Yenegoa and found that among individuals and society, trading on the street by children and child labour are a great threat. This study recommends that the Nigerian government should pass laws that will restrict parents from engaging their children in street trading and labour in Yenegoa. Zabaleta (2011), using a longitudinal household data from Nicaragua assessed the consequences of child labor on schooling. The study found that time spent at work affects child's educational achievement and also time spent in market production has larger negative effects on school outcomes.

Furthermore, Ajagbe and Adegbite (2014), using descriptive statistics and OLS examined the impact of child labor on child education in Ogbomoso area of Oyo state, Nigeria. The study found that child labour has a negative impact on child education outcome. The result also showed that child labour can be influenced by mothers' education, fathers' education, family income, family size, government policy awareness and child education. Putnick and Bornstein (2015) examined children between the age of 7 to 14 with a view to finding out the relationship between children outside home, family work and household chores and school enrollment. The study found a significant negative relationship between child labor and school enrollment. Agbo (2017) used descriptive survey to investigate the consequences of health and education of child labour in Nigeria. The study found that child labour affects health of children, which has a negative effect on their access to education.

Similarly, Quattria and Watkinsb (2019), using descriptive analysis, examined the relationship between child labour and education in slums of Dhaka, Bangladesh. The study found that incidence of child labour is high among children aged 6-14 and most of them are out of school. The study also found that the reasons why most children are out of school are grade repetition, late entry to school and poor quality education. On the other hand, Hum, Darnawati, Uke and Irawaty (2018) used questionnaire and interviews to analyze street children problem in getting education. The study found that most street children in Kendari undergo some financial and family problems and this makes them unable to afford education tuition fee which undermines their education.

Some studies on the effect of violence on education found that violence affects children's education. For instance, Bisikaa, Natab and Konyania (2009), determined the degree to which

violence prevents girls in Malawi from accessing primary school education. The study found that girls are exposed to different forms of violence. The study also found that violence negatively affects girls' ability to access primary education. Amungaa, Maiyoaa, Achokaaa and Ashioyaa (2014) investigated types of violence and the effect on children's education in Kenya. Data for the study was analyzed using descriptive statistics. The study found that most victims of violence were female and violence inhibited with their schooling.

### **3. Research methods and materials**

#### **3.1. Research Design**

This study is a descriptive survey research. A descriptive survey requires the systematic collection and presentation of data to give a clear picture of a specific situation (Eboh, 2009).

#### **3.2. Instrument/Procedure for Data Collection**

The instrument used for data collection is interview schedule and questionnaire. The interview schedule was used to elicit information from the street children (laborers). This instrument was preferred to be used because the children cannot read and write and are not always stationed. The children were asked question orally in Igbo, English and Pidgin language and the researcher ticks the answer. Out of 205 interview schedule, 199 were duly filled. The questionnaire was also used to elicit information on the various efforts and commitments made by coordinating agencies of government and other relevant stakeholders and synergies that exist in the fight against child labour and violence. 30 questionnaire were distributed.

#### **3.3. Validity and Reliability/Limitation**

The instrument was validated using expert judgement to eliminate error and determine the reliability of the instrument, a pilot study was done. In the course of this study, some of the laborers went away with their schedule and some were shy to respond to our questions.

#### **3.4. Location of Study, Target Population and Sampling Technique**

Anambra state is the location of this study. Anambra is in the south Eastern part of Nigeria. It has 21 local government. Out of this local government area, 10 were selected using quota sampling method in order to have good representative of the sample. The 10 local government were chosen because of high rate of children on the street. They are- Onitsha North, Onitsha South, Awka North, Awka South, Ihiala, Orumba North, Orumba South, Nnewi North, Nnewi South

and Idemilli South. The number of street children into labour is not known, therefore, the researcher made use of purposive sampling technique.

### 3.5. Method of Data Analysis

Data generated were coded and analyzed using descriptive statistics and Multinomial Logistic Regression methods.

### 3.6. Model Specification

In the estimation of Logit Model, Gujarati and Porter (2009) specify that:

$$L_t = \ln \left( \frac{p_i}{1-p_i} \right) = z_t \quad 1$$

$$z_t = \beta_0 + \beta_j \sum_{j=1}^k x_i + \mu_i \quad 2$$

This implies that L, the log of the odds ratio, is linear in both Xs and the parameters. It should also be noted that as P varies from 0 to 1, Z goes from  $-\infty$  to  $+\infty$ . The logit model for this study is represented as shown in equation 3.

$$L_t = \ln \left( \frac{p_i}{1-p_i} \right) = f(x_1, x_2, x_3, x_4, x_5) \quad 3$$

In the same vein, model for this study can be specified as follows:

Where,  $P_i$  is a binary dependent variable.  $P_i=1$  **if there is access to school** and  $P_i = 0$  if there is **no access to school**.

$X_1$  represents child labour,  $X_2$  represents child violence,  $X_3$  represents parental/guardian abandonment/negligence,  $X_4$  represents long hours on the street,  $X_5$  represents spent more days on the street than school.

## 4. Analysis and Discussion of Results

### 4.1. Descriptive analysis of stakeholders

From the 30 questionnaire distributed, all the questionnaire were recovered and the analysis are as follows:

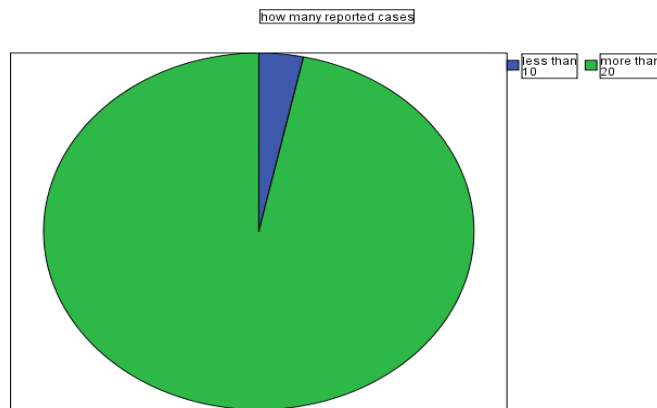
**Table 4.1.1:** Distribution on whether child labour/violence is a bad phenomenon

	Frequency	Percent	Valid Percent	Cumulative Percent
Valid Yes	30	100.0	100.0	100.0

**Source:** Authors field survey, 2020.

From table 4.1.1, all the stake holders agreed that child labour and violence among street children is a very bad phenomenon which is represented by a 100% response from them

**Figure 4.1.1:** Distribution of responses by no of reported cases in a month



**Source:** Authors Field Survey, 2020.

From figure 4.1.1-about 90 percent of the respondent has more than 20 repoted cases in a month while about 10 % has less than 10 cases in a month. This implies that child labour and violence are on the increase.



**Table 4.1.2:** Distribution of responses on how many victims are saved from child labour/violence

		Frequency	Percent	Valid Percent	Cumulative Percent
Valid	None	1	3.3	3.3	3.3
	less than 10	28	93.3	93.3	96.7
	more than 10	1	3.3	3.3	100.0
	Total	30	100.0	100.0	

**Source:** Researchers field survey, 2020.

From table 4.1.2, about 93.3% responded that less than 10 victims are being saved from child labour and violence which shows great lapses on the side of our stakeholders and government agencies.

**Table 4.1.3:** Distribution on factors that causes child labour and violence

		Frequency	Percent	Valid Percent	Cumulative Percent
Valid	Poverty	6	20.0	20.0	20.0
	parents negligence	6	20.0	20.0	40.0
	poor quality schooling	2	6.7	6.7	46.7
	limited legal protection	16	53.3	53.3	100.0
	Total	30	100.0	100.0	

**Source:** Researchers Field Survey, 2020.

From table 4.1.3, about 53.3% responded that there is limited legal protection on child labour and violence cases, also about 20% agreed that poverty and parents' negligence is also a factor that causes child labour and violence in the state.

**Table 4.1.4:** Distribution of respondents on whether child labour/violence affect access to quality education

	Frequency	Percent	Valid Percent	Cumulative Percent
Valid yes	30	100.0	100.0	100.0

**Source:** Researchers' field survey, 2020.

From table 4.1.4, 100% of the respondents agreed that child labour and violence affects access to quality education.

#### 4.2. Descriptive analysis on street children responses

From the 205 interview schedule distributed to street children, 199 were fully filled.

**Table 4.2.1:** Respondents' view on how often they work

	Frequency	Percent	Valid Percent	Cumulative Percent
Everyday	143	71.9	71.9	71.9
between 1-3 times a week	33	16.6	16.6	88.4
Occasionally	23	11.6	11.6	100.0
Total	199	100.0	100.0	

**Source:** Researchers field survey, 2020.

Table 4.2.1 shows that out of 199 people that responded, 143 work every day which is about 71.9%, 33 work between 1 to 3 times a week which is about 16.6 % and 23 go to work occasionally which is about 11.6%

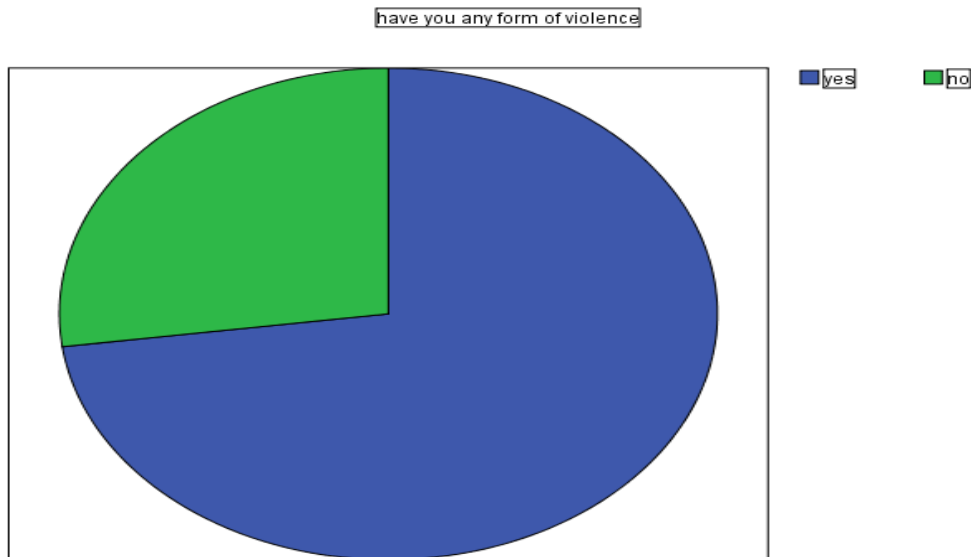
**Table 4.2.2:** Distribution of respondent by how long they work on the street

	Frequency	Percent	Valid Percent	Cumulative Percent
between 1-6hours	27	13.6	13.6	13.6
between 1 -12 hours	45	22.6	22.6	77.4
24 hours	127	63.8	63.8.	100.0
Total	199	100.0	100.0	

**Source:** Researchers field survey, 2020.

Table 4.2.2 shows how long the children stay on the street to work. About 13.6% work between 1-6 hours in a day, 22.6% work between 1-12 hours and majority of the children work 24 hours of the day which is about 63.8% making it difficult for majority of the children to have access to education.

**Figure 4.2.1:** Distribution of children on the rate they are abused



**Source:** Researchers field survey, 2020.

Figure 4.2.1 shows the rate at which children are abused. 72.9% agreed they have been abused and violated in one form or the other while 27.1% have not experienced any form of abuse or violence. This shows that many children are abused in one way or the other.

**Table 4.2.3:** Distribution of children on the type of violence

	Frequency	Percent	Valid Percent	Cumulative Percent
Rape	20	10.1	10.1	10.1
sexual harassment such as touching	49	24.6	24.6	26.1
Beating	9	4.5	4.5	30.7
torture/brutalization	32	16.1	16.1	37.2
hunger/starvation	29	14.6	14.6	51.8
Working very long hours	44	22.1	22.1	75.4
Others	16	8.0	8.0	100.0
Total	199	100.0	100.0	

**Source:** Researchers field survey, 2020.

From table 4.2.3, it shows that sexual harassment such as touching and working for a very long hour on the street is the most rampant way by which children on the street are being violated and abused.

**Figure 4.2.2:** Distribution of children by the number who has access to education

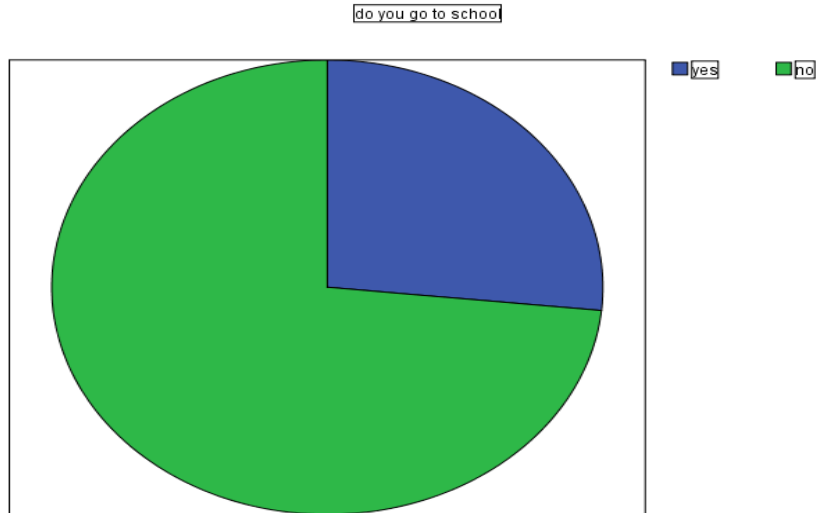


Figure 4.2.2 shows the number of children who attends school. 73.4% Of the children do not go to school which is about 146 while 26.6 % attends school which is about 53. This shows that majority of the children do not have access to education.

**Table 4.2.4:** Reasons for not having access to education

	Frequency	Percent	Valid Percent	Cumulative Percent
Valid nobody to help	46	23.1	23.1	23.1
not interested	83	41.7	41.7	29.1
guardian or parents refuse	21	10.6	10.6	39.7
dropped out	37	18.6	18.6	58.3
No answer	12	6.0	6.0	100.0
Total	199	100.0	100.0	

From table 4.2.4, about 23.1% of the children do not have anybody to sponsor them in their schooling, 41.7% are not interested, and 10.6% of them are being refused to attend school by guardian or parents, 18.6% of them dropped out of school while 6.0% of them did not respond. From the analysis, it shows that majority of the children who do not go to school are not interested in schooling probably because they have become used to the streets.

**Table 4.2.5:** Distribution of children on how the work has affected their schooling

	Frequency	Percent	Valid Percent	Cumulative Percent
I no longer go to school	107	53.8.	53.8.	46.2
not regular in school	15	7.5	7.5	15.6
occasionally go to school	23	11.6	11.6	27.1
I fail my examination	9	4.5	4.5	31.7
don't follow in class activities	14	7.0	7.0	38.7
no reading and writing materials	15	7.5	7.5	8.0
No answer	16	8.0.	8.0	100.0

**Source:** Researchers field survey, 2020.

From table 4.2.5, about 53.8% children agreed that the work they do have affected their schooling as they do not attend school again, 7.5 % are not regular, 11.6% go to school occasionally, 4.5% fail examination, 7% do not follow in class activities while 7.5% do not have reading and writing materials.

### 4.3. Multinomial Logistic Regression

The result of the multinomial logistic regression is presented in Table 4.6 below. Multinomial logistic regression was adopted because it has more than one category. The result presented in table 4 below shows that each slope coefficient in the model correspond to the partial slope coefficient and measures the change in the estimated logit for a unit change in the value of the given regressor (holding other regressors constant). Results indicate that the coefficients of childlab (child labour), vio (child violence), pga (parental/guardian abandonment and negligence), fstreet (frequency of the child on the street) and hlstreet (how much time a child

spends on the street) are negatively related with the child’s ability to have access to education, that is, going to school. However, only child labour, parental/guardian abandonment and negligence as well as high frequency on the street are statistically significant suggesting that they determine a child’s access to education.

**Table 4.3.1:** Multinomial logit regression

*Number of obs* = 199

*LR chi2(5)* = 53.29

*Prob > chi2* = 0.0000

*Log likelihood* = -20.998862

*Pseudo R2* = 0.5593

<i>gtosch</i>	<b>Coef</b>	<b>Std. Err</b>	<b>Z</b>	<b>P&gt; Z </b>	<b>95% Conf. Interval</b>	
<i>1 childlab</i>	-0.768	0.21	-3.66	0.000	-1.18	0.356
<i>vio</i>	-0.113	0.169	-0.67	0.504	-0.444	0.218
<i>pga</i>	-0.254	0.121	-2.10	0.032	-1.514	1.022
<i>fstreet</i>	-1.062	0.357	-2.97	0.006	-0.226	2.351
<i>htstreet</i>	-0.175	0.794	-0.22	0.825	-1.732	1.382
<i>cons</i>	3.416	2.897	1.18	0.238	-2.261	9.093
<b>2</b>	<b>(base outcome)</b>					

**Source:** Authors’ compilation from Stata 15.

The results of the relative risk ratio are displayed in Table 4.3.1 below. The result gives the percentage impact of the independent variables on the dependent variable of our model. The result shows that with a unit increase in child labour, the odds in favour of a decrease of the child’s access to education is about 46.3%. Similarly, the odds in favor of a decrease in a child’s access to education will be significantly higher than 100% following a unit increase in a child’s high frequency to the streets and abandonment/negligence of parents and guardians. Conversely, although other regressors such as child violence, and how much time the child spends on the street.

**Table 4.3.2: Multinomial logit regression**

**Number of obs = 199**

**LR chi2(5) = 53.29**

**Prob > chi2 = 0.0000**

**Log likelihood = -20.998862**

**Pseudo R2 = 0.5593**

<b>gtosch</b>	<b>RRR</b>	<b>Std. Err</b>	<b>Z</b>	<b>P&gt; Z </b>	<b>95% Conf. Interval</b>	
<b>1 childlab</b>	0.463	0.097	-3.66	0.000	0.307	0.7
<b>vio</b>	0.893	0.151	-0.67	0.504	0.642	1.244
<b>pga</b>	1.288	0.505	-0.65	0.032	0.598	2.778
<b>fstreet</b>	2.893	1.902	-1.62	0.006	0.798	10.491
<b>htstreet</b>	0.839	0.667	-0.22	0.825	0.177	3.981
<b>cons</b>	30.448	88.193	1.18	0.238	0.104	8893.543
<b>2 (base outcome)</b>						

**Source:** Authors' compilation from Stata 15.

## 5. Conclusion and Policy Recommendation

This study set out to investigate policy and coordination response of stakeholders towards curbing child labour and violence in Anambra State as well as investigate the current incidence and impact of child labour and violence on the child's access to education in Anambra State of Nigeria. The study adopted descriptive statistics and multinomial logistic regression in analyzing data for the study. From the descriptive analysis, most children work every day of their life and do not go to school. Most of the children on the street are highly abused or violated in one form or the other. Most of them are not interested in education and the work seriously affect their access to education. The study found that there isn't any consistent and committed action amongst stake holders towards curbing child labour and violence. Results also show that the incidence of child labour, reflected in parents/guardian abandonment and negligence of the child and the high frequency of visits to the street, is still high in Anambra State.

The study, therefore, recommends that government will be able to see the need to prioritize support for schools by providing free education at least in primary and secondary schools. Also this study recommends very strong political will to implement child rights' laws and encourages citizens' vigilance/responsibility towards reporting child abuse, labour and violence to the appropriate government agencies, and also prosecuting of perpetrators and active policy response should be encouraged through government agencies in order to curb the situation. Also laws and



policies can be reviewed for compliance. There is also need to raise campaign for awareness and support for the rights and laws of child labour and violence amongst children.

### ***Acknowledgement***

*I wish to acknowledge the efforts made by colleagues namely Benedict, Chinwe and Chika in the conduct of this research.*

### **References**

- Alawiye-Adams, A. A., & Babatunde, A. (2013). Street children phenomenon in Nigeria: The challenges and way forward. Available at SSRN 2325114.  
SSRN: <https://ssrn.com/abstract=2325114> or <http://dx.doi.org/10.2139/ssrn.2325114>
- Agbo, M.C. (2017). The health and educational consequences of child labour in Nigeria. *Health Science Journal*, 11(1), 1-9. DOI: 10.21767/1791-809X.1000486.
- Ajagbe, F. A. & Adegbite, D. O. (2014). Impact of child labour on child education in Ogbomosho Area of Oyo State, Nigeria. *Global Journal of Commerce and Management Perspective*, 3(4), 172-176.
- Amungaa, J., Maiyoaa, J., Achokaaa, J and Ashioyaa, I. (2014). Violence against children and the effect on education, *Journal of Psychology in Africa*, 19(1), 119-122.  
<https://doi.org/10.1080/14330237.2009.10820268>
- Bisikaa T., Ntatab P. and Konyania, S. (2009). Gender-violence and education in Malawi: A study of violence against girls as an obstruction to universal primary school education. *Journal of Gender Studies*, 18(3), 287–294. <http://dx.doi.org/10.1080/09589230903057183>
- Chukwuka, U. (2019). *Child rights*. Retrieved from <https://www.anambrastate.gov.ng/news?r=group-sets-agenda-for-child-right-protection-in-Anambra>
- Chukwudeh, O.S. and Akpovire, O. (2021). Liminality and child labour experience of school aged working children with implication for community education in Africa. *Social Sciences*, 10, 93. <https://doi.org/10.3390/soesci10030093>
- Eboh, E. C. (2009). Social and economic research: Principles and methods. *Enugu: African institute for applied economics*.
- Ekpenyong, S. N., & Sibiri, A. E. (2011). Street trading and child labour in Yenegoa. *International Journal of Scientific Research in Education*, 4(1), 36-46.
- Uke, W. A. S. (2018). Street children's problem in getting education: Economic and parental factors. *Mediterranean Journal of Social Sciences*, 9(1), 103-108.
- International Labour Organization. (2016). *What is child labour?*. Retrieved from <https://www.ilo.org>

- ILO. (2017a). *Global estimates of child labour: Rights and trends 2012–2016*. Geneva: International Labour Organisation. Retrieved from [https://www.ilo.org/wcmsp5/groups/public/---dgreports/---dcomm/documents/publication/wcms\\_575499.pdf](https://www.ilo.org/wcmsp5/groups/public/---dgreports/---dcomm/documents/publication/wcms_575499.pdf)
- Punch (2019). 43% of Nigerian children engaged in child labour. *Punch newspaper*. Retrieved from [www.punch.com/43-of-nigerian-children-engaed-in-child-labour-ilo](http://www.punch.com/43-of-nigerian-children-engaed-in-child-labour-ilo)
- Kisirkri, F. K., Mse, G., S. (2016). Education access and retention for street children: Perspectives from Kenya. *Journal of Education and Practice*. 7(2), 88-94.
- Akpan, N., & Oluwabamide, A. J. (2010). The menace of child abuse in Nigeria: A case study of street hawking in Uyo, Akwa Ibom State. *Journal of Social Sciences*, 24(3), 189-192. DOI: 10.1080/09718923.2010.11892855
- Okafor, O. (2007). *Understanding children's work in Bangladish: UCW*. Country Report Series, July 2011. Rome. UCW.
- Pradeep, M. D., & Saumya, S. K. (2019). Child Welfare – Measures to Combat Violation, Exploitation & Abuse. *International Journal of Management, Technology, and Social Sciences (IJMTS)*, 4(1), 52-67. DOI:10.5281/zenodo.3047048.
- Putnick, D. L., & Bornstein, M., H. (2015). Is child labor a barrier to school enrollment in low- and middle-income countries? *International Journal of Educational Development*, 41, 112–120. <https://doi.org/10.1016/j.ijedudev.2015.02.001>
- Quattri, M., & Watkins, K. (2019). Child labour and education—A survey of slum settlements in Dhaka (Bangladesh). *World Development Perspectives*, 13, 50-66. <https://doi.org/10.1016/j.wdp.2019.02.005>
- Sen, A. (1999). *Development as freedom*. Oxford: Oxford University Press.
- United Nations. (2019). *Violence against children*. Retrieved from <https://sustainabledevelopment.un.org/topics/violenceagainstchildren>
- United Nation Children Emergency Fund. (2007). *Assessment of violence against children in basic education in Nigeria*. Federal Ministry of Education. Retrieved from <https://www.assessment-of-violence-against-children-at-basic-education-level-in-nigeria-fme-pdf>.
- United Nation Children Emergency Fund. (2019). *The economic burden of violence against children*. Retrieved from <https://www.unicef.org>
- World Health Organization. (2002) *World Report on Violence and Health: Summary*, Geneva, World Health Organization.
- Zabaleta, M. B. (2011). The impact of child labor on schooling outcomes in Nicaragua. *Economics of Education Review*, 30(6), 1527-1539. <https://doi.org/10.1016/j.econedurev.2011.08.008>