






# Effects of Xylanase Supplementation on the Performance, Nutrient Digestibility, and Digestive Organ Profiles of Broiler Chickens: A Meta-analysis

Sri Rahmani Inayah<sup>1</sup> , Rita Mutia<sup>1</sup> , Anuraga Jayanegara<sup>1,2\*</sup> , Yulianri Rizki Yanza<sup>2,3</sup> , and Sri Amnah<sup>3</sup> 

<sup>1</sup>Department of Animal Nutrition and Feed Technology, IPB University, Jl. Agatis Kampus IPB Dramaga, Bogor 16680, Indonesia

<sup>2</sup>Animal Feed and Nutrition Modelling Research Group (AFENUE), Faculty of Animal Science, IPB University, Jl. Agatis Kampus IPB Dramaga, Bogor 16680, Indonesia

<sup>3</sup>Department Biology Education, Universitas Islam Riau, Jl. Kaharuddin Nasution 113, Pekanbaru 28284, Indonesia

Corresponding author's E-mail: [anuraga.jayanegara@gmail.com](mailto:anuraga.jayanegara@gmail.com)

Received: 27 June 2022

Accepted: 12 September 2022

## ABSTRACT

Enzymes supplementation in broiler feeding is commonly applied to optimize animal feed utilization and reduce feed production costs. One of the enzymes widely used in the broiler industry is xylanase which breaks down complex fibrous compounds in feed, such as nonstarch polysaccharides, to simpler utilizable sugar molecules. However, the effects of xylanase enzymes on broiler growth performance, nutrient digestibility, and organ function in broiler chickens were variable and inconclusive. Therefore, the current study aimed to evaluate the effect of the xylanase enzyme in feed on the performance, nutrient digestibility, and digestive function of parrots using a meta-analysis approach. A dataset of 140 points obtained from 53 articles was analyzed using a mixed model methodology. The results showed that the xylanase enzyme supplementation increased the broiler's body weight gain and decreased feed consumption and feed conversion ratio. In addition, xylanase supplementation also increased nutrient digestibility, such as dry matter, crude protein, starch, gross energy, fat, phosphorus, and calcium. Concerning broiler organ weights, the xylanase supplementation in broiler feed significantly reduced the weight of the duodenum, small intestine, and relative length of the duodenum, jejunum, and ileum. Xylanase supplementation also tended to reduce the relative weight of the proventriculus. The results also showed a negative response to the crypt depth ileum of broiler due to xylanase supplementation. It can be concluded that xylanase supplementation improves the performance, nutrient digestibility, and digestive function of broiler chickens.

**Keywords:** Broiler chickens, Nonstarch polysaccharide, Performance, Xylanase enzyme

## INTRODUCTION

The utilization and efficiency of feeds are critical factors for improving the performance and production rate in the livestock industry, including the broiler chicken (Masey-O'Neill et al., 2014). High fiber content in feedstuffs is a major issue in broiler chicken feeding that affects feed utilization and efficiency (Liu and Kim, 2017). Hence, it is difficult to optimize the expected result of broiler production due to the inability of broiler chickens to utilize feed compounds and increased production costs resulting from low feed efficiency (Liu and Kim, 2017).

Some dietary interventions have been applied to increase feed nutritional values and improve livestock production efficiently (Hidayat et al., 2021). Researchers' interests are currently focusing on enzyme utilization supplemented in the ration to increase feed nutritional values and reduce livestock production costs (Francesch et al., 2012). For instance, nonstarch polysaccharide (NSP), a complex fiber compound in feedstuff, is difficult to digest properly by monogastric animals, such as poultry (Craig et al., 2019). The insufficient ability of poultry to digest NSP compounds is due to the lack of specific enzymes in their digestive tract that can dissolve undigestible fiber bounds

like NSP, especially in broiler chickens. Hence, some studies reported utilizing the xylanase enzyme in the broilers' ration to increase broiler chickens' feed nutritional values and digestibility (Gonzalez-Ortiz et al., 2017; Lee et al., 2019). Xylanase is an enzyme that can dissociate plant cell walls and reduce hemicellulose integrity and the viscosity of feed consumed in the broiler digestive system. Thus, the released feed nutrients may be optimally utilized and improve broilers' performance (Gonzalez-Ortiz et al., 2017).

Besides reducing the viscosity of intestinal contents, the xylanase enzyme is also known to possess the growth-promoting effect and appears to be partly related to the modulation of gut microflora (Craig et al., 2019). Such improvement may increase the feed efficiency of broiler chickens (Sarangi et al., 2016). However, studies concerning the effects of xylanase on broiler chickens' performance, nutrient digestibility, and digestive organs are varied and remain inconclusive (Olukosi et al., 2020). It is necessary to summarize the published data to determine the effects of xylanase on broiler chickens. Therefore, the current study evaluated the impact of dietary xylanase supplementation on broiler chickens' performance, internal organs, and nutrient digestibility by summarizing research data from various published articles.

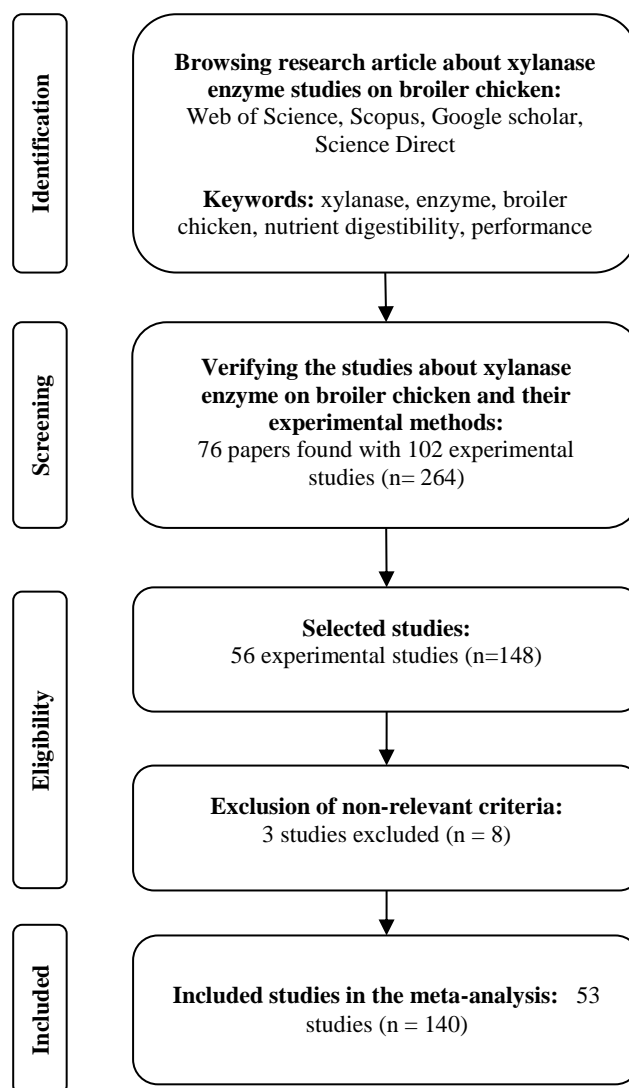
## MATERIALS AND METHODS

### Database development

The database was built from published articles related to the study of the xylanase utilization on broiler chickens. Articles were obtained from Scopus, Google Scholar, NCBI, and Science Direct search engines using "xylanase", "performance", "fiber", and "broiler chicken" keywords. Articles that were included in the database must accede to the following criteria. They described experiments on broiler chickens, treatments were based on the levels of xylanase supplementation in basal feeds, and they must include data about broilers' growth performance (feed intake and daily gain), organ weight and/or internal organ morphometrics, and the articles were written in English. Data from these articles were rigorously selected to be included in the database following some selection stages (Figure 1).

A total of 140 data points representing treatments from 53 articles were included in the database (Table 1). Articles expressed the xylanase supplementation unit as the international unit (IU) values were homogenized and expressed as per 1000 IU (n / 1000 IU). The data included performance parameters (body weight gain, feed

consumption, feed conversion ratio [FCR]), nutrient digestibility (dry matter [DM], gross energy, fat, starch, crude protein [CP], phosphorus, calcium digestibility), relative weight of internal organs and digestive tract (proventriculus, liver, pancreas, gizzard, duodenum, jejunum, ileum, small intestine, cecum), relative lengths of the duodenum, jejunum, ileum, cecum, and intestinal morphometrics (villus height [VH], crypt depth [CD], and VH: CD of the duodenum, jejunum, and ileum). Data expressed in different units were converted and adjusted into that of specified units to allow direct analysis within specified parameters. The statistical summary of the database included in the meta-analysis study is presented in Table 2.



**Figure 1.** Selection of studies related to the effect of xylanase enzyme on broiler chickens

**Table 1.** The selected and used studies on the effects of dietary supplementation of xylanase on the performance, nutrient digestibility, and digestive organ profiles of broiler chickens

No.	References	Period (day)	Basal feed	Broiler sex	Xylanase dosage		
					(10 <sup>3</sup> IU/kg DM feed)		
1	Selle et al. (2003)	4-24	Wheat	Male	0	-	5.49
2	Wu and Ravindran (2004)	1-35	Wheat	Male	0	-	1.00
3	Wu et al. (2004)	1-21	Wheat	Male	0	-	1.00
4	Wu et al. (2004)	1-21	Wheat	Male	0	-	1.00
5	Olukosi et al. (2007b)	1-21	Wheat	-	0	-	32.0
6	Amerah et al. (2008)	1-21	Wheat	Male	0	-	1.00
7	Woyengo et al. (2008)	1-21	Wheat	Male	0	-	2.50
8	Yang et al. (2008)	8-21	Wheat	-	0	-	1.00
9	Amerah et al. (2009)	1-21	Wheat	Male	0	-	1.00
10	Lu et al. (2009)	1-35	Corn	Male	0	-	2.00
11	Luo et al. (2009)	1-22	Wheat	Male	0	-	5.00
12	Cowieson et al. (2010)	1-22	Corn	Male	0	-	16.0
13	Liu et al. (2011)	22-42	Corn	Mixed	0	-	3.60
14	Nian et al. (2011)	1-30	Wheat	Male	0	-	4.00
15	Walk et al. (2011)	1-18	Corn	Male	0	-	1.20
16	Amerah et al. (2012)	1-22	Wheat	Male	0	-	2.00
17	Esmaelipour et al. (2012)	1-24	Wheat	Male	0	-	1.00
18	Liu et al. (2012)	1-21	Wheat	Male	0	-	5.50
19	Masey-O'Neill et al. (2012)	1-18	Corn	Mixed	0	-	16.0
20	Singh et al. (2012)	1-22	Corn	Male	0	-	16.0
21	Barekattain et al. (2013a)	1-35	Corn	Male	0	-	1.00
22	Barekattain et al. (2013b)	1-21	Corn	Male	0	-	1.00
23	Cowieson and Masey O'Neill (2013)	1-49	Wheat	Male	0	-	16.0
24	Gehring et al. (2013)	1-25	Corn	Female	0	-	32.0
25	Kiarie et al. (2014)	1-22	Wheat	Male	0	-	1.25
26	Masey-O'Neill et al. (2014)	1-49	Corn	Male	0	-	32.0
27	Zhang et al. (2014)	7-21	Wheat	Male	0	-	3.20
28	Pirgozliev et al. (2015)	7-21	Soybean meal	Male	0	-	2.00
29	Gonzalez-Ortiz et al. (2016)	1-24	Wheat	Male	0	-	16.0
30	Kim et al. (2016)	14-35	Corn	Male	0	-	6.00
31	Amerah et al. (2017)	1-22	Corn	Male	0	-	2.00
32	dos Santos et al. (2017)	1-24	Sorghum	Mixed	0	-	16.0
33	Gonzalez-Ortiz et al. (2017)	1-22	Wheat	Male	0	-	16.0
34	Kiarie et al. (2017)	1-21	Wheat	Male	0	-	5.00
35	Liu and Kim (2017)	1-35	Wheat	Male	0	-	5.63
36	Mabelebele et al. (2017)	1-21	Sorghum	Female	0	-	1.60
37	Pakel et al. (2017)	7-21	Corn	Male	0	-	0.80
38	Tang et al. (2017)	1-22	Barley	Mixed	0	-	16.0
39	Ghayour-Najafabadi et al. (2018)	1-22	Wheat	Male	0	-	1.00
40	Lee et al. (2018)	1-22	Wheat	Male	0	-	16.0
41	Moss et al. (2018)	10-21	Canola	Male	0	-	2.00
42	Widodo et al. (2018)	1-21	Soybean meal	Male	0	-	16.0
43	Arczewska-Wlosek et al. (2019)	1-22	Corn	Male	0	-	1.00
44	Craig et al. (2019)	1-22	Wheat	Male	0	-	32.0
45	Gonzalez-Ortiz et al. (2019)	1-24	Wheat	Male	0	-	16.0
46	Lee et al. (2019)	1-32	Corn	Mixed	0	-	11.3
47	Olukosi and Bedford (2019)	1-28	Wheat	Male	0	-	16.0
48	Craig et al. (2020a)	1-21	Wheat	Male	0	-	16.0
49	Craig et al. (2020b)	1-28	Wheat	Male	0	-	32.0
50	Melo-Durán et al. (2020)	1-21	Corn	Male	0	-	16.0
51	Olukosi et al. (2020)	1-28	Wheat	Male	0	-	16.0
52	Pirgozlive et al. (2021)	7-21	Wheat	Female	0	-	0.10
53	Rabello et al. (2021)	1-49	Corn	Male	0	-	32.0

**Table 2.** Descriptive statistics of the observed parameters in broiler chickens by using xylanase supplementation in diet

Response Parameters	N	Mean	SEM	Min	Max
<b>Performance and feed intake</b>					
BWG (g/chick)	138	1558	88.5	285	4206
ADG (g/d/chick)	138	50.2	1.71	21.0	124
FI (g/chick)	138	2574	156	551	7502
ADFI (g/d/chick)	138	82.0	3.35	27.0	207
FCR (g/g)	138	1.60	0.02	1.03	2.29
<b>Nutrient digestibility</b>					
DM (%)	46	71.3	0.95	60.4	85.0
CP (%)	35	70.2	1.67	55.5	83.0
Starch (%)	19	77.8	6.64	0.92	98.1
Nitrogen (%)	24	79.0	1.50	64.0	90.0
Fat (%)	15	81.6	2.20	66.0	91.3
GE (%)	33	70.8	1.14	61.3	82.1
Phosphorus (%)	20	46.7	2.13	32.4	66.2
Calcium (%)	18	49.7	3.32	17.8	65.0
<b>Relative weight</b>					
Proventriculus (%)	12	0.40	0.03	0.28	0.59
Liver (%)	20	2.65	0.18	0.93	3.80
Pancreas (%)	22	0.29	0.02	0.14	0.46
Gizzard (%)	31	1.50	0.08	0.87	2.33
Duodenum (%)	30	0.67	0.05	0.42	1.17
Jejunum (%)	30	1.17	0.06	0.75	2.08
Ileum (%)	30	0.95	0.05	0.62	1.74
Small intestine (%)	36	3.40	0.26	1.93	6.90
Cecum (%)	26	0.34	0.03	0.12	0.70
<b>Relative length</b>					
Duodenum (cm/100g BW)	16	2.27	0.14	1.30	3.16
Jejunum (cm/100g BW)	16	6.07	0.37	3.63	7.87
Ileum (cm/100g BW)	16	6.08	0.37	3.71	7.85
Small intestine (cm/100g BW)	16	14	0.87	8.69	18.8
Cecum (cm/100g BW)	22	1.39	0.06	0.88	1.72
<b>Villus Height (VH)</b>					
Duodenum (µm)	22	1257	90.9	772	1949
Jejunum (µm)	30	809	41.5	354	1467
Ileum (µm)	22	626	48.4	355	1142
<b>Crypt Depth (CD)</b>					
Duodenum (µm)	22	249	33.6	56.8	480
Jejunum (µm)	30	204	23.0	38.6	402
Ileum (µm)	22	150	16.4	37.2	257
<b>VH: CD</b>					
Duodenum (µm)	16	5.61	1.51	0.08	18.0
Jejunum (µm)	24	5.68	1.34	0.12	25.5
Ileum (µm)	20	5.58	1.10	0.13	14.5

N: Number

### Statistical analysis

The recorded database was processed statistically using the mixed model method with SAS software version 9.1 (St-Pierre, 2001; Sauvante et al., 2008). Different studies were assigned as random effects, and the dose of xylanase enzyme was assigned as a fixed effect following Hidayat et al. (2021) and Yanza et al. (2021b) modification methods, in which the effects of xylanase were assessed to have a relationship with factors, such as type of basal diets (barley, canola meal, corn, sorghum, soybean meal, and wheat) and sex (male and female). The

mathematical model used in the present meta-analysis was accomplished as follows:

$$Y_{ij} = \mu + s_i + \tau_j + s\tau_{ij} + B_0 + B_1X_{ij} + B_2X_{2ij} + b_iX_{ij} + e_{ij}$$

Where,  $Y_{ij}$  is the dependent variable,  $\mu$  denotes the average of all data,  $s_i$  signifies the random effect of the  $i$ -th trial,  $\tau_j$  is defined as the fixed effect of the  $j$ -th-level factor,  $s\tau_{ij}$  is the random interaction between the  $i$ -th trial and the  $j$ -th-level factor,  $B_0$  indicates the overall intercept in all experiments (fixed effect),  $B_1$  refers to the linear regression coefficient  $Y$  on  $X$  (fixed effect),  $X_{ij}$  suggests the value of the continuous predictor variable

(xylanase/1000 IU),  $b_i$  is the random effect of the study on the regression coefficient Y on X in the study -i, and  $e_{ij}$  show an unexplained residual error.

Due to the qualitative information, the class determination was based on the sex factor and the type of basal diet. Different studies were considered as random effects in the model. The number of replicates in the studies was determined based on the statement of weight available in the SAS as performed by Yanza et al. (2021a). The variables were considered significant at  $p < 0.05$  and considered to have a tendency at  $0.05 < p < 0.10$ .

## RESULTS

Supplementation of xylanase enzyme in ration positively affected broiler chickens' growth performance and nutrient digestibility (Tables 3 and 4). The total body weight gain (BWG) and average daily gain (ADG) of broiler chickens increased by a quadratic response ( $p < 0.05$ ). However, xylanase supplementation reduced the broiler chickens' feed consumption when expressed as a total feed intake (FI;  $p < 0.05$ ) and tended to reduce when linearly expressed as an average daily feed intake (ADFI;  $p < 0.10$ ). Consequently, xylanase supplementation in broiler's ration reduced FCR. The effects of xylanase supplementation on FCR interacted with the type of diet ( $p < 0.05$ ).

Xylanase supplementation enhanced nutrient digestibility, such as DM, CP, and starch by a quadratic response ( $p < 0.05$ ). The xylanase supplementation, however, did not alter fat digestibility. Digestibility of phosphorus, calcium, and total gross energy digestibility (GED) were also elevated by xylanase supplementation by a linear response ( $p < 0.05$ ). The effects of xylanase on phosphorus and calcium digestibility interacted with the type of diet ( $p < 0.05$ ).

The present study showed that xylanase supplementation tended to negatively affect proventriculus ( $p < 0.10$ ) in a quadratic manner, which had an interaction with the type of diet ( $p < 0.05$ ; Table 5). Furthermore, the xylanase supplementation negatively affected the weight of the duodenum ( $p < 0.05$ ) and small intestine ( $p < 0.05$ ), in a quadratic and linear manner, respectively. The xylanase supplementation negatively influenced duodenum, jejunum, and ileum lengths in a quadratic manner ( $p < 0.05$ ), while the small intestine length was reduced linearly ( $p < 0.05$ ). The xylanase supplementation did not affect VH, VH: CD ratio of duodenum, jejunum, and ileum, and the CD of duodenum and jejunum (Table

6). However, xylanase supplementation lowered the CD of the ileum in a linear manner ( $p < 0.05$ ).

## DISCUSSION

### Effects of xylanase on performance and nutrient digestibility of broiler chickens

The inclusion level of the feed ingredients with relatively high polysaccharide content, such as xylan and pentosan, may increase due to the availability of exogenous enzymes used in animal feed (Olukosi et al., 2007a). However, the effects of exogenous enzymes on livestock animals, such as broiler chickens, depend on utilizable nutrients contained in the dietary ration, species, age of the animal, level of antinutrients in feed ingredients, or a combination of these and other factors (Olukosi et al., 2007b). Nonstarch polysaccharide in broiler chicken feed is known to be hydrolyzed using the xylanase enzyme. In addition, it randomly cleaves the arabinoxylan backbone, generating unsubstituted or branched xylooligosaccharides, consequently increasing the polysaccharide substrate's bioavailability (Arczewska-Wlosek et al., 2019; Lee et al., 2017). Recently, results concerning the effects of xylanase on broiler chickens have been varied. Thus, it needs a systematic approach to obtain robust conclusions on several parameters. Hence, the present study was expected to determine the effects of the xylanase supplementation on the critical parameters in broiler chicken nutrition, such as performance (weight gain, feed consumption, and FCR), internal organs, and nutrient digestibility evaluated from published articles.

Xylanase is an exogenous degrading enzyme that can increase broiler chickens' bioavailability of dietary nutrients. The findings of the present study indicated an increased body weight of broiler chickens and decreased FCR, followed by increased levels of xylanase supplementation in feed ingredients. Therefore, it can be assumed that broiler chickens fed with ration supplemented xylanase may improve their performance (Liu and Kim, 2017). Previous studies reported positive effects of xylanase on broiler performance, such as body weight gain, feed intake, and FCR, which further positively increase the nutrient digestibility of broiler chickens (Cowieson, 2010; Kiarie et al., 2014). Xylanase degrades the polysaccharides structure of plant cell walls, especially NSP that is xylan, into xylose and releases other simple sugars or nutrients. Hence, the broiler chickens can readily utilize the released sugars or nutrients for further metabolism (Dornez e al., 2009).

**Table 3.** The effect of xylanase supplementation (per 1000 IU) on performance and feed intake in broiler chickens

Parameters	N	Model	Parameter estimate				P-value	Model statistics		Interaction		Trends
			Intercept	SE Intercept	Slope	SE Slope		RMSE	AIC	Enzyme × Diet	Enzyme × Sex	↑ / ↓
BWG (g/chick)	138	Q	1518	143	4.92	1.43	<0.001	33.02	1798	NS	NS	↑
ADG (g/chick)	138	Q	49.6	2.77	0.15	0.046	0.001	1.05	820	NS	NS	↑
FI (g/chick)	138	L	2525	253	-1.93	0.82	0.021	48.51	1917	NS	NS	↓
ADFI (g/d/chick)	138	L	81.3	5.47	-0.049	0.028	0.078	1.64	951	NS	NS	↓
FCR (g/g)	138	L	1.61	0.04	-0.003	0.0006	<0.001	0.04	-204	0.044	0.080	↓

BWG: Body weight gain, ADG: Average daily gain, FI: Feed intake, ADFI: Average daily feed intake, FCR: Feed conversion ratio, L: Linear, Q: Quadratic, SE: Standard error, RMSE: Root mean square of errors, AIC: Akaike information criterion, L: Linear response, ↑ / ↓: symbol to indicate increasing/decreasing effect of treatment, The model tends to be significant at p < 0.1, significant at p < 0.05, NS: Not significant, N: Number

**Table 4.** The effect of xylanase supplementation (per 1000 IU) on nutrient digestibility in broiler chickens

Parameters	N	Model	Parameter estimate				P-value	Model statistics		Interaction		Trends
			Intercept	SE Intercept	Slope	SE Slope		RMSE	AIC	Enzyme × Diet	Enzyme × Sex	↑ / ↓
DM (%)	46	Q	70.2	1.64	0.34	0.14	0.020	1.71	261	NS	NS	↑
CP (%)	35	Q	69.4	3.11	-0.011	0.004	<0.001	0.85	173.4	NS	NS	↑
Starch (%)	19	Q	74.7	11.0	-0.026	0.012	0.049	0.80	123	0.008	NS	↑
Fat (%)	15	L	80.7	3.37	0.41	0.69	NS	2.36	94.4	0.019	0.001	↑
GE (%)	33	Q	70.1	1.83	0.44	0.10	<0.001	1.09	165	NS	NS	↑
Phosphorus (%)	20	L	45.2	3.64	0.44	0.12	0.003	1.87	119.7	0.025	NS	↑
Calcium (%)	18	L	46.6	6.29	0.55	0.16	0.005	2.51	117.3	NS	NS	↑

DM: Dry matter, CP: Crude protein, GE: Gross energy, L: Linear, Q: Quadratic, SE: Standard error, RMSE: Root mean square of errors, AIC: Akaike information criterion, ↑ / ↓: symbol to indicate increasing/decreasing effect of treatment. The model tends to be significant at p < 0.1, significant at p < 0.05, very significant at p < 0.001, NS: Not significant, N: Number

**Table 5.** The effect of xylanase supplementation (per 1000 IU) on relative weight and length of digestive organs in broiler chickens

Parameters	N	Model	Parameter estimate					Model statistics		Interaction		Trends
			Intercept	SE Intercept	Slope	SE Slope	P-value	RMSE	AIC	Enzyme × Diet	Enzyme × Sex	↑ / ↓
<b>Relative Weight (%)</b>												
Proventriculus	12	Q	0.4	0.05	-0.03	0.01	0.088	0.01	-9.7	0.003	NS	↓
					0.002	0.001	0.085					
Liver	20	L	2.59	0.33	0.006	0.007	NS	0.12	23.5	NS	NS	↑
Pancreas	22	L	0.3	0.03	0.00004	0.002	NS	0.02	-55.4	NS	NS	↑
Gizzard	31	L	1.53	0.13	-0.002	0.004	NS	0.11	15.5	NS	NS	↓
Duodenum	30	Q	0.74	0.08	-0.028	0.013	0.048	0.02	-40.1	NS	NS	↓
					0.0018	0.0008	0.044					
Jejunum	30	L	1.24	0.1	0.0006	0.003	NS	0.05	-17	NS	NS	↑
Ileum	30	L	0.99	0.09	0.0022	0.003	NS	0.05	-18.5	NS	NS	↑
Small intestine	30	L	3.48	0.51	-0.021	0.007	0.009	0.11	36.1	NS	NS	↓
Cecum	26	L	0.36	0.06	-0.0002	0.002	NS	0.02	-58.6	NS	0.09	↓
<b>Relative Length (cm/100 g BW)</b>												
Duodenum	16	Q	2.31	0.24	-0.2	0.08	0.042	0.1	25.5	NS	NS	↓
					0.013	0.005	0.04					
Jejunum	16	Q	6.04	0.61	-0.39	0.14	0.024	0.17	43.4	NS	NS	↓
					0.025	0.009	0.024					
Ileum	16	Q	6.07	0.62	-0.42	0.13	0.015	0.17	42.7	NS	NS	↓
					0.026	0.009	0.015					
Small intestine	14	L	15.5	1.4	-0.84	0.35	0.044	0.5	49.4	NS	NS	↓
Cecum	22	L	1.35	0.1	0.001	0.006	NS	0.05	-13.6	NS	NS	↑

BW: Body weight, L: Linear, Q: Quadratic, SE: Standard error, RMSE: Root mean square of errors, AIC: Akaike information criterion, NS: Not significant, N: Number, ↑ / ↓: symbol to indicate increasing/decreasing effect of treatment. The model tends to be significant at  $p < 0.10$ , significant at  $p < 0.05$ , very significant at  $p < 0.001$ , NS: Not significant.

**Table 6.** The effect of xylanase supplementation (per 1000 IU) on morphometric traits of broiler's digestive tract

Parameters	N	Model	Parameter estimate					Model statistics		Interaction		Trends
			Intercept	SE Intercept	Slope	SE Slope	P-value	RMSE	AIC	Enzyme × Diet	Enzyme × Sex	↑ / ↓
<b>Villus height (VH)</b>												
Duodenum (μm)	22	L	1357	159	3.27	3.58	NS	31.39	252	NS	NS	↑
Jejunum (μm)	30	L	805	79.4	6.06	6.29	NS	57.2	362	NS	NS	↑
Ileum (μm)	22	L	678	85	2.62	3.1	NS	37.78	254	NS	NS	↑
<b>Crypt depth (CD)</b>												
Duodenum (μm)	22	L	233	58.8	-0.25	0.69	NS	6.06	192	NS	NS	↓
Jejunum (μm)	30	L	189	40.8	-1.46	1.23	NS	11.09	283	NS	NS	↓
Ileum (μm)	22	L	144	28.5	-1.08	0.42	0.024	5.12	185.4	0.041	NS	↓
<b>VH: CD</b>												
Duodenum (μm)	16	L	5.08	3	0.03	0.11	NS	0.96	74.1	NS	NS	↑
Jejunum (μm)	24	L	5.69	2.66	-0.02	0.19	NS	1.7	127.4	NS	NS	↓
Ileum (μm)	20	L	5.68	1.99	0.05	0.09	NS	1.08	97.3	NS	NS	↑

L: Linear, Q: Quadratic, SE: Standard error, RMSE: Root mean square of errors, AIC: Akaike information criterion, N: Number; ↑ / ↓: symbol to indicate increasing/decreasing effect of treatment. The model tends to be significant at  $p < 0.1$ , significant at  $p < 0.05$ , very significant at  $p < 0.001$ , NS: Not significant;



However, the efficacy of xylanase to break down NSP structures are different, depending on the type of feed sources and NSP contained in feed materials. For example, poultry prefers to consume cereals that typically have high NSP. However, the polysaccharide composition and the solidness of NSP structural bounds of cereals are different and might influence animal nutrient digestibility (Gonzalez-Ortiz et al., 2017; Bryszak et al., 2020). For example, the corn diet contained 8.7% and 65.2% of NSP and starch, respectively, which is more rapidly digested by the broiler chicken, compared to wheat, which included 10.9% and 65.2% of NSP and starch, respectively (Peron and Amerah, 2012). Therefore, by adding xylanase to both types of feed, broiler chickens' digestibility might increase. However, xylanase seems more effective in dissociating NSP and fiber molecular structures in corn than in wheat. It was studied that broilers fed corn had a higher fiber and phosphorus digestibility than broilers fed with wheat in basal diets (Cowieson et al., 2010; Amerah et al., 2017; Kiarie et al., 2017; Liu and Kim, 2017). According to Bedford (2000), xylanase supplementation can reduce hemicellulose integrity and release previously encapsulated nutrients to improve digestive function and animal performance. However, broiler chicken's feed intake and FCR in the present meta-analysis were reduced by xylanase supplementation. Such xylanase mode of action may increase released nutrients and reduce hemicellulose integrity, and viscosity of feed consumed in the broiler chicken intestines (Kiarie et al., 2014; Khadem et al., 2016). Hence, available nutrients can be optimally absorbed in the broiler chicken hindgut. Nutrient utilization can improve broiler chickens' performance indicated by the increased weight gain and reduced feed intake or simplified by the FCR value (Kiarie et al., 2014).

Results also showed that xylanase supplementation interacted with FCR and fat digestibility in broiler chickens of different sexes. It was reported that the body weight gain, feed intake, and FCR of male chickens were higher than that of female chickens, indicating higher susceptibility of female chickens to disease than males (Ozkan et al., 2010; Quinteiro-Filho et al., 2010; Qurniawan et al., 2016).

The present study indicated that xylanase increased broiler chickens' nutrient digestibility, such as DM, CP, starch, fat, gross energy, phosphorus, and calcium. Kim et al. (2016) explained that adding xylanase to feed ration would increase the accessibility of encapsulated nutrients in the cell wall by demolishing plant cell wall structures through the arabinoxylan degradation. Therefore, it is

assumed that xylanase is activated when consumed feed is delivered to the small intestine. Thus, undegraded nutrients in the previous digestive track, with the activated xylanase enzyme, degraded nutrients were readily absorbed in the hindgut. According to Francesch et al. (2012), the xylanase enzyme in poultry feed generally reduces digesta viscosity and increases the digestibility of nutrients. As reported, NSP in wheat may exacerbate endogenous amino acid secretion, suppressing amino acid digestibility (Angkanaporn et al., 1994; Liu and Kim, 2017). Accordingly, xylanase can reduce intestinal viscosity and endogenous amino acid secretion, release trapped nutrients, and increase cell wall permeability to absorb utilizable nutrients (Liu and Kim, 2017).

#### **Effects of xylanase on weights and morphometrics of broiler chicken's digestive organs**

In this study, Xylanase supplementation in broiler chicken feed showed no effect on the observed organ weights, such as pancreas, gizzard, jejunum, ileum, and cecum. However, the relative weight of the proventriculus, duodenum, and small intestine as well as the relative length of the duodenum, jejunum, ileum, and small intestine decreased with the xylanase supplementation. However, the present study results showed that high fibrous in feed ration can be digested properly due to exogenous enzymes, such as xylanase. Previous studies revealed that fiber or NSP components in poultry feed ration could influence intestinal development, especially the gizzard, and consequently digestibility (Hetland et al., 2004). Yasar and Forbes (2000) reported that the tissue lining the gizzard and the thickness of the gizzard glands of broiler chickens could be reduced by adding enzymes to the feed. On the contrary, Gonzalez-Ortiz et al. (2017) confirmed that no change in organ size was observed in any organs as measured by xylanase enzyme supplementation. Although gizzard weight slightly decreased due to the xylanase supplementation, it was still in the acceptable weight range.

The excessive fiber in feed ingredients may impact digestive organ size with the increased thickness of the apparent organ layer; thus, the weight of some digestive organs increases. In contrast, the current results found that xylanase may not interfere with liver activity in the detoxification process and negatively affect liver size (Septinar et al., 2021). This study revealed that xylanase positively affects metabolic processes so that the degraded nutrients can be well absorbed in the small intestine. Therefore, the cecum of broilers does not need to be burdened because of the workload of the digestive process,

which can affect the size of the cecum. With xylanase supplementation, the indigestible fiber becomes more easily digested. Therefore, increasing digestive metabolism has no detrimental effect on organ function (Sharifi et al., 2012).

Additionally, most organs are believed to work properly even though the xylanase has a detrimental effect on weight and relative length of specified digestive organs as indicated by increased broiler performance and nutrient digestibility in the present study. The xylanase supplementation also reduced ileal CD and increased intestinal VH. According to Mathlouthi et al. (2002), enzyme supplementation increases the mean villi height in broiler chickens. The lack of evidence on organ histological morphometrics could probably be due to the physical and chemical characteristics of the digested fiber in broilers chickens' digestive tracks. Several studies found that xylanase had no effect on intestinal morphology. However, Montagne et al. (2003) and Mateos et al. (2012) stated when broiler chickens were fed a diet high in fiber, fiber molecules were left behind in digestive villi, depending on the physico-chemical characteristics of the fiber in the diet, level of feed consumed, type of animal, the age and health status of the poultry. The effect of xylanase on the weight of proventriculus and CD of ileum also depended on the consumed feed types. Gonzalez-Ortiz et al. (2017) stated that the size of broiler chickens' internal organs and digestive tract is influenced by the type of feed given. Therefore, supplementing broiler chickens' ration with the high amount of fiber compounds influences the weight and morphometric traits of digestive organs because fiber can stimulate the physiological process of digestive organs mechanically and enzymatically.

## CONCLUSION

The present study reveals the positive effects of xylanase supplementation on the performance and nutrient digestibility of broiler chickens. Broilers' body weight gain was increased and FCR value was reduced with the xylanase supplementation. However, the xylanase enzyme had no effects on the relative weight of organs (pancreas, gizzard, jejunum, ileum, and cecum) and the relative length of the cecum. Otherwise, xylanase supplementation reduced ileal crypt depth and increased intestinal villus height. Xylanase also interacts with decreasing FCR, increasing the digestibility of nutrients, namely fat, nitrogen, and phosphorus. In addition, it also interacts with reducing proventriculus size based on the type of feed.

Xylanase interacts with decreasing FCR, increasing fat digestibility, and decreasing cecum size based on the sex of broilers.

## DECLARATION

### Acknowledgments

This research was self-funded and did not receive any financial assistance from any party.

### Authors' contribution

Sri Rahmani Inayah contributed to data collection, database creation, and preparation of the manuscript. Yulianri Rizki Yanza was also involved in preparing the manuscript and data analysis. Rita Mutia, Anuraga Jayanegara, and Sri Amnah guided the research, data analysis, and manuscript preparation. All authors read and approve the final manuscript for publication in the current journal.

### Competing interests

The authors declared that there is no competing interest.

### Ethical consideration

All authors have checked the ethical issue, including plagiarism, consent to publish, misconduct, data fabrication and/or falsification, double publication and/or submission, and redundancy.

## REFERENCES

- Amerah AM, Mathis G, and Hofacre CL (2012). Effect of xylanase and a blend of essential oils on performance and *Salmonella* colonization of broiler chickens challenged with *Salmonella* Heidelberg. *Poultry Science*, 91(4): 943-947. DOI: <https://www.doi.org/10.3382/ps.2011-01922>
- Amerah AM, Ravindra V, Lentle RG, and Thomas DG (2008). Influence of particle size and xylanase supplementation on the performance, energy utilisation, digestive tract parameters and digesta viscosity of broiler starters. *British Poultry Science*, 49(4): 455-462. DOI: <https://www.doi.org/10.1080/00071660802251749>
- Amerah AM, Ravindran V, and Lentle RG (2009). Influence of wheat hardness and xylanase supplementation on the performance, energy utilisation, digestive tract development and digesta parameters of broiler starters. *Animal Production Science*, 49(1): 71-78. DOI: <https://www.doi.org/10.1071/EA08162>
- Amerah AM, Romero LF, Awati A, and Ravindran V (2017). Effect of exogenous xylanase, amylase, and protease as single or combined activities on nutrient digestibility and growth performance of broilers fed corn/soy diets. *Poultry Science*, 96(4): 807-816. DOI: <https://www.doi.org/10.3382/ps/pew297>
- Angkanaporn K, Choct M, Bryden WL, Annison EF, and Annison G (1994). Effects of wheat pentosans on endogenous amino acid

- losses in chickens. *Journal of the Science of Food and Agriculture*, 66(3): 399-404. DOI: <https://www.doi.org/10.1002/jsfa.2740660319>
- Arczewska-Wlosek A, Swiatkiewicz S, Bederska-Lojewska D, Orczewska-Dudek S, Szczurek W, Boros D, Frasz A, Tomaszewska E, Dobrowolski P, Muszynski S et al. (2019). The efficiency of xylanase in broiler chickens fed with increasing dietary levels of rye. *Animals*, 9(2): 46. DOI: <https://www.doi.org/10.3390/ani9020046>
- Barekatin MR, Antipatis C, Choct M, and Iji PA (2013a). Interaction between protease and xylanase in broiler chicken diet containing sorghum distillers' grains with solubles. *Animal Feed Science and Technology*, 182(1-4): 71-81. DOI: <https://www.doi.org/10.1016/j.anifeeds.2013.04.002>
- Barekatin MR, Choct M, and Iji PA (2013b). Xylanase supplementation improves the nutritive value of diets containing high levels of sorghum distillers'dried grains with solubles for broiler chickens. *Journal of Science Food and Agriculture*, 93(7): 1552-1559. DOI: <https://www.doi.org/10.1002/jsfa.5992>
- Bedford MR (2000). Exogenous enzymes in monogastric nutrition-their current value and future benefits. *Animal Feed Science and Technology*, 86(1-2): 1-13. DOI: [https://www.doi.org/10.1016/S0377-8401\(00\)00155-3](https://www.doi.org/10.1016/S0377-8401(00)00155-3)
- Bryszak M, Szumacher-Strabel M, Huang H, Pawlak P, Lechniak D, Kolodziejki P, Yanza YR, Patra AK, Varadyova Z, and Cieslak A (2020). Lupinus angustifolius seed meal supplemented to a dairy cow diet improves fatty acid composition in milk and mitigates methane production. *Animal Feed Science and Technology*, 267: 114590. DOI: <https://www.doi.org/10.1016/j.anifeeds.2020.114590>
- Cowieson AJ and Masey O'neill HV (2013). Effects of exogenous xylanase on performance, nutrient digestibility, and caecal thermal profiles of broilers given wheat-based diets. *British Poultry Science*, 54(3): 346-354. DOI: <https://www.doi.org/10.1080/00071668.2013.780200>
- Cowieson AJ, Bedford MR, and Ravindran V (2010). Interactions between xylanase and glucanase in maize-soy-based diets for broilers. *British Poultry Science*, 51(2): 246-257. DOI: <https://www.doi.org/10.1080/00071661003789347>
- Craig AD, Bedford MR, Hastie P, Khattak F, and Olukosi OA (2019). The effect of carbohydrases or prebiotic oligosaccharides on growth performance, nutrient utilization and development of small intestine and immune organs in broilers fed nutrient-adequate diets based on either wheat or barley. *Journal of the Science of Food and Agriculture*, 99(7): 3246-3254. DOI: <https://www.doi.org/10.1002/jsfa.9537>
- Craig AD, Khattak F, Hastie P, Bedford MR, and Olukosi OA (2020a). Xylanase and xylo- oligosaccharide prebiotic improve the growth performance and concentration of potentially prebiotic oligosaccharides in the ileum of broiler chickens. *British Poultry Science*, 61(1): 70-78. DOI: <https://www.doi.org/10.1080/00071668.2019.1673318>
- Craig AD, Khattak F, Hastie P, Bedford MR, and Olukosi OA (2020b). The similarity of the effect of carbohydrase or prebiotic supplementation in broilers aged 21 days, fed mixed cereal diets and challenged with coccidiosis infection. *PLoS ONE*, 15(2): e0229281. DOI: <https://www.doi.org/10.1371/journal.pone.0229281>
- Domez E, Gebruers K, Delcour JA, and Courtin CM (2009). Grain-associated xylanases: Occurrence, variability, and implications for cereal processing. *Trends Food Science & Technology*, 20(11-12): 495-510. DOI: <https://www.doi.org/10.1016/j.tifs.2009.05.004>
- dos Santos TT, Masey O'Neill HV, Gonzalez-Ortiz G, Camacho-Fernandez D, and Lopez-Coello C (2017). Xylanase, protease and superdosing phytase interactions in broiler performance, carcass yield and digesta transit time. *Animal Nutrition*, 3(2): 121-126. DOI: <https://www.doi.org/10.1016/j.aninu.2017.02.001>
- Esmailipour O, Moravej H, Shivazad M, Rezaian M, Aminzadeh S, and Van Krimpen MM (2012). Effects of diet acidification and xylanase supplementation on performance, nutrient digestibility, duodenal histology and gut microflora of broilers fed wheat based diet. *British Poultry Science*, 53(2): 235-244. DOI: <https://www.doi.org/10.1080/00071668.2012.681771>
- Francesch M, Perez-vendrell AM, and Broz J (2012). Effects of a mono-component endo-xylanase supplementation on the nutritive value of wheat-based broiler diets. *British Poultry Science*, 53(6): 809-816. DOI: <https://www.doi.org/10.1080/00071668.2012.750714>
- Gehring CK, Bedford MR, and Dozier III WA (2013). Extra-phosphoric effects of phytase with and without xylanase in corn-soybean meal-based diets fed to broilers. *Poultry Science*, 92(4): 979-991. DOI: <https://www.doi.org/10.3382/ps.2012-02769>
- Ghayour-Najafabadi P, Khosravinia H, Gheisari A, Azarfar A, and Khanahmadi M (2018). Productive performance, nutrient digestibility and intestinal morphometry in broiler chickens fed corn or wheat-based diets supplemented with bacterial- or fungal-originated xylanase. *Italian Journal of Animal Science*, 17(1): 165-174. DOI: <https://www.doi.org/10.1080/1828051X.2017.1328990>
- Gonzalez-Ortiz G, dos Santos TT, Vienola K, Vartiainen S, Apajalahti J, and Bedford MR (2019). Response of broiler chickens to xylanase and butyrate supplementation. *Poultry Science*, 98(9): 3914-3925. DOI: <https://www.doi.org/10.3382/ps/pez113>
- Gonzalez-Ortiz G, Olukosi O, and Bedford MR (2016). Evaluation of the effect of different wheats and xylanase supplementation on performance, nutrient and energy utilization in broiler chicks. *Animal Nutrition*, 2(3): 173-179. DOI: <https://www.doi.org/10.1016/j.aninu.2016.06.005>
- Gonzalez-Ortiz G, Sola-Oriol D, Martinez-Mora M, Perez JF, and Bedford MR (2017). Response of broiler chickens fed wheat-based diets to xylanase supplementation. *Poultry Science*, 96(8): 2776-2785. DOI: <https://www.doi.org/10.3382/ps/pex092>
- Hetland H, Choct M, and Svihus B (2004). Role of insoluble nonstarch polysaccharides in poultry nutrition. *World's Poultry Science Journal*, 60(4): 415-422. DOI: <https://www.doi.org/10.1079/WPS200325>
- Hidayat C, Irawan A, Jayanegara A, Sholikin MM, Prihambodo TR, Yanza YR, Vienna E, Sadarman S, Krisnan R, and Isbandi I (2021). Effect of dietary tannins on the performance, lymphoid organ weight, and amino acid ileal digestibility of broiler chickens: A meta-analysis. *Veterinary World*, 14(6): 1405-1411. DOI: <https://www.doi.org/10.14202/vetworld.2021.1405-1411>
- Khadem A, Lourenço M, Delezie E, Maertens L, Goderis A, Mombaerts R, Höfte M, Eeckhaut V, Van Immerseel F, and Janssens GP (2016). Does release of encapsulated nutrients have an important role in the efficacy of xylanase in broilers? *Poultry Science*, 95(5): 1066-1076. DOI: <https://www.doi.org/10.3382/ps/pew002>
- Kiarie E, Romero LF, and Ravindran V (2014). Growth performance, nutrient utilization, and digesta characteristics in broiler chickens fed corn or wheat diets without or with supplemental xylanase. *Poultry Science*, 93(5): 1186-1196. DOI: <https://www.doi.org/10.3382/ps.2013-03715>
- Kiarie E, Walsh MC, Romero LF, Arent S, and Ravindran V (2017). Nutrient and fiber utilization responses of supplemental xylanase in broiler chickens fed wheat based diets are independent of the adaptation period to test diets. *Poultry Science*, 96(9): 3239-3245. DOI: <https://www.doi.org/10.3382/ps/pex100>
- Kim JS, Hosseindost A, Ingale SL, Rathi PC, Lee SH, Choi YH, Kim MJ, Kumar A, Park SO, Ohh SJ et al. (2016). Effects of diet form and xylanase supplementation in a high maize distillers dried grains with solubles (DDGS) diet on performance, nutrient digestibility and nonstarch polysaccharide degradation in broilers. *European*

- Poultry Science, 80: 154. DOI: <https://www.doi.org/10.1399/eps.2016.154>
- Lee SA, Dunne J, Febery E, Brearley CA, Mottram T, and Bedford MR (2018). Exogenous phytase and xylanase exhibit opposing effects on real-time gizzard pH in broiler chickens. *British Poultry Science*, 59(5): 568-578. DOI: <https://www.doi.org/10.1080/00071668.2018.1496403>
- Lee SA, Wiseman J, O'Neill HVM, Scholey DV, Burton EJ, and Hill SE (2017). Understanding the direct and indirect mechanisms of xylanase action on starch digestion in broilers. *Journal of World Poultry Research*, 7(2): 35-47. Available at: [https://jwpr.science-line.com/attachments/article/41/J%20World%20Poult%20Res%20\(2\)%2035-47%202017.pdf](https://jwpr.science-line.com/attachments/article/41/J%20World%20Poult%20Res%20(2)%2035-47%202017.pdf)
- Lee SH, Hosseindoust A, Ingale SL, Rathi PC, Yoon SY, Choi JW, and Kim JS (2019). Thermostable xylanase derived from *Trichoderma citrinoviride* increases growth performance and nonstarch polysaccharide degradation in broiler chickens. *British Poultry Science*, 61(1): 57-62. DOI: <https://www.doi.org/10.1080/00071668.2019.1673316>
- Liu D, Guo S, and Guo Y (2012). Xylanase supplementation to a wheat-based diet alleviated the intestinal mucosal barrier impairment of broiler chickens challenged by *Clostridium perfringens*. *Avian Pathology*, 41(3): 291-298. DOI: <https://www.doi.org/10.1080/03079457.2012.684089>
- Liu N, Ruc YJ, Tangb DF, Xua TS, and Partridge GG (2011). Effects of corn distillers dried grains with solubles and xylanase on growth performance and digestibility of diet components in broilers. *Animal Feed Science and Technology*, 163(2-4): 260-266. DOI: <https://www.doi.org/10.1016/j.anifeedsci.2010.11.004>
- Liu WC and Kim IH (2017). Effects of dietary xylanase supplementation on performance and functional digestive parameters in broilers fed wheat-based diets. *Poultry Science*, 96(3): 566-573. DOI: <https://www.doi.org/10.3382/ps/pew258>
- Lu M, Li D, Gong L, Ru Y, and Ravindran V (2009). Effect of supplemental microbial phytase and xylanase on the performance of broilers fed diets based on corn and wheat. *The Journal of Poultry Science*, 46(3): 217-223. DOI: <https://www.doi.org/10.2141/jpsa.46.217>
- Luo D, Yanga F, Yang X, Yao J, Shi B, and Zhou Z (2009). Effects of xylanase on performance, blood parameters, intestinal morphology, microflora and digestive enzyme activities of broilers fed wheat-based diets. *Asian-Australasian Journal of Animal Sciences*, 22(9): 1288-1295. DOI: <https://www.doi.org/10.5713/ajas.2009.90052>
- Mabelebele M, Gous RM, Siwela M, O'Neil HVM, and Iji PA (2017). Performance of broiler chickens fed South African sorghum-based diets with xylanase. *South African Journal of Animal Science*, 47(5): 679-687. DOI: <https://www.doi.org/10.4314/sajias.v47i5.11>
- Masey O'Neill HV, Liu N, Wang JP, Diallo A, and Hill S (2012). Effect of xylanase on performance and apparent metabolisable energy in starter broilers fed diets containing one maize variety harvested in different regions of China. *Asian-Australia Journal of Animal Sciences*, 25(4): 515-523. DOI: <https://www.doi.org/10.5713/ajas.2011.11314>
- Masey-O'Neill HV, Singhb M, and Cowieson AJ (2014). Effects of exogenous xylanase on performance, nutrient digestibility, volatile fatty acid production and digestive tract thermal profiles of broilers fed on wheat- or maize-based diet. *British Poultry Science*, 55(3): 351-359. DOI: <https://www.doi.org/10.1080/00071668.2014.898836>
- Mateos GG, Jiménez-Moreno E, Serrano MP, and Lázaro RP (2012). Poultry response to high levels of dietary fiber sources varying in physical and chemical characteristics. *Journal of Applied Poultry Research*, 21(1): 156-174. DOI: <https://www.doi.org/10.3382/japr.2011-00477>
- Mathlouthi N, Mallet S, Sauliner L, Quemener B, and Larbier M (2002). Effects of Xylanase and  $\beta$ -glucanase addition on performance, nutrient digestibility and physico chemical conditions in the small intestine contents fed a wheat and barley-based diet. *Animal Research*, 51(5): 395-406. DOI: <https://www.doi.org/10.1051/animres:2002034>
- Melo-Durán D, Pérez JF, González-Ortiz G, Sala R, Villagómez-Estrada S, Bedford MR, Graham H, and Solà-Oriol D (2020). Influence of particle size and xylanase in cornsoybean pelleted diets on performance, nutrient utilization, microbiota and short-chain fatty acid production in young broilers. *Animals*, 10(10): 1904. DOI: <https://www.doi.org/10.3390/ani10101904>
- Montagne L, Pluske JR, and Hampson DJ (2003). A review of interactions between dietary fiber and the intestinal mucosa, and their consequences on digestive health in young non-ruminant animals. *Animal Feed Science and Technology*, 108(1-4): 95-117. DOI: [https://www.doi.org/10.1016/S0377-8401\(03\)00163-9](https://www.doi.org/10.1016/S0377-8401(03)00163-9)
- Moss AF, Chrystal PV, Dersjant-Li Y, Selle PH, and Liu SY (2018). Responses in digestibilities of macro-minerals, trace minerals and amino acids generated by exogenous phytase and xylanase in canola meal diets offered to broiler chickens. *Animal Feed Science and Technology*, 240: 22-30. DOI: <https://www.doi.org/10.1016/j.anifeedsci.2018.03.011>
- Nian F, Guo YM, Ru YJ, Li FD, and Péron A (2011). Effect of exogenous xylanase supplementation on the performance, net energy and gut microflora of broiler chickens fed wheat-based diets. *Asian-Australian Journal of Animal Sciences*, 24(3): 400-406. DOI: <https://www.doi.org/10.5713/ajas.2011.10273>
- Olukosi OA and Bedford MR (2019). Comparative effects of wheat varieties and xylanase supplementation on growth performance, nutrient utilization, net energy, and whole-body energy and nutrient partitioning in broilers at different ages. *Poultry Science*, 98(5): 2179-2188. DOI: <https://www.doi.org/10.3382/ps/pey582>
- Olukosi OA, Bedford MR, and Adeola O (2007a). Xylanase in diets for growing pigs and broiler chicks. *Canadian Journal of Animal Science*, 87(2): 227-235. DOI: <https://www.doi.org/10.4141/CJAS06005>
- Olukosi OA, Cowieson AJ, and Adeola O (2007b). Age-related influence of a cocktail of xylanase, amylase, and protease or phytase individually or in combination in broilers. *Poultry Science*, 86(1): 77-86. DOI: <https://www.doi.org/10.1093/ps/86.1.77>
- Olukosi OA, Gonzalez-Ortiz G, Whitfield H, and Bedford MR (2020). Comparative aspects of phytase and xylanase effects on performance, mineral digestibility, and ileal phytate degradation in broilers and turkeys. *Poultry Science*, 99(3): 1528-1539. DOI: <https://www.doi.org/10.1016/j.psj.2019.11.018>
- Ozkan S, Takma C, Yahav S, Sogut B, Turkmut L, Erturun H, and Cahaner A (2010). The effects of feed restriction and ambient temperature on growth and ascites mortality of broilers reared at high altitude. *Poultry Science*, 89(5): 974-985. DOI: <https://www.doi.org/10.3382/ps.2009-00293>
- Pakel AY, Horn NL, and Adeola O (2017). The efficacy of dietary xylanase and phytase in broiler chickens expeller-extracted camelina meal. *Poultry Science*, 96(1): 98-107. DOI: <https://www.doi.org/10.3382/ps/pew183>
- Peron A and Amerah A (2012). Wheat as an alternative to corn. *Asian Feed Technical*.
- Pirgozliev V, Bravo D, Mirza MW, and Rose SP (2015). Growth performance and endogenous losses of broilers fed wheat-based diets with and without essential oils and xylanase supplementation. *Poultry Science*, 94(6): 1227-1232. DOI: <https://www.doi.org/10.3382/ps/peu017>
- Pirgozliev V, Whiting IM, Mansbridge SC, Enchev S, Rose SP, Kljak K, Johnson AE, Drijfhout F, Orczewska-Dudek S, and Atanasov AG (2021). Effect of rearing temperature on physiological measures and antioxidant status of broiler chickens fed stevia (*Stevia rebaudiana* B.) leaf meal and exogenous xylanase. *Current*

- Research in Biotechnology, 3: 173-181. DOI: <https://www.doi.org/10.1016/j.crbiot.2021.05.005>
- Quinteiro-Filho WM, Ribeiro A, Ferraz-de-Paula V, Pinheiro ML, Sakai M, Sa LRM, Ferreira AJP, and Palermo-Neto J (2010). Heat stress impairs performance parameters, induces intestinal injury, and decreases macrophage activity in broiler chickens. *Poultry Science* 89(9): 1905-1914. DOI: <https://www.doi.org/10.3382/ps.2010-00812>
- Qurniawan A, Arief II, and Afnan R (2016). Broiler productions performance on the different breeding altitude in South Sulawesi. *Jurnal Veteriner*, 17(4): 622-633. Available at: <https://www.cabdirect.org/cabdirect/abstract/20173082712>
- Rabello CBV, Costa MJ, Nogueira WCL, Barbosa GJ, Rios-Alva JC, Wyatt CL, York TW, Serrano MP, and Oviedo-Rondon EO (2021). Effects of graded levels of exogenous xylanase in corn-soy diets with two amino acid density and fat levels postpellet in broiler chickens: Live performance, energy utilization, digestibility, and carcass characteristics. *Poultry Science*, 100(2): 820-834. DOI: <https://www.doi.org/10.1016/j.psj.2020.10.046>
- Sarangi NR, Babu LK, Kumar A, Pradhan CR, Pati PK, and Mishra JP (2016). Effect of dietary supplementation of prebiotic, probiotic, and synbiotic on growth performance and carcass characteristics of broiler chickens. *Veterinary World*, 9(16): 313-319. DOI: <https://www.doi.org/10.14202/vetworld.2016.313-319>
- Sauvant D, Schmidely P, Daudin JJ, and St-Pierre NR (2008). Meta-analyses of experimental data in animal nutrition. *Animal*, 2(8): 1203-1214. DOI: <https://www.doi.org/10.1017/S1751731108002280>
- Selle PH, Ravindran V, Ravindran G, Pittolo PH, and Bryden WL (2003). Influence of phytase and xylanase supplementation on growth performance and nutrient utilisation of broilers offered wheat-based diets. *Asian-Australasian Journal of Animal Sciences*, 16(3): 394-402. DOI: <https://www.doi.org/10.5713/ajas.2003.394>
- Septinar, Muslim, and Roza LD (2021). Pengaruh pemberian rebusan tepung kulit manggis (*garcinia mangostana l.*) dalam air minum terhadap persentase lemak abdominal dan persentase giblet broiler. *Journal of Animal Center*, 3(1): 42-51. DOI: <https://www.doi.org/10.36378/jac.v3i1.1375>
- Sharifi SD, Shariatmadari F, and Yaghobfar A (2012). Effects of inclusion of hull-less barley and enzyme supplementation of broiler diets on growth performance, nutrient digestion and dietary metabolisable energy content. *Journal Central European Agriculture*, 13(1): 193-207. DOI: <https://www.doi.org/10.5513/JCEA01/13.1.1035>
- Singh A, Masey O'Neill HV, Ghosh TK, Bedford MR, and Haldar S (2012). Effects of xylanase supplementation on performance, total volatile fatty acids and selected bacterial population in caeca, metabolic indices and peptide YY concentrations in serum of broiler chickens fed energy restricted maize-soybean based diets. *Animal Feed Science and Technology*, 177(3-4): 194-203. DOI: <https://www.doi.org/10.1016/j.anifeedsci.2012.08.005>
- St-Pierre NR (2001). Invited review: Integrating quantitative findings from multiple studies using mixed model methodology. *Journal of Dairy Science*, 84(4): 741-755. DOI: [https://www.doi.org/10.3168/jds.S0022-0302\(01\)74530-4](https://www.doi.org/10.3168/jds.S0022-0302(01)74530-4)
- Tang DF, Liu XX, Shi XG, and Aftab U (2017). Effect of cereal type and xylanase supplementation on nutrient retention and growth performance of broilers. *Journal of Applied Poultry Research*, 26(4): 529-535. DOI: <https://www.doi.org/10.3382/japr/pfx026>
- Walk CL, Cowieson AJ, Remus JC, Novak CL, and McElroy AP (2011). Effects of dietary enzymes on performance and intestinal goblet cell number of broilers exposed to a live coccidia oocyst vaccine. *Poultry Science*, 90(1): 91-98. DOI: <https://www.doi.org/10.3382/ps.2010-00760>
- Widodo AE, Nolan JV, Akter M, O'Neill HM, and Iji PA (2018). Response of broiler chickens to triticales-based diets supplemented with microbial enzymes (1. Growth and intestinal function). *Poultry Science Journal*, 6(1): 25-40. DOI: <https://www.doi.org/10.22069/psj.2018.13811.1280>
- Woyengoa TA, Guentera W, Sandsb JS, Nyachotia CM, and Mirza MA (2008). Nutrient utilisation and performance responses of broilers fed a wheat-based diet supplemented with phytase and xylanase alone or in combination. *Animal Feed Science and Technology*, 146(1-2): 113-123. DOI: <https://www.doi.org/10.1016/j.anifeedsci.2007.11.013>
- Wu YB and Ravindran V (2004). Influence of whole wheat inclusion and xylanase supplementation on the performance, digestive tract measurements and carcass characteristics of broiler chickens. *Animal Feed Science and Technology*, 116(1-2): 129-139. DOI: <https://www.doi.org/10.1016/j.anifeedsci.2004.02.011>
- Wu YB, Ravindran V, Thomas DG, Birtles MJ, and Hendriks WH (2004a). Influence of method of whole wheat inclusion and xylanase supplementation on the performance, apparent metabolisable energy, digestive tract measurements and gut morphology of broilers. *British Poultry Science*, 45(3): 385-394. DOI: <https://www.doi.org/10.1080/00071660410001730888>
- Wu YB, Thomas DG, Ravindran V, Birtles MJ, and Hendriks WH (2004b). Influence of phytase and xylanase, individually or in combination, on the performance, apparent metabolisable energy, digesta viscosity, digestive tract measurements and gut morphology in broilers fed wheat-based diets containing adequate levels of phosphorus. *British Poultry Science*, 45(1): 76-84. DOI: <https://www.doi.org/10.1080/00071660410001668897>
- Yang Y, Iji PA, Kocher A, Mikkelsen LL, and Choct M (2008). Effects of xylanase on growth and gut development of broiler chickens given a wheat-based diet. *Asian-Australasian Journal of Animal Sciences*, 21(11): 1659-1664. DOI: <https://www.doi.org/10.5713/ajas.2008.80074>
- Yanza YR, Fitri A, Suwignyo B, Elfahmi, Hidayatik N, Kumalasari NR, Irawan A, and Jayanegara A (2021a). The utilization of tannin extract as a dietary additive in ruminant nutrition: A meta-analysis. *Animals*, 11(1): 3317. DOI: <https://www.doi.org/10.3390/ani11113317>
- Yanza YR, Szumacher-Strabel M, Jayanegara A, Kasenta AM, Gao M, Huang H, Patra AK, Warzych E, and Cieślak A (2021b). The effects of dietary medium-chain fatty acids on ruminal methanogenesis and fermentation in vitro and in vivo: A meta-analysis. *Journal of Animal Physiology and Animal Nutrition*, 105(5): 874-889. DOI: <https://www.doi.org/10.1111/jpn.13367>
- Yasar S and Forbes JM (2000). Enzyme supplementation of dry and wet wheat-based feeds for broiler chickens: Performance and gut responses. *British Journal of Nutrition*, 84(3): 297-307. DOI: <https://www.doi.org/10.1017/S0007114500001574>
- Zhang L, Xu J, Lei L, Jiang Y, Gao F, and Zhou GH (2014). Effects of xylanase supplementation on growth performance, nutrient digestibility and non-starch polysaccharide degradation in different sections of the gastrointestinal tract of broilers fed wheat-based diets. *Asian-Australasian Journal of Animal Sciences*, 27(6): 855-861. DOI: <https://www.doi.org/10.5713/ajas.2014.14006>