

Copyright © 2020 by Academic Publishing House Researcher s.r.o.



Published in the Slovak Republic
European Journal of Molecular Biotechnology
Has been issued since 2013.
E-ISSN: 2409-1332
2020, 8(1): 24-34

DOI: 10.13187/ejmb.2020.1.24
www.ejournal8.com



Origin of Life in Hot Mineral Water. Analyses with Infrared Spectral Methods, pH and ORP. Effects of Hydrogen and Nascent Hydrogen

Ignat Ignatov ^{a, *}

^a Scientific Research Center of Medical Biophysics (SRCMB), Sofia, Bulgaria

Abstract

The studies were performed of the composition of water, its temperature, pH and oxidation reduction potential (ORP) value in experiments with modelling of primary hydrosphere and possible conditions for origin of first organic forms of life in hot mineral water in hydrothermal springs and open ponds. Experiments with hot mineral and seawater from Bulgaria by IR-spectroscopy with DNES-method and Thermo Nicolet Avatar 360 Fourier-transform IR were conducted. Cactus juice of *Echinopsis pachanoi* and Jellyfish *Aurelia aurita* from Black Sea were used as model systems. The reactions of condensation and dehydration in alkaline aqueous solutions with pH = 9–11, resulting in synthesis of larger organic molecules as polymers and short polipeptides from separate molecules, were considered and scrutinized. It was shown that hot alkaline mineral water with temperature from +65 °C to +95 °C and pH value from 8.5 to 10 and ORP with negative value is more suitable for the origination of life and living matter than other analyzed water samples. The pH value of seawater on the contrary is limited to the range of 7,5 to 8,4 units. The research was connected with estimation of the common local extremums in hot mineral and sea water, cactus juice and jellyfish.

Keywords: origin of life, hot mineral water, hydrothermal conditions, IR-spectroscopy.

1. Introduction

Previous biological experiments with D₂O and structural-conformational studies with deuterated molecules, enable to modeling conditions under which the first living forms of life might be evolved (Ignatov, Mosin, 2013). The content of deuterium in hot mineral water may be increased due to the physical chemical processes of the deuterium accumulation. It can be presumed that primary water might contain more deuterium at early stages of evolution of first living structures, and deuterium was distributed non-uniformly in the hydrosphere and atmosphere (Ignatov, Mosin, 2012). The primary reductive atmosphere of the Earth consisted basically of gas mixture CO, H₂, N₂, NH₃, CH₄, lacked O₂–O₃ layer protecting the Earth surface from rigid short-wave solar radiation carrying huge energy capable to cause radiolysis and photolysis of water.

The point regards the influence of temperature on the processes in living matter. Recent studies have shown that the most favorable for the origin of life and living matter seem to be hot alkaline mineral waters interacting with CaCO₃ (Ignatov, 2010; Ignatov, Mosin, 2013). According to the law for conservation of energy the process of self-organization of primary organic forms in water solutions may be supported by thermal energy of magma, volcanic activity and solar radiation. According to J. Szostak, the accumulation of organic compounds in open lakes is more

* Corresponding author
E-mail addresses: mbioph@abv.bg (I. Ignatov)

possible compared to the ocean (Szostak, 2011). Probably the life has begun near a hydrothermal vent: an underwater spout of hot water. Geothermal activity gives more opportunities for the origination of life. In 2009 A. Mulkidjanian and M. Galperin demonstrate that the cell cytoplasm contains potassium (K), zinc (Zn), manganese (Mn) and phosphate ions (P), which are not particularly widespread in the sea aquatorium (Mulkidjanian, Galperin, 2009). Colín-García and co-authors also summarize a set of experiments proposed to test the role of hydrothermal vents in prebiotic synthesis (Colín-García et al., 2016). B. Damer and D. Deamer have come to the conclusion that cell membranes cannot be formed in salty seawater. Before the continents formed, the only dry land on Earth would be volcanic islands, where rainwater would form ponds where lipids could form the first stages towards cell membranes. Only when true cells had evolved they gradually would adapt to saltier environments and enter the ocean (Damer, Deamer, 2015). J. Trevors and G. Pollack were proposed that the first cells on the Earth assembled in a hydrogel environment (Trevors, Pollack, 2005). Gel environments are capable of retaining water, oily hydrocarbons, solutes, and gas bubbles, and are capable of carrying out many functions, even in the absence of a membrane. Hydrocarbons are an organic compounds consisting entirely of hydrogen (H) and carbon (C). The analyses show the possible scenario of the syntheses of periodically molecules of life (Colón Santos, 2019). The data presented in this paper show that the origination of living matter most probably occurred in hot mineral water. This occurred in hydrothermal springs and ponds with hot mineral water. There had been possible also in hydrothermal vents in seawater with hot mineral water. An indisputable proof of this is the presence of stromatolites fossils. They lived in warm and hot water in zones of volcanic activity, which could be heated by magma and seem to be more stable than other first sea organisms (Ignatov, 2012).

The purpose of the research was studying the conditions of primary hydrosphere (temperature, pH, ORP, isotopic composition) for possible processes for origin of life and living matter in hot mineral water. There was studied primary atmosphere and interaction with hydrosphere and with effects of gas discharge. Various samples of water from Bulgaria were studied within the frames of the research.

The aim of the research and analyses was to study the parameters of hot mineral water from Rupite, Bulgaria with calcium and hydrocarbonate ions as model system for origin of life. In 2020 were performed studies of hot mineral water from Rupite (Ignatov et al., 2021) and warm mineral water from Varna (Ignatov, Valcheva, 2021). The researches were with microbiological parameters of genus *Bacillus* and its evolutionary development.

2. Material and methods

2.1. Objects of Studying

The research by the IR-spectrometry with DNES-method (Antonov, 1995; Antonov, Ignatov, 1998) was carried out with samples of water taken from various water sources:

1 – mineral water (Rupite, Bulgaria);

2 – seawater (Varna, Bulgaria);

Sediments from hot mineral spring and pond in Rupite, Bulgaria and sea salt from Black Sea were studied using the Thermo Nicolet Avatar 360 Fourier-transform IR;

Cactus juice of *Echinopsis pachanoi* and Jellyfish *Aurelia aurita* (Varna, Bulgaria, Black Sea) were used as two model systems which were both investigated by the IR-spectrometry with DNES method.

2.2. IR-Spectroscopy

IR-spectra of water samples were registered on Thermo Nicolet Avatar 360 Fourier-transform IR (K. Chakarova) and Differential Non-equilibrium Spectrum (DNES).

2.3. pH indicator and oxidation reduction potential (ORP)

The research of pH and ORP with Hanna instruments was performed.

3. Results and discussion

Research of various samples of mineral water from mineral springs and seawater from Bulgaria was carried out. The hot mineral spring and ponds of Rupite are located in eastern foot of the extinct volcano Kozhuh.

Table 1. Results with DNES spectral method and Thermo Nicolet Avatar 360 Fourier-transform IR of cactus juice, jelly fish, sea water and salt, sea water and salt, mineral water and sediments from Rupite, Bulgaria

-E (eV); λ (μm); k (cm^{-1}) DNES-method	-E (eV); λ (μm); k (cm^{-1}) DNES-method	λ (μm); k (cm^{-1}) Thermo Nicolet Avatar 360 Fourier-transform IR	-E (eV); λ (μm); k (cm^{-1}) DNES-method	λ (μm); k (cm^{-1}) Thermo Nicolet Avatar 360 Fourier-transform IR	-E (eV); λ (μm); k (cm^{-1}) DNES-method
Cactus juice	Mineral water Rupite (Bulgaria)	Mineral water Rupite (Bulgaria)	Sea Water Black Sea	Sea salt Black Sea	Jelly fish Black Sea
0.1112 (11.15; 897)	0.1112 (11.15; 897)	(11.44; 875)			
0.1187 (10.45; 957)	0.1187 (10.45; 957)	(10.95; 913)			0.1200; (10.33; 968)
0.1262 (9.82; 1018)	0.1262 (9.82; 1018)				
0.1287 (9.63; 1038)	0.1287 (9.63; 1038)	(9.78; 1031)			
0.1362 (9.10; 1099)	–	(9.08; 1101)	0.1362 (9.10; 1099)		(0.1375; 9.02; 1109)
0.1387	0.1387 (8.95; 1117)	–		(8.93; 1120)	

Note:

*The function of the distribution of energies Δf was measured in reciprocal electron volts (eV^{-1}). It is shown at which values of the spectrum $-E$ (eV) the biggest local maximums of this function are observed; λ – wave length; κ – wave number.

For this DNES method was employed for research of cactus juice *Echinopsis pachanoi* (Table 1). The cactus was selected as a model system because this plant contains approximately 90 % of water. The closest to the spectrum of cactus juice was the spectrum of mineral water contacting with Ca^{2+} and HCO_3^- ions from Rupite, Bulgaria (Table 1).

DNES-spectra of cactus juice and mineral water from Rupite, Bulgaria with HCO_3^- (1320–1488 mg/L), Ca^{2+} (29–36 mg/L) $t=76$ °C (source) and $t=52-54$ °C (open ponds depending the season) have magnitudes of local extremums at -0.1112 (11.15); -0.1187 (10.45); -0.1262 (9.83); -0.1287 (9.64) and -0.1387 eV (9.85 μm). Similar local extremum in the DNES-spectrum between cactus juice and seawater were detected at -0.1362 eV (9.10 μm).

Common extremums in the IR-spectrum between cactus juice (DNES method) and minerals from the sediments (Thermo Nicolet Avatar 360 Fourier-transform IR) were detected at 11.44; 10.95; 9.78; 9.08; μm . Similar local extremum between cactus juice and sea salt was detected at 8.93 μm .

Study of the local extremums in DNES spectrum of jellyfish from Black Sea was performed (Table 1). There are two local extremums at 9.02 and 10.33 μm . The local extremum at 9.02 μm corresponds to the local extremums in sea salt (8.93 μm).

The local extremums of sediments from hot mineral spring in Rupite, Bulgaria were studied with Thermo Nicolet Avatar 360 Fourier-transform IR (Figure 2).

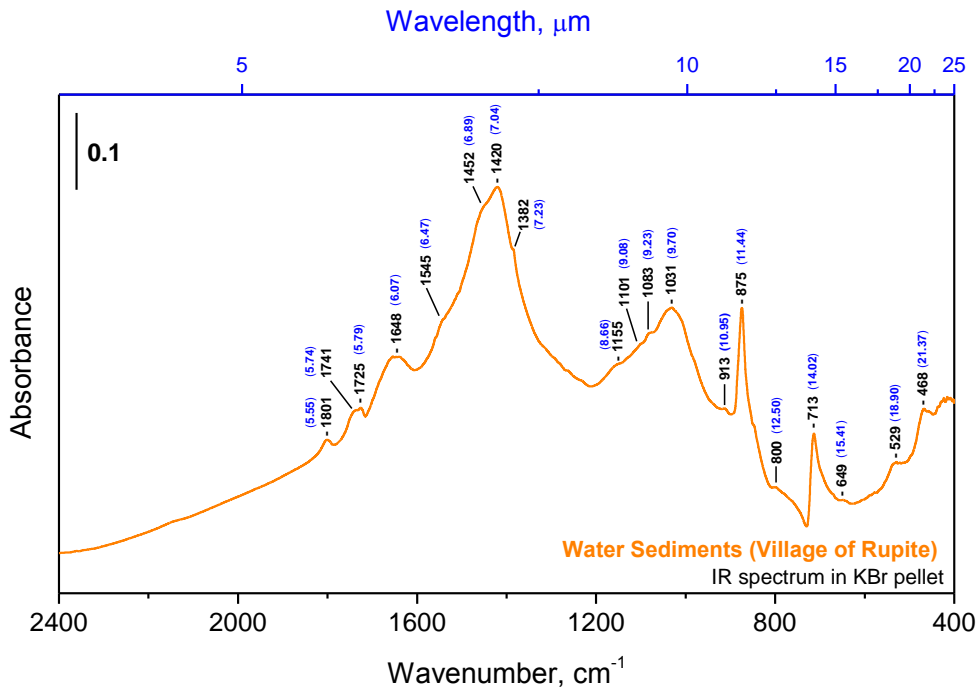


Fig. 2. IR-spectrum of water obtained from Rupite Village (Bulgaria)

The results with DNES method indicated that jellyfish *Aurelia aurita* had local extremums at 9.02 and 10.33 μm in IR-spectra (Table 1). Before measurements the jellyfish was kept in seawater for several days. For comparison seawater has a local extremum at 9.10 μm with DNES method and Sea salt 8.93 μm with Nicolet Avatar 360 Fourier-transform IR (Figure 3). Jellyfish contains approximately 97 (w/w) % of water and is the most unstable living organism compared to those ones that form stromatolites. The explanation for this is the smaller concentration of salts and, therefore, the smaller number of local extremums in the IR-spectrum in relation to seawater.

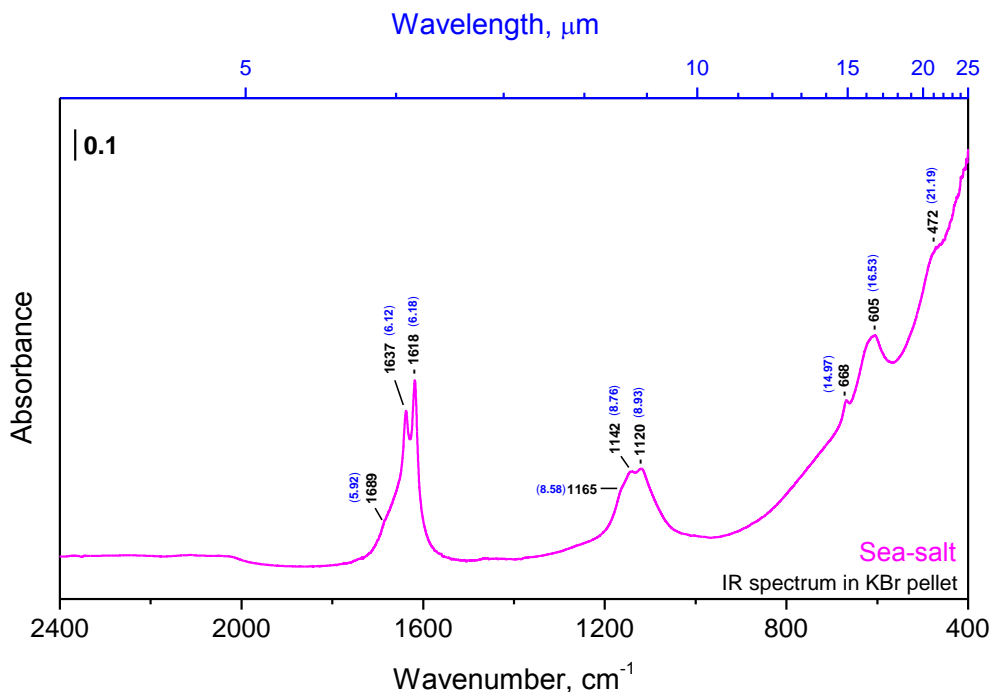
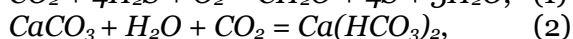


Fig. 3. IR-spectrum of sea-salt obtained from Varna (Bulgaria)

Such a character of IR-spectrums and distribution of local extremums may prove that hot mineral alkaline water is preferable for origin and maintenance of life compared to other types of water analyzed by DNES and Nicolet Avatar 360 Fourier-transform IR. Thus, in hot mineral waters

the local extremums in the IR-spectrums are more manifested compared to the local extremums obtained in IR-spectrum of the same water at a lower temperature (Ignatov, 2013). The difference in the local extremums in the interval from +20 °C to +95 °C at each 5 °C step is significant at $p < 0.05$ according to Student's t-criterion. These data indicate that the origination of life and living matter depends on the structure and physical chemical properties of water, as well as its temperature. The IR-spectrum of cactus juice is the closest to the IR- and DNES-spectrum of water, which contains bicarbonates and calcium ions typical for the formation of stromatolites. For this reason cactus juice was applied as a model system. The local extremums in IR-spectra of alkaline mineral water interacting with CaCO_3 and then seawater are the. The most closed closest to the local extremums in IR-spectrum of cactus juice.

In connection with these data the following reactions participating with CaCO_3 in aqueous solutions are important:



The equation (1) shows how some chemosynthetic bacteria use energy from the oxidation of H_2S and CO_2 to S and formaldehyde (CH_2O). The equation (2) is related to one of the most common processes in nature: in the presence of H_2O and CO_2 , CaCO_3 transforms into $\text{Ca}(\text{HCO}_3)_2$. In the presence of hydroxyl OH^- ions, CO_2 transforms into HCO_3^- (equation (3)). Equation (4) is valid for the process of formation of the stromatolites – the dolomite layered accretionary structures formed in shallow seawater by colonies of cyanobacteria. In 2010 D. Ward described fossilized stromatolites in the Glacier National Park (USA) (Schirber, 2010). Stromatolites aged 3.5 billion years had lived in warm and hot water in zones of volcanic activity, which could be heated by magma. This suggests that the first living forms evidently evolved in hot geysers (Pons et al., 2011). It is known that water in geysers is rich in carbonates, while the temperature is ranged from +60 to +100 °C and more than +100 °C. In 2011 a team of Japanese scientists under the leadership of T. Sugawara showed that life originated in warm or, more likely, hot water (Kurihara et al., 2011). DNA and synthetic enzymes created proto cells from aqueous solution of organic molecules. For this the initial solution was heated to a temperature close to water's boiling point +95 °C. Then its temperature was lowered to +65 °C with formation of proto cells with primitive membrane. This laboratory experiment is an excellent confirmation of the possibility that life originated in hot water.

The above-mentioned data can predict a possible transition from synthesis of small organic molecules under high temperatures to more complex organic molecules as proteins. There are reactions of condensation-dehydration of amino acids into separate blocks of peptides that occur under alkaline conditions, with $\text{pH} = 9-11$.

A research is conducted of Oxidation Reduction Potential (ORP) of hot mineral water from Rupite, Bulgaria. With temperature increase ORP gets reduced with (-70 mV) from 50 to 25° C (Table 2). The measured pH is 7.70. The change of ORP shows that in hot mineral water are released electrons in alkaline medium.

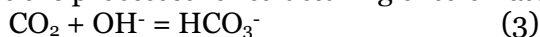
Table 2. Results of temperature (°C) and Oxidation Reduction Potential (ORP) of mineral water from Rupite, Bulgaria

Temperature (° C)	Oxidation Reduction Potential (ORP) (mV)
25	57
30	45
35	37
40	30
45	18
50	-13

When reviewing the processes of life origin it is necessary to consider the composition of primary atmosphere 3.5 billion years ago. It contains H_2 , N_2 , CO_2 , CO. With the temperature rise of

the water and boiling in the modern atmosphere, the bubbles contain oxygen and it gets acidified. The author suggests that the bubbles in the water in contact with the ancient atmosphere contain hydrogen, and the water gets more alkaline. Also ORP decreases and may result in negative values. An experiment is conducted with saturation of water from Rupite with hydrogen. The achieved average result is (-215 mV) with temperature 50°C. The difference is (-215 mV) - (-13 mV) = (-202 mV). This indicates that in the ancient atmosphere were gained more electrons in the water. In such a way are achieved more hydroxyl groups (OH⁻) and bicarbonate ions (HCO₃⁻).

The interaction with calcium ions (Ca²⁺) during exchange of electric charges as per formulae makes the processes for structuring of stromatolites by formulae (1) and (2) more active.

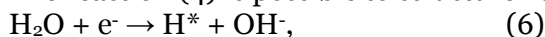


The following reaction (5) is valid in electrolysis. In the ancient atmosphere and hydrosphere there was increased gas discharge.



The same reaction contributed for the formation of stromatolites. Nowadays it is observed in electrolyzer devices for waters catholyte and anolyte. In the ancient hydrosphere and land the charge had been negative and in the atmosphere positive. The conditions had been optimal for "nature" electrolysis. In these direction had been the experiments of Miller (Miller, 1953).

The reaction (4) is possible to structure nascent hydrogen H* (Mehandjiev et al., 2019).



The reaction (5) released in the gaseous form after recombination is formed:



The nascent hydrogen is very active for chemical reactions in primary hydrosphere for origin of life and there is additional H₂ in primary hydrosphere with dissolving from atmosphere.

The allocation of H₂O molecule when a peptide chain is formed is important factor in reaction of condensation of two amino acid molecules into dipeptide. As reaction of polycondensation of amino acids is accompanied by dehydration, the H₂O removal from reaction mixture speeds up the reaction rate. This testifies that formation of early organic forms may have occurred nearby active volcanoes, because at early periods of geological history volcanic activity occurred more actively than during subsequent geological times. However, dehydration accompanies not only amino acid polymerization, but also association of other small blocks into larger organic molecules, and also polymerization of nucleotides into nucleic acids. Such association is connected with the reaction of condensation, at which from one block a proton is removed, and from another – a hydroxyl group with the formation of H₂O molecule (Ignatov, Mosin, 2012)

The results with ORP show that free electrons in water support for amino acid polymerization and small blocks into larger organic molecules (Ignatov, 2019).

In 1969 the possibility of existence of condensation-dehydration reactions under conditions of primary hydrosphere was proven by M. Calvin (Calvin, 1969). From most chemical substances hydrocyanic acid (HCN) and its derivatives – cyanoamid (CH₂N₂) and dicyanoamid (HN(CN)₂) possess dehydration ability and the ability to catalyze the process of linkage of H₂O from primary hydrosphere (Mathews, Moser, 1968). The presence of HCN in primary hydrosphere was proven by S. Miller's early experiments (Miller, 1953). Chemical reactions with HCN and its derivatives are complex with a chemical point of view; in the presence of HCN, CH₂N₂ and HN(CN)₂ the condensation of separate blocks of amino acids accompanied by dehydration can proceed at normal temperatures in strongly diluted H₂O-solutions. These reactions show the results of synthesis from separate smaller molecules to larger organic molecules of polymers, e.g. proteins, polycarboxydrates, lipids, and ribonucleic acids.

Furthermore, polycondensation reactions catalyzed by HCN and its derivatives depend on acidity of water solutions in which they proceed (Abelson, 1966). In acid aqueous solutions with pH = 4–6 these reactions do not occur, whereas alkaline conditions with pH = 9–11 promote their course. There has not been unequivocal opinion, whether primary water was alkaline, but it is probable that such pH value possessed mineral waters adjoining with basalts, i.e. these reactions could occur at the contact of water with basalt rocks, that testifies this hypothesis (Ignatov, Mosin, 2012).

It should be noted, that geothermal sources might be used for synthesis of various organic molecules. Thus, amino acids were detected in solutions of formaldehyde CH₂O with

hydroxylamine NH_2OH , formaldehyde with hydrazine (N_2H_4) in water solutions with HCN, after heating of a reactionary mixture to $+95\text{ }^\circ\text{C}$ (Harada, Fox, 1964). In model experiments reaction products were polymerized into peptide chains that are the important stage towards inorganic synthesis of protein. Purines and pyrimidines were formed in a reactionary mixture of water solution with a HCN-NH_3 . In other experiments amino acid mixtures were subjected to influence of temperatures from $+60\text{ }^\circ\text{C}$ up to $+170\text{ }^\circ\text{C}$ with formation of short protein-like molecules resembling early evolutionary forms of proteins subsequently designated as thermal proteinoids (Ignatov, Mosin, 2012). They consisted of 18 amino acids usually occurring in protein hydrolyzates. The synthesized proteinoids are similar to natural proteins on a number of other important properties, e. g. on linkage by nucleobases and ability to cause the reactions similar to those catalyzed by enzymes in living organisms as decarboxylation, amination, deamination, and oxidoreduction. Proteinoids are capable to catalytically decompose glucose (Fox, Krampitz, 1964) and to have an effect similar to the action of α -melanocyte-stimulating hormone (Fox, Wang, 1968). The best results on polycondensation were achieved with the mixes of amino acids containing aspartic and glutamic acids, which are essential amino acids occurring in all modern living organisms.

In natural conditions water was heated by the magma. The structure formed from heated water was evidently a result of self-organization. Living organisms are complex self-organizing systems. They are open because they constantly exchange substances and energy with the environment and change the entropy (Ignatov, 2011). The changes in the open systems are relatively stable in time. The stable correlation between components in an open system is called a dissipative structure. According to I. Prigozhin, the formation of dissipative structures and the elaboration to living cells is related to changes in entropy (Nikolis, Prigozhin, 1979).

The initial stage of evolution, apparently, was connected with formation of the mixtures of amino acids and nitrogenous substances – analogues of nucleic acids at high temperature. Such synthesis is possible in aqueous solutions under thermal conditions in the presence of H_3PO_4 . The next stage is polycondensation of amino acids into thermal proteinoids at temperatures $65\text{--}95\text{ }^\circ\text{C}$. After that membrane like structures were formed in a mix of proteinoids in hot water solutions. In 2011 T. Sugawara (Japan) created membrane like proto cells from aqueous solution of organic molecules, DNA and synthetic enzymes under temperature close to water's boiling point $+95\text{ }^\circ\text{C}$ (Sugawara, 2011).

4. Conclusion

The data obtained testify that origination of life and living matter depends on physical-chemical properties of water and external factors – temperatures, pH, ORP, electric discharges and isotopic composition. Hot mineral alkaline water interacting with CaCO_3 is closest to these conditions. Next in line with regard to quality is seawater. For chemical reaction of dehydration-condensation to occur in hot mineral water, water is required to be alkaline with pH range 9–11 and negative ORP. In warm and hot mineral waters the local extremums in IR-spectrums from 8 to $14\text{ }\mu\text{m}$ were more expressed in comparison with the local extremums measured in the same water samples with lower temperature. The new achievement is connected with chemical composition of ancient atmosphere and alkalization of the water from the hydrogen.

The research for origin of life and living matter in hot mineral water in mineral springs and open ponds (Ignatov, 2010; Szostak, 2011; Damer, Deamer, 2015) and in hydrothermal vents in the ocean (Mulkiđjanian, Galperin, 2009) give the possibilities for life at the surface of the moons of the planets in Solar System. According to the law for conservation of energy the process of self-organization of primary organic forms in water solutions may be supported by thermal energy of magma (Ignatov, 2010). The candidates are – Europa (moon of Jupiter), Titan and Enceladus (moons of Saturn).

5. Acknowledgements

The author wishes to thank K. Chakarova from Bulgarian Academy of Sciences (BAS) for registering IR-spectrums with Thermo Nicolet Avatar 360 Fourier-transform IR.

References

Abdullah et al., 2012 – Abdullah, A.M., Abdelsalam, E., Abdullah, B., Khaled, A. (2012).

Antioxidant Effects of Zamzam Water in Normal Rats and Those Under Induced-oxidant Stress, *Journal of Medicinal Plants Research*. 6(42): 5507-5512.

Abelson, 1966 – Abelson, P. (1966). Chemical Events on the “Primitive” Earth. *Proc. Natl. Acad. Sci. U.S.* 55: 1365-1372.

Antonov, 1995 – Antonov, A. (1995). Research of Nonequilibrium Processes in the Area of Allocated Systems, Diss. Thesis Doctor of Physical Sciences, 1-255.

Calvin, 1969 – Calvin, M. (1969). Chemical evolution. *Oxford: Clarendon*. 278.

Colin et al., 2016 – Colin, G. et al. (2016). Hydrothermal Vents and Prebiotic Chemistry: a Review. *Boletín de la Sociedad Geológica Mexicana*. 1-22.

Colon Santos, 2019 – Colon Santos, S.M. (2019). Exploring the Untargeted Synthesis of Prebiotically-plausible Molecules. *PhD Thesis, University of Glasgow*. 1-231.

Damer, Deamer, 2015 – Damer, B., Deamer, D. (2015). Coupled Phases and Combinatorial Selection in Fluctuating Hydrothermal Pools: A Scenario to Guide Experimental Approaches to the Origin of Cellular Life. *Life*. 5(1): 872-887.

Fox, Krampitz, 1964 – Fox, S.W., Krampitz, G. (1964). Catalytic Decomposition of Glucose in Aqueous Solution by Thermal Proteinoids. *Nature*. 203: 1362-1364.

Fox, Wang, 1968 – Fox, S.W., Wang, C.T. (1968). Melanocytostimulating hormone: Activity in thermal polymers of alpha-amino acids. *Science*. 160: 547-548.

Harada, Fox, 1964 – Harada, I., Fox, S.W. (1964). Thermal Synthesis of Natural Amino-acids from a Postulated Primitive Terrestrial Atmosphere. *Nature*. 201: 335-336.

Ignatov et al., 1998 – Ignatov, I., Antonov, A., Galabova, T. (1998). Medical Biophysics – Biophysical Fields of Man. *Gea Libris, Sofia*.

Ignatov, 2010 – Ignatov, I. (2010). Which Water is Optimal for the Origin (Generation) of Life? *Euromedica, Hanover*. 34-37.

Ignatov, 2011 – Ignatov, I. (2011). Entropy and Time in Living Organisms. *ArchivEuromedica, Hanover, 1st & 2nd Edition*. 74-75.

Ignatov, 2011 – Ignatov, I. (2011). Entropy and Time in Living Organisms. *Euromedica, Hanover*. 60-62.

Ignatov, Tsvetkova, 2011 – Ignatov, I., Tsvetkova, V. (2011). Water for the Origin of Life and “Informationability” of Water, Kirlian (Electric Images) of Different Types of Water. *Euromedica, Hanover*. 62-65.

Ignatov, Tsvetkova, 2011 – Mosin, O.V., Ignatov, I. (2011). Water – Substance of Life, Consciousness and Physical Reality. *Natural Sciences, Moscow*. 17 (11): 9-21.

Ignatov, Mosin, 2012 – Ignatov, I., Mosin, O.V. (2012). Hot Mineral Water with a High Deuterium Content in the Process of the Origin of Life and Living matter. *Everything about Water, Moscow*. 1-26.

Ignatov, Mosin, 2012 – Ignatov, I., Mosin, O.V. (2012). Hot Mineral Water with Deuterium Molecules for the Origin of Life and Living Matter. *Congress Science, Information, Consciousness, Saint-Petersburg Technical University*. 137-149.

Ignatov, 2012 – Ignatov, I. (2012). Origin of Life and Living Matter in Hot Mineral Water, *Conference on the Physics, Chemistry and Biology of Water, Vermont Photonics, USA*.

Ignatov, Mosin, 2012 – Ignatov, I., Mosin, O.V. (2012). Isotopic Composition of Water and its Temperature in Modeling of Primordial Hydrosphere Experiments, *Euro-Eco, Hanover*. 62.

Ignatov, Mosin, 2012 – Ignatov, I., Mosin, O.V. (2012). Isotopic Composition of Water and its Temperature in Modeling primordial Hydrosphere Experiments, *VII Int. Conference Future Studies in Science and Technology, Veterinary Biological Science, Prague*. 15: 41-49.

Ignatov, Mosin, 2013 – Ignatov, I., Mosin, O.V. (2013). Ideas about the Origin of Life in the Light of the Study of the Properties of the Natural Water. *Chemistry, Moscow*. 10: 3-9.

Ignatov et al., 2014 – Ignatov, I., Karadzhov, S., Atanasov, A., Ivanova, E., Mosin, O.V. (2014). Electrochemical Aqueous Sodium Chloride Solution (Anolyte and Catholyte) as Types of Water, Mathematical Models, Study of Effects of Anolyte on the Virus of Classical Swine Fever Virus. *Journal of Health, Medicine and Nursing*. 8: 1-28.

Ignatov, Mosin, 2013 – Ignatov, I., Mosin, O.V. (2013). Origin of Life in Hot Mineral Water with Deuterium. *Everything about Water, Moscow*. 1-15.

Ignatov, Mosin, 2013 – Ignatov, I., Mosin, O.V. (2013). Isotopic Composition of Water and its Temperature in Modeling of Primordial Hydrosphere Experiments for Origin of Life and Living Matter. *Science Review, Moscow*. 1: 17-27.

Ignatov, Mosin, 2013 – Ignatov, I., Mosin, O.V. (2013). Isotopic Composition of Water and its Temperature in Modeling of Primordial Hydrosphere Experiments for Origin of Life and Living Matter. *Acknowledge, Moscow*. 14(1): 1-16.

Ignatov, Mosin, 2013 – Ignatov, I., Mosin, O.V. (2013). Origin of Life and Living Matter in Hot Mineral Water. *Acknowledge, Moscow*. 15(2): 1-19.

Ignatov, Mosin, 2013 – Ignatov, I., Mosin, O.V. (2013). Structure of Water for Origin of Life and Living Matter. *Acknowledge, Moscow*. 15(2): 1-16.

Ignatov, Mosin, 2013 – Ignatov, I., Mosin, O.V. (2013). Isotopic Composition of Water and Origin of Life. *School Biology, Moscow*. 3: 5-16.

Ignatov, Mosin, 2013 – Ignatov, I., Mosin, O.V. (2013). Isotopic Composition of Water and its Temperature in the Process of Evolutional Development of Life and Living Matter. *Astrahan Newspaper of Ecological Development, Astrahan*. 1, 113-127.

Ignatov, Mosin, 2013 – Ignatov, I., Mosin, O.V. (2013). Possible Processes for Origin of Life and Living Matter with modeling of Physiological Processes of Bacterium *Bacillus Subtilis* in Heavy Water as Model System. *Journal of Natural Sciences Research*. 3(9): 65-76.

Ignatov, Mosin, 2013 – Ignatov, I., Mosin, O.V. (2013). Biological Effect of Deuterium on Prokaryotic and Eukaryotic Cells. *Astrahan Newspaper of Ecological Development*. 3: 124-138.

Ignatov, Mosin, 2013 – Ignatov, I., Mosin, O.V. (2013). Modeling of Possible Processes for Origin of Life and Living Matter in Hot Mineral and Seawater with Deuterium. *Journal of Environment and Earth Science*. 3(14): 103-118.

Ignatov, Mosin, 2013 – Ignatov, I., Mosin, O.V. (2013). Isotopic Composition of Water and its Temperature in Modeling of Primordial Hydrosphere Experiments for Origin of Life and Living Matter. *Consciousness and Physical Reality, Natural Science, Moscow*. 18(4): 26-32.

Ignatov, Mosin, 2014 – Ignatov, I., Mosin, O.V. (2014). Modeling of Possible Processes for Origin of Life and Living Matter in Hot Mineral Water. Research of Physiological Processes of Bacterium *Bacillus Subtilis* in Hot Heavy Water. *Journal of Medicine, Physiology and Biophysics*. 2: 53-70.

Ignatov, Mosin, 2014 – Ignatov, I., Mosin, O.V. (2014). Modeling of Possible Conditions For Origin of First Organic Forms in Hot Mineral Water. *Journal of Medicine, Physiology and Biophysics*. 3: 1-14.

Ignatov, Mosin, 2014 – Ignatov, I., Mosin, O.V. (2014). Modeling of Possible Processes for Origin of Life and Living Matter in Sea and Hot Mineral Water. Process of Formation of Stromatolites. *Journal of Medicine, Physiology and Biophysics*. 5: 23-46.

Ignatov, Mosin, 2014 – Ignatov, I., Mosin, O.V. (2014). Hot Mineral Water with More Deuterium for Origin of Live and Living Matter. Process of Formation of Stromatolites. *Journal of Health, Medicine and Nursing*. 6: 1-24.

Ignatov, Mosin, 2014 – Ignatov, I., Mosin, O.V. (2014). Origin of Life and Living Matter in Primary Atmosphere and Hydrosphere. Modeling of Non-equilibrium Electric Gas Discharge Conditions. *Journal of Health, Medicine and Nursing*. 6: 25-49.

Ignatov, Mosin, 2014 – Ignatov, I., Mosin, O.V. (2014). Modeling of Conditions in Primary Hydrosphere in the Process of Origination of Organic Forms of Life in Hot Mineral Water. *Nanoengineering, Moscow*. 6: 37-46.

Ignatov, Mosin, 2015 – Ignatov, I., Mosin, O.V. (2015). Origin of Life and Living Matter in Hot Mineral Water. *Advances in Physics Theories and Applications*. 39: 1-22.

Ignatov et al., 2015 – Ignatov, I., Mosin, O.V., Gluhchev, G., Karadzhov, S., Miloshev, G., Ivanov, N. (2015). The Evaluation of Mathematical Model of Interaction of Electrochemically Activated Water Solutions (Anolyte and Catholyte) with Water. *European Reviews of Chemical Research*. 2(4): 72-86.

Ignatov, Mosin, 2015 – Ignatov, I., Mosin, O.V. (2015). Non-equilibrium Gas Discharge Conditions for Origin of Life and Living Matter. Experiments of Miller. Modeling of the Conditions with Gas Coronal Discharge Simulating Primary Atmosphere. *Journal of Medicine, Physiology and Biophysics*. 9: 27-50.

Ignatov, Mosin, 2015 – Ignatov, I., Mosin, O.V. (2015). Hydrothermal Conditions for Origin of Life and Living Matter. *Journal of Health, Medicine and Nursing*. 10:1-33.

Ignatov, Mosin, 2015 – Ignatov, I., Mosin, O.V. (2015). Studying the Hydrological Conditions for Origin of First Organic Forms of Life in Hot Mineral Water with HDO. *Journal of Medicine, Physiology and Biophysics*. 15: 20-41.

Ignatov, Mosin, 2015 – Ignatov, I., Mosin, O.V. (2015). S. Miller's Experiments in Modelling of Non-Equilibrium Conditions with Gas Electric Discharge Simulating Primary Atmosphere. *Journal of Medicine, Physiology and Biophysics*. 15: 61-76.

Ignatov, Mosin, 2015 – Ignatov, I., Mosin, O.V. (2015). Possible Processes for Origin of First Chemoheterotrophic Microorganisms with Modeling of Physiological Processes of Bacterium *Bacillus Subtilis* as a Model System in 2H₂O. *Journal of Medicine, Physiology and Biophysics*. 17: 53-75.

Ignatov, Mosin, 2015 – Ignatov, I., Mosin, O.V. (2015). Studying the Properties of Hot Mineral Water to Sustain the Organic Forms of Life by IR, NES and DNES Methods. *Journal of Medicine, Physiology and Biophysics*. 18: 1-14.

Ignatov, Mosin, 2015 – Ignatov, I., Mosin, O.V. (2015). Possible Processes for Origin of First Chemoheterotrophic Microorganisms with Modeling of Physiological Processes of Bacterium *Bacillus subtilis* as a Model System in 2H₂O. *European Journal of Molecular Biotechnology*. 9 (3): 131-155.

Ignatov, Mosin, 2016 – Ignatov, I., Mosin, O.V. (2016). Isotopic Composition, the Temperature and pH Value of Water in Experiments with Prognosis of Primary Hydrosphere and Possible Conditions for Origin of First Organic Forms in Hot Mineral Water with HDO. *Journal of Medicine, Physiology and Biophysics*. 24: 18-41.

Ignatov, Mosin, 2016 – Ignatov, I., Mosin, O.V. (2016). The Reactions of Condensation–Dehydration Occurring in Aqueous Alkaline Solutions at pH = 9–11 and t = 65–95 °C in the Process of Modeling of Primary Hydrosphere. *Journal of Medicine, Physiology and Biophysics*. 24: 42-55.

Ignatov, Mosin, 2016 – Ignatov, I., Mosin, O.V. (2016). Studying the Process of Formation of Precambrian Period Limestone Dolomite Fossils of Stromatolites in Hot Mineral Water Interacting with CaCO₃. *Journal of Medicine, Physiology and Biophysics*. 25: 29-44.

Ignatov, Mosin, 2016 – Ignatov, I., Mosin, O.V. (2016). The Formation of Thermal Proteinoids in Hot Water. *Journal of Medicine, Physiology and Biophysics*. 26: 15-27.

Ignatov, Mosin, 2016 – Ignatov, I., Mosin, O.V. (2016). Deuterium, Heavy Water and Origin of Life. LAP LAMBERT Academic Publishing. 1-500.

Ignatov, Mosin, 2016 – Ignatov, I., Mosin, O.V. (2016). Water and Origin of Life. *Altaspera Publishing & Literary Agency Inc*. 1-616.

Ignatov, Mosin, 2016 – Ignatov, I., Mosin, O.V. (2016). Can the First Organic Forms Of Life Originate in Hot Mineral Water with HDO? *Russian Journal of Biological Research*. (7)1: 4-19.

Ignatov, Mosin, 2016 – Ignatov, I., Mosin, O.V. (2016). Water and Origin of Life: Collection of Scientific Publications. *Moscow, Berlin, Direct Media*, pp. 1-658.

Ignatov et al., 2021 – Ignatov, I., Valcheva, N., Mihaylova, S., Dinkov, G. (2021). Physicochemical and Microbiological Results of Hyperthermal (Hot) Mineral Water in Rupite, Bulgaria as Model System for Origin of Life. *Uttar Pradesh Journal of Zoology*. 41(24): 16-22.

Ignatov, Valcheva, 2021 – Ignatov, I., Valcheva, N. (2021). Physiological and Molecular Characteristics of *Bacillus* Spp. from Warm Mineral Water in Varna, Bulgaria as model system for origin of life. *Uttar Pradesh Journal of Zoology*.

Ignatov et al., 2019 – Ignatov, I., Mehandjiev, D., Vassileva, P., Voykova, D., Karadzhov, S., Gluhchev, G., Ivanov, N. (2019) Research of Water Catholyte of Presence of Nascent (Atomic) Hydrogen (H^{*}). Hydrogen and Nascent Hydrogen of the Reactions for Origin of Life in Hot Mineral Water. *European Journal of Medicine*. 7(2): 99-105.

Ignatov, 2019 – Ignatov, I. (2019). Origin of Life in Hot Mineral Water from Hydrothermal Springs and Ponds. Effects of Hydrogen and Nascent Hydrogen. Analyses with Spectral Methods, pH and ORP. *European Reviews of Chemical Research*. 6(2): 49-60.

Ignatov et al., 2020 – Ignatov, I., Gluhchev, G., Karadzhov, G., Yaneva, I., Valcheva, N., Dinkov, G., Popova, T., Petrova, T., Mehandjiev, D., Akszjonovich, I. (2020). Dynamic Nano Clusters of Water on Waters Catholyte and Anolyte: Electrolysis with Nano Membranes. *Physical Science International Journal*. 24(1): 46-54.

- [Kurihara et al., 2011](#) – Kurihara, K., Tamura, M., Shohda, K. (2011). Self-Reproduction of supramolecular giant vesicles combined with the amplification of encapsulated DNA. *Nature Chemistry*. 4(10): 775-781.
- [Linsky, 2007](#) – Linsky, J.L. (2007). D/H and Nearby Interstellar Cloud Structures /Ed. J.I. Linsky. *Space Science Reviews, NY: Springer Science, Business Media*. 130: 1-367.
- [Mathews, Moser, 1968](#) – Mathews, C.N., Moser, R. (1968). Peptide Synthesis from Hydrogen-cyanide and Water. *Nature*. 215: 1230-1234.
- [Miller, 1953](#) – Miller, S.L. (1953). A Production of Amino Acids Under Possible Primitive Earth Conditions. *Science*. 117(3046): 528-529.
- [Mosin, Ignatov, 2015](#) – Mosin, O.V., Ignatov, I. (2015). Heavy Water as Medium for the Life of Organisms. *Journal of Health, Medicine and Nursing*. 9: 72-110.
- [Mulkidjanian, Galperin, 2009](#) – Mulkidjanian, A.Y., Galperin, M.Y. (2009). On the Origin of Life in the Zinc World. Validation of the Hypothesis on the Photosynthesizing Zinc Sulfide Edifices as Cradles of Life on Earth. *Biology Direct*. 4: 26-28.
- [Nakashima, 1987](#) – Nakashima, T. (1987). Metabolism of Proteinoid Microspheres. Ed. T. Nakashima. *Origins of Life and Evolution of Biospheres*. 20(3-4): 269-277.
- [Nikolis, Prigozhin, 1979](#) – Nikolis, P., Prigozhin, I. (1979). Self-Organization in Non-equilibrium Systems. *Moscow: Mir*. 1-512.
- [Pons et al., 2011](#) – Pons, M.L., Quitte G., Fujii, T. et al. (2011). Early Archean Serpentine mud Volcanoes at Isua, Greenland, as a Niche for Early Life. *Proc. Natl. Acad. Sci. U.S.*, 108: 17639-17643.
- [Schirber, 2010](#) – Schirber, M. (2010). First Fossil-makers in Hot water, *Astrobiology magazine*.
- [Sugawara, 2011](#) – Sugawara, T. (2011). Self-reproduction of Supramolecular Giant Vesicles Combined with the Amplification of Encapsulated DNA. *Nature Chemistry*. 1127: 775-780.
- [Szostak, 2011](#) – Szostak, J.W. (2011). An Optimal Degree of Physical and Chemical Heterogeneity for the Origin of Life? *Philos. Trans. Royal Soc. Lond. Biol. Sci.* 366(1580): 2894-901.
- [Trevors, Pollack, 2005](#) – Trevors, J.I., Pollack, G.H. (2005). Hypothesis: Origin of life in Hydrogel Environment. *Progress in Biophysics and Molecular Biology*. 89(1): 1-8.
- [Vassileva et al., 2019](#) – Vassileva, P., Voykova, D., Ignatov, I., Karadzhov, S., Gluhchev, S., Ivanov, N., Mehandjiev, D. (2019). Results from the Research of Water Catholyte with Nascent (Atomic) Hydrogen. *Journal of Medicine, Physiology and Biophysics*. 52: 7-11.