



CHANGING LITERACY OF NTFPS COLLECTORS IN AKKALKUWA TAHSIL, NANDURBAR DISTRICT

Padvi A. T.¹, Ph. D. & Nile U. V.², Ph. D.

¹Waghire College of Arts, Commerce and Science Saswad, Tal. Purandar District Pune
(MS) 412307.

²PSGVPM's Arts, Science and Commerce, College Shahada, District Nandurbar (MS).

Abstract

Education is a fundamental human right and the foundation for lifelong learning. It is fully essential to social and human development in its ability to transform lives. The definition of literate and literacy is "A person age 7 years and above whom can both read and write with understanding in any language is taken as literate". "Literacy could also have been achieved through adult literacy classes or through any non-formal education system". (Census of India). Akkalkuwa tahsil in Nandurbar district is mostly scheduled tribe population lives about 85 percent of the total population. It's living in and around the Satpura forest area which depends on the natural resources. They use several plants to their basic needs of their art of living. Among the plants used unripe mango, mahua, chiranji, hirada, behda, rosha grass, etc. non-timber forest products collections, processes, storage and selling. In this area, the literacy was lower than the tahsil and district average. Wide variations of Male-female literacy rate among the study area. It is found that female literacy rate is lower than that of male population among scheduled tribe due to the majority of woman engaged in agricultural and NTFPs collections, processes, storage etc. activities, lack of awareness of education and less educational & other basic facilities are not available.

Keywords: Educational attainment, Literacy, literacy rate, tribal, NTFPs.



[Scholarly Research Journal's](http://www.srjis.com) is licensed Based on a work at www.srjis.com

Introduction:

Literacy is a fundamental human right and the foundation for lifelong learning. It is fully essential to social and human development in its ability to transform lives. For individuals, families, and societies alike, it is an instrument of empowerment to improve one's health, one's income, and one's relationship with the world. The uses of literacy for the exchange of knowledge are constantly evolving, along with advance in technology. As per census of India (2001), "A person age 7 years and above who can both read and write with understanding in any language is taken as literate". "Literacy could also have been achieved through adult literacy classes or through any non-formal education system.

In Akkalkuwa tahsil about 85 percent of the total population belonging from scheduled tribe. The tribes like Bhil, Pawra, Tadvi Bhil and Dhanka Tadvi etc. living in and





around the Satpura forest area which depends on the natural resources. They use several plants to their basic needs of their art of living. Among the plants used unripe mango, mahua, chiranji, hirada, behda, rosha grass, etc. non-timber forest products collections, processes, storage and selling. The literacy rate of the district as per census 2011 64.38%, 72.17% male and 56.47% female and tahsil Akkalkuwa literacy rate was 62.83%, 70.37% male and 54.64 % female. The present study is focused on changing literacy of Non Timber Forest Products (NTFPs) collectors, and also studies the levels of education, and variation of literacy rate by sex, and to find out the problems of the education faced by tribals in the study region.

Study Area:

The Nandurbar district extends between 21° 0' to 22°03' north latitudes and 73°33' east to 74°32' east Longitudes. The Nandurbar district lies in the North Western part of Maharashtra. Nandurbar district with geographical area of 5955 Sq.km. has an amorphous shape. The district is bounded to the South and South-east by Dhule district, to the west and north is the state of Gujrat, to the north and north-east is the state of Madhya Pradesh.

Akkalkuwa Tahsil extended 21°30'45'' north to 21°54'30'' north latitudes and 74°47'15'' east to 74°7'30'' east longitude. Akkalkuwa tahsil lies in the north western part of Nandurbar district as well as Maharashtra state and geographical area of 868.74 Sq.km. The tahsil bounded to the north and west, south-west and south by the Gujrat state, and east is the Akrani and Taloda tahsil. The most of this region is covered by Satpura mountain ranges, and between Narmada valley in the north and Tapi valley in the south.

Objectives:

-  To study spatial pattern of NTFPs collector's literacy.
-  To analyze the decadal changes in their literacy.
-  To find out the factors affecting on tribal literacy.
-  To find out the impact of literacy on NTFPs collectors.

Data Base and Methodology:

The present study is based on both primary and secondary data. The primary data is collected through questionnaires, Observations and personal discussions with villagers of dominant NTFPs collectors, the researcher have been conduct the intensive fieldwork. Out 94 villages of Satpura Mountain area in Akkalkuwa tahsil 12 villages are selected as sample villages by random sampling method. Near about 318 households were selected as sample household engaged in NTFPs activities. It has helped us to better understand the literacy rate,

levels of education, variation in male-female literacy and its impact on NTFPs collectors. The secondary data is collected through the unpublished record of the government and various publications such as toposheets, district census handbook of Nandurbar and Dhule district 1991, 2001, and 2011 etc. MS-Excel was applied to process, analyze and represent this data and use of various cartographic techniques.

Discussion:

i) Trends of Literacy in Sample Villages, 1991 to 2011:

Table No. 1 Literacy in Sample Villages (1991-2011).										
Sr. No.	Name of sample Villages	Literacy in Percent								
		1991			2001			2011		
		Person	Male	Female	Person	Male	Female	Person	Male	Female
1	Wadibar	12.45	17.61	6.87	48.75	85	48.67	57.96	64.95	51.10
2	Jangthi	7.92	12.72	3.16	15.66	25.17	5.63	49.25	55.93	41.67
3	Polaskhobra	8.61	12.20	4.35	17.31	21.88	12.88	52.73	60.10	44.51
4	Kewdi	10.56	15.34	5.66	16.40	20.07	12.77	53.49	56.26	50.49
5	Kuwa	0.60	1.16	0.00	25.10	36.94	13.79	57.75	66.78	48.70
6	Dahel	2.06	4.62	1.30	14.56	19.21	10.08	42.43	47.39	37.93
7	Dab	14.92	21.04	8.10	24.51	28.69	20.49	55.33	60.37	50.48
8	Bagda	4.57	9.00	0.33	10.44	15.56	6.00	45.77	54.51	37.10
9	Veri	6.07	8.41	3.68	26.45	33.05	20.32	58.21	63.53	52.80
10	Bardi	32.62	43.87	19.15	39.69	49.25	29.59	59.85	64.98	54.75
11	Barisurgas	6.02	11.28	0.75	23.31	31.10	17.07	75.95	79.92	72.36
12	Nandwane BK	0.88	1.85	0.00	49.68	56.47	41.67	77.34	80.65	74.24
	Akkalkuwa Tahsil	25.65	34.20	16.90	44.90	55.30	34.00	62.83	70.37	54.64
	Nandurbar District Total	34.88	46.13	23.41	55.80	66.20	45.20	64.38	72.17	56.47

Source: District Census Handbook, Dhule 1991 and Nandurbar District 2001 and 2011.

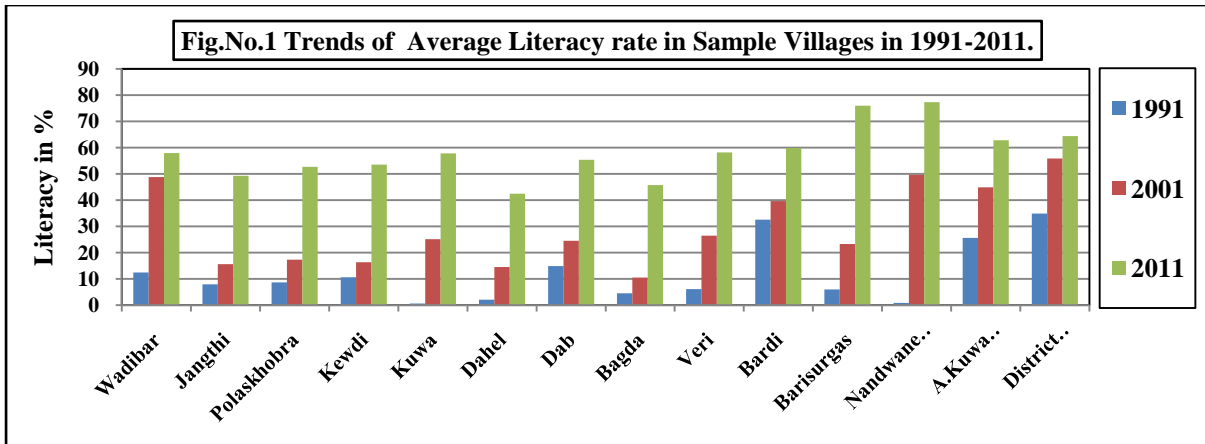


Table and fig. no.1 clearly shows that changing trends of literacy in the study region, the percentage of literacy was also calculated for the period of 1991 to 2011. The average literacy for the district and tahsil was 34.88 and 25.65 percent for the 1991, being the highest for the Bardi (32.62%), while the lowest was for Nandwane Bk. (0.88%) village. There is only one Bardi village that shows higher ratio of literates than the tahsil average. The remaining 11 villages represent low proportion of literacy than the district average in the year 1991.

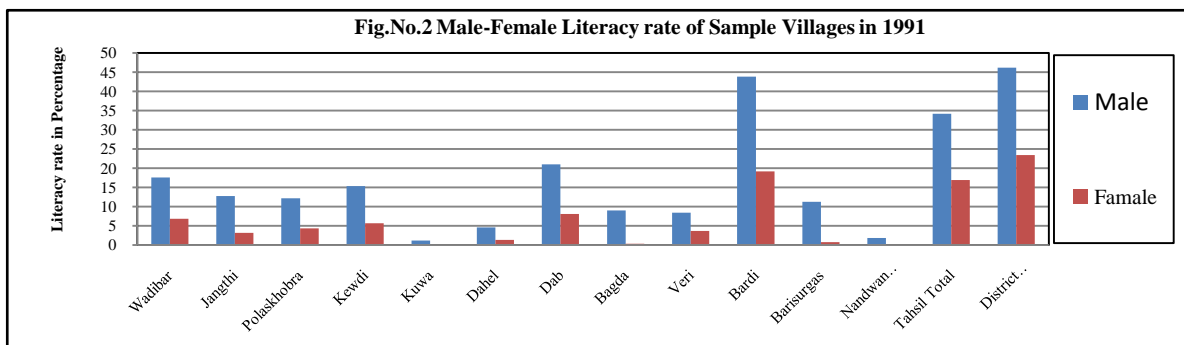
According to 2001 census data the total literacy of the district and tahsil was 55.80 and 44.90 percent. In Nandwane Bk. Village found highest literacy (49.68%) while the lowest was recorded in Bagda village (10.44%). In this year, there were only two villages namely Nandwane Bk. Comparatively Wadibar village was recorded high literacy than the tahsil, while rest of the sample villages represented much lower ratio of literates than the tahsil as well as district.

In the most recent decade of 2011, due to social awareness among the people, increasing the educational facilities in study area, remarkable improvement of literates were recorded. For the district and tahsil average was observed 64.38 & 62.83 percent, being the highest against Nandwane Bk. 77.34 percent, while lowest for the Dahel village (42.43%). In the Nanwane Bk. and Barisurgas villages had higher percentage than the district and tahsil average, while remaining villages represented lower percentage of literates below the district average.

ii) Male-Female Literacy in 1991:

In Indian society, it is the male literacy, which is generally higher than the female literacy both in rural and urban areas. There are wide male-female variations in the study area's literacy not only in Nandurbar district but in other parts of the country also. At present,

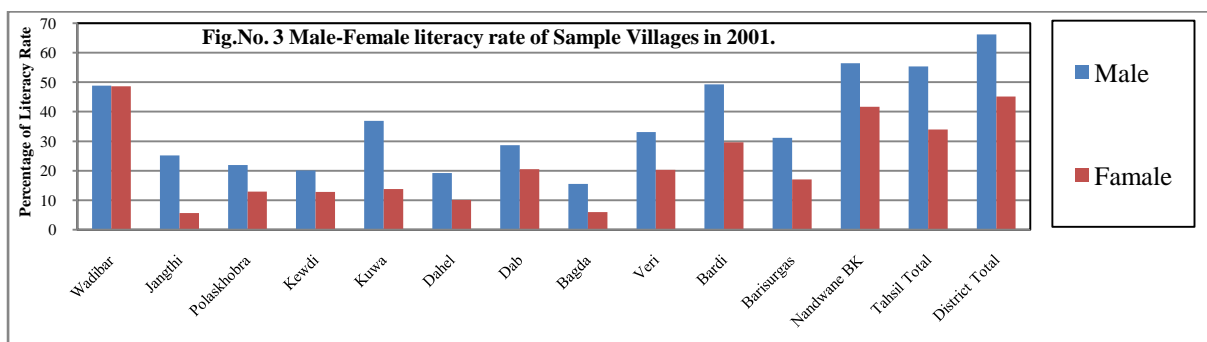
we are focusing on the variation in 1991. Table No.1 and fig. No.2 shows that the female literacy (23.41%) was much less than the male literacy (46.13%) among the district and (16.90% female & 34.20%) tahsil. The difference between them was 22.72 % and 17.3 % percent point in the district and tahsil. Male literacy ranges from a minimum of 1.16 percent in Kuwa village to a maximum of 43.87 percent in Bardi village in study area. There are only bardi village where the male literacy was more than the tahsil average and remaining all villages the literacy was less. It is found that there were Dahel (4.62%), Nandwane Bk.



(1.85%), Veri (8.41%) and Bagda (9 %) villeges, where the male literacy was very low (less than 10%).

In case of female, the literacy rate was very low, it varies from a zero percent in Nandwane Bk. and Kuwa villages to a maximum of 19.15 % in Bardi village of the study area. Out of the 12 sample villages only in Bardi village, the female literacy was above of the tahsil average. Remaining all the villages are below the tahsil average literacy in study area.

iii) Male-Female Literacy in 2001:

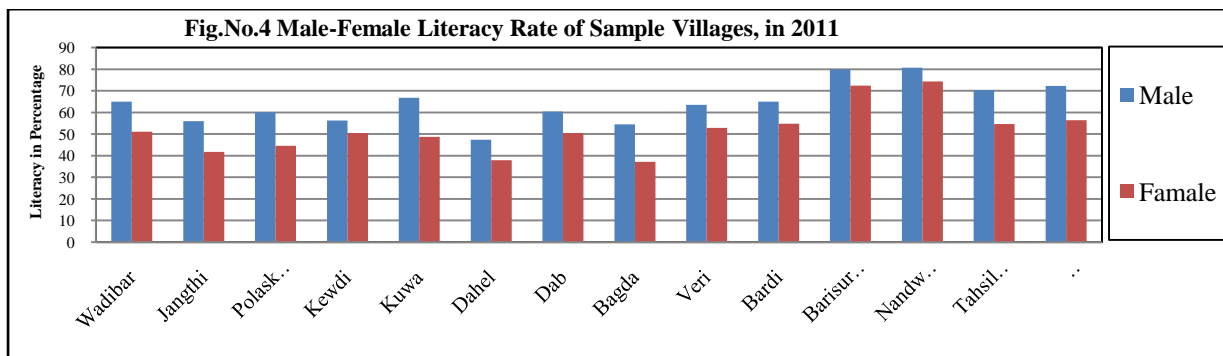


In the year 2001, table No. 1 Fig.No.3 shows that the male and female literacy rate was increased in the decade of 1991-2001. In the female literacy rate (55.20 % &34%) was less than the male literacy (66.20% & 45.20%) among the district and tahsil average. The difference between them was 21 % and 21.3 % percent point in the district and tahsil. In case of female, literacy rate varies from a minimum of 10.8 percent in Dahel village and a maximum of 48.67 percent in Wadibar village, it is higher than the district and tahsil average.

Copyright © 2017, Scholarly Research Journal for Interdisciplinary Studies

The remaining sample villages have the lower literacy rate of the study area. In case of male literacy rate varies from 56.47 percent in Nandwane Bk. Village, it is above the tahsil average to a minimum of 19.21 percent in Dahel village of the study area. The remaining most of the villages found low literacy rate it is Shown the table No.1 and fig.No.4.

iv) Male-Female Literacy in 2011:



The overall literacy among the sample villages in the district of Nandurbar has progressed from 34.88% in 1991 to 64.34% in 2011, and also in the tahsil Akkalkuwa has 25.65% and 62.85 %. Similarly, the male-female literacy rates of the district also increased, for instance, for males it was 46.13 % in 1991 and increased to 72.17 % in 2011, and for female it was 23.41 % and 56.47% respectively. These figures point out that female have progressed at faster rate and consequently the male- female variation has been slashed from 22.72% point percent in 1991 to 15.70 % point percent of district average in 2011, and 17.3 % to 15.7% point percent of tahsil respectively. This overall picture shows the variation has gone down. For the year 2011, due to improvement in educational facilities, there have been substantial increase in most of the villages of the as the percentage of male literacy became as high as more than 47 % for the study area. This impressive increase in male literacy was the highest against for the Nandwane Bk. (80.65%), while the lowest literacy was Dahel (47.39%). There are only two villages' viz. Nandwane Bk. and Barisurgas villages have been higher than the district and tahsil average. The remaining villages have been lower literacy rate than the district and tahsil average.

The most recent decade of 2011, has shown tremendous improvement in percentage of female literates. This improvement increased in female literacy. It was the highest in Nandwane Bk. (74. 24%), while the lowest literacy was Bagda (37.10%). There are only two villages against Nandwane Bk., and the Barisurgas female literacy was higher than the district and tahsil average, and remaining villages have lower literacy rate than the average.

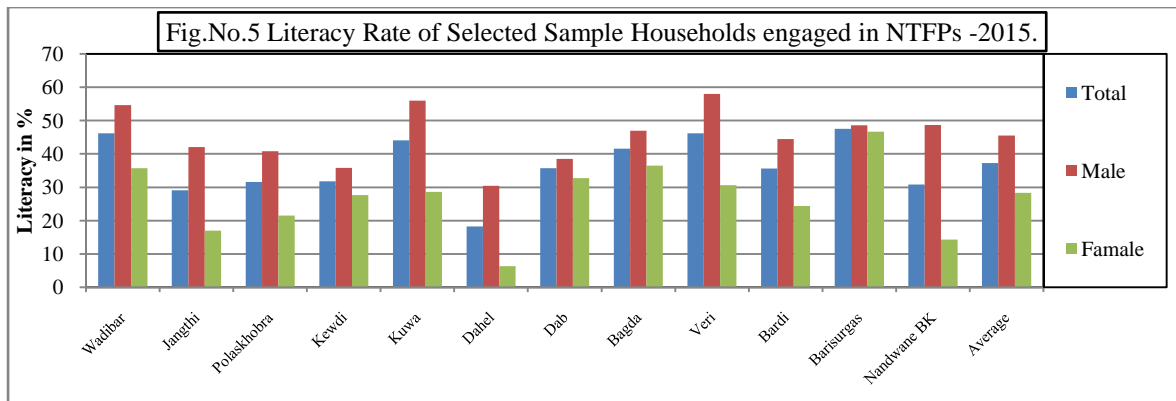
According to observations of researcher due to social awareness among the tribal people, in all the sample villages have continuously increasing the rate of literates. It is the impact of primary education facilities are being made compulsory by the Government. The Tribal Development Corporation, Govt. of Maharashtra opened more Ashram schools in the study area, in fact that the improvement of the percentage of literates.

v) **Literacy rate of selected sample household engaged in NTFPs -2015.**

Mostly the selected sample villages, entirely, very remote area of the NTFPs related tribal population. With the help of household questionnaire the researcher try to understand the literacy rate, male-female literates and its impact on NTFPs collections, processes, selling and marketing, storage etc.

Sr. No.	Name of sample Villages	Literate Population						Illiterate Population					
		Total		Male		Female		Total		Male		Female	
		No.	%	No.	%	No.	%	No.	%	No.	%	No.	%
1	Wadibar	72	46.15	47	54.65	25	35.7	84	53.8	39	45.3	45	64.2
2	Jangthi	53	29.12	37	42.05	16	17.02	13	72.5	54	61.3	78	82.9
3	Polaskhobra	43	31.62	29	40.8	14	21.5	93	68.3	42	59.1	51	78.4
4	Kewdi	60	31.75	34	35.7	26	27.6	12	68.2	9	64.2	68	72.3
5	Kuwa	78	44.07	56	56.0	22	28.5	10	57.0	6	46.0	55	71.4
6	Dahel	17	18.28	14	30.4	3	6.38	76	81.7	2	69.5	44	93.6
7	Dab	81	35.68	45	38.4	36	32.7	14	64.3	6	61.5	74	67.2
8	Bagda	69	41.57	38	46.9	31	36.4	97	58.4	3	53.0	54	63.5
9	Veri	66	46.15	47	58.02	19	30.6	77	53.8	5	41.9	43	69.3
10	Bardi	63	35.59	44	44.4	19	24.3	11	64.4	4	55.5	59	75.6
11	Barisurgas	76	47.50	34	48.5	42	46.67	81	50.6	3	47.1	48	53.3
12	Nandwane BK	25	30.86	19	48.7	6	14.2	56	69.1	4	51.2	36	85.7
	Average	70	37.23	44	45.5	25	28.3	11	62.7	53	54.4	65	71.6
		3	2	4	4	9	4	86	8	1	6	5	6

Source: Fieldwork, 2015.



The table shows the (Table No. 2 & Fig. No.5) NTFPs related tribal population literacy was 37.72 percent at sample villages as per researcher's collected data surveyed in 2015, which was lower than the average literacy of the same segment at tahsil level, (62.83%) and of the Nandurbar district (64.38%) as per 2011 census of India. The lowest literacy was 18.28 percent in Dahel village and the highest 47.50% in Barisurgas village. The difference between maximum and minimum literacy rate was 29.22 percentage points. There are four villages, namely Dahel, Kewadi, Polaskhobra and Jangthi have been identified with very low literacy than the average literacy rate. All these villages are located in very remote area, and are far away from the district and tahsil headquarters. The remaining villages have higher literacy rate than the average. Beside that up to 90 percent villagers are engaged in **NTFPs** activities.

Table no.2 reveals that the female literacy (28.34%) was very much less than the male literacy (45.54%) among the NTFPs related population. The difference between them was 17.2 percentage points in the area under the study as per our survey conducted during 2015. Male literacy ranges from a minimum of 30.43 % in Dahel village to a maximum of 58.02 % in Veri village. There are six villages where the male literacy was less than the average (45.54%) of the study area. It is found that there were two villages viz. Dahel (30.43%) and Kewadi (35.79%), where the literacy rate was very low.

In case of female, the literacy rate was very low; it varies from 6.38 percent in Dahel village to 46.67 percent in Barisurgas village. There is a very large variation is found it 40.29 percent it is about six times. Nearly 6 villages of out of the 12 sample villages, the female literacy was below the average (28.34%) of the study area.

Conclusion and Suggestions:

The overall literacy among the sample villages comparatively very low but in the district has been progressed from 34.88 % in 1991 to 64.34 % in 2011, and also in the tahsil

Akkalkuwa has 25.65% to 62.85%. Similarly, the male-female literacy rate of the district also increases, for male was 46.13% to 72.17%, and for female it was 23.41% to 56.47% respectively. It means that the male-female variation has been slashed from 22.72 percent in 1991 to 15.70 percent of district average, and 17.3 percent to 15.7 percent in 2011 tahsil respectively. This overall picture shows the variation has gone down.

As per fieldwork, literacy of the sample villages was 37.72% percent, which was lower than the average literacy of the tahsil and for the district. The lowest literacy was 18.28 percent in Dahel and the highest 47.50% in Barisurgas according to findings, those villages are located in very remote area, its literacy rate is very low, like Dahel (18.28%), Jangthi (29.72%), Polaskhobra (31.62%) and Kewadi 31.75%). The female literacy 31.34 % was very much less than the male literacy (45.54%) among the sample villages. The female literacy rate varies from a 6.28 % in Dahel to 46.67% in Barisurgas.

It is found that educationally the tribal population still lagging much behind development of tribal area. Due to remoteness, inaccessibility, language barrier lack of proper guidance and pathetic economic situation literacy rate is very low. It needs to address their educational problems seriously. It has been observed that the females and the children are engaged in the NTFPs activities; hence they are deprived from availing the education facilities. They could not get the handsome of profit from NTFPs due to illiteracy.

It is suggested that the tribal areas in the study region should be providing with transport and communication, good roads, electrification, open new schools with the provision of boarding and lodging, books, uniforms and school teachers trained from them and they can diffuse to others the importance and benefits of education. Priority order will help to minimize the variation in male-female literacy among the study area. It is essential to increase awareness about importance of education to tribal peoples, through the social organizations and NGO's.

References:

- Aparajita Chattopadhyay & Vijaya Durdhawale. Primary Schooling in a Tribal District of Maharashtra: Some policy relevance, Journal of Education Administration and Policy Studies, Issue No.5, Vol.1, pp 70-78, Sep.2009.*
- Bhavsar Sandip & Uttam Nile. Changing Tribal Literacy in Dhule District, National Journal of Geography, Maharashtra Bhugolshastra Sanshodhan Patrika, Issue No. 2, Vol. XXIX, pp 91-94, Dec.2013.*
- Census of India, District Census Handbook Dhule. 1991.*

Census of India, District Census Handbook Nandurbar. 2001 and 2011.

D.D. Gaikwad & A.H.Nanaware. Micro Level Analysis of Rural Literacy in Sangali District, National Journal of Geography, Maharashtra Bhugolshastra Sanshodhan Patrika, Issue No. 1, Vol. XXIX, pp 66-71, June 2012.

L. P. Sandanshiv. Regional Analysis of Male-female Differentials In Literacy In Western Satpura Region, India., International Multidisciplinary Research Journal, Issue No.11, Vol.3, pp 1-3 Dec.2013.

M.M. Saindane. A Geographical Analysis of the Sex Disparity of Literacy in Scheduled Tribe Community of Nandurbar District, International Multidisciplinary Research Journal Golden Research Thoughts, Issue No. 10, Vol. 4, pp 1-5, April 2015.

Ratnaprabha Jadhav. Geographical Analysis of Shirur tahsil's Literacy, Pune District, Ms., GJRA - Global Journal for Research Analysis, Issue No. 4, Vol. 4, pp 1.3 April 2015.