



ISSN: 0067-2904

Synthesis and Characterization of Indazol-3-one and Thioxo Pyrimidines Derivatives from Mono and Twin Chalcones

Thaer Saleh Ghali*, Jumbad Hermiz Tomma

Department of Chemistry, College of Education for Pure Science (Ibn Al-Haitham), University of Baghdad, Baghdad, Iraq.

Abstract

This work involved synthesis and characterization of new mono and twin fused pyrazolone(indazol-3-one) (IV)_{a-d} and thioxo pyrimidine (III)_{a-d} derivatives from Chalcones (mono(I)_{a,b} and twin(I)_{c,d}) . The synthesis of mono chalcones (I)_{a,b} includes the reaction of (p-methoxy or p- methyl) benzaldehyde with 4-amino acetophenone while the twin acetophenone with p- methoxy benzaldehyde to produce twin chalcones (I)_{c,d} , then converted it by Robinson annulations reaction to form the corresponding derivatives (II)_{a-d} afterward reflux the cyclohexenones with hydrazine and some drops of GAA lead to form indazole derivatives (IV)_{a-d} . Pyrimidines were synthesized via the reaction of chalcones with thiourea in NaOH and 80% ethanol. All these compounds are characterized by FT-IR spectroscopy and some of them by ¹HNMR spectroscopy.

keywords: Chalcones , Heterocyclic , cyclohexenone , pyrimidine , indazole .

تحضير و تشخيص مشتقات اندازول-3-اون و ثايواوكسوبيريميدين من الجالكونات الاحادية و الثنائية

ثائر صالح غالي* ، جمبد هرمز توما

قسم الكيمياء، كلية التربية للعلوم الصرفة (ابن الهيثم)، جامعة بغداد ، بغداد، العراق .

الخلاصة

تضمن البحث تحضير و تشخيص مركبات الثايواوكسوبيريميدين و الاندازول-3-اون الاحادية والثنائية الجديدة والمحضرة من الجالكونات الاحادية و الثنائية و ذلك من تفاعل بارا- امينواسيتوفينون مع بارا- ميثوكسي او بارا - ميثيل بنزالديهايد لتحضير الجالكونات الاحادية (I)_{a,b} . كما تفاعل الاسيتوفينون الثنائي مع بارا- ميثوكسي بنزالديهايد لتحضير الجالكونات الثنائية (I)_{c,d} ثم تحول الجالكونات عبر تفاعل تخليق روبنسون لمشتقات السايكلوهكسينون المقابلة. وبعد ذلك تتفاعل مشتقات السايكلوهكسينون مع الهيدرازين المائي (99%) بوجود حامض الخليك الثلجي للحصول على مشتقات الاندازول-3-اون . اما الثايواوكسوبيريميدينات فحضرت من تفاعل الجالكونات مع الثايويوريا المذابة في محلول هيدروكسيد الصوديوم الكحولي 80% ، جميع المركبات المحضرة شُخصت بمطيافية الأشعة تحت الحمراء وبعض منها بمطيافية الرنين النووي المغناطيسي للبروتون .

Introduction

Chalcones are α , β - unsaturated ketones [1]. Chalcones were synthesized by many workers [2-5]. These flexible molecules appear in various conformations and their properties depend on a suitable ring substitution as well as on the presence of the α - β unsaturated ketone moiety[6]. Chalcones and

*Email: Thaer1881@gmail.com

the corresponding heterocyclic analogs are valuable intermediates in organic synthesis [7]. The other importance of these compounds is their high photosensitivity [8] and thermal stability [9]

which are used in developing various crystalline electro-optical devices [10]. An important feature of chalcones is their ability to act as an intermediate in the synthesis of biologically active heterocyclic compounds such as, isooxazole, pyrazole and pyrimidine [11-16]. The indazole ring is a heterocyclic unit containing two nitrogen atoms and can be functionalized with high selectivity at different positions, the indazole nucleus is present in naturally occurring alkaloids [15]. The indazole moiety has a great interest in the biological field, including antiviral [17], anticancer [18] and antihypertensive [19]. Many workers used cyclohexenones as intermediates and starting materials for synthesis of indazoles [20-22]. Al-Bogami [23] reported synthesis and antibacterial activity of new indazole derivatives. Pyrimidine derivatives used in drug design, the pyrimidine ring is also found in vitamin B, thiamine, riboflavin and folic acid [11]. Narwal et al. [24] synthesized some pyrimidine derivatives by reaction of chalcones with different reagents to produce different derivatives of pyrimidine.

The aim of the work is synthesis of pyrazolone derivatives fused with cyclohexenone and thioxo pyrimidine mono and twin via chalcones as intermediates

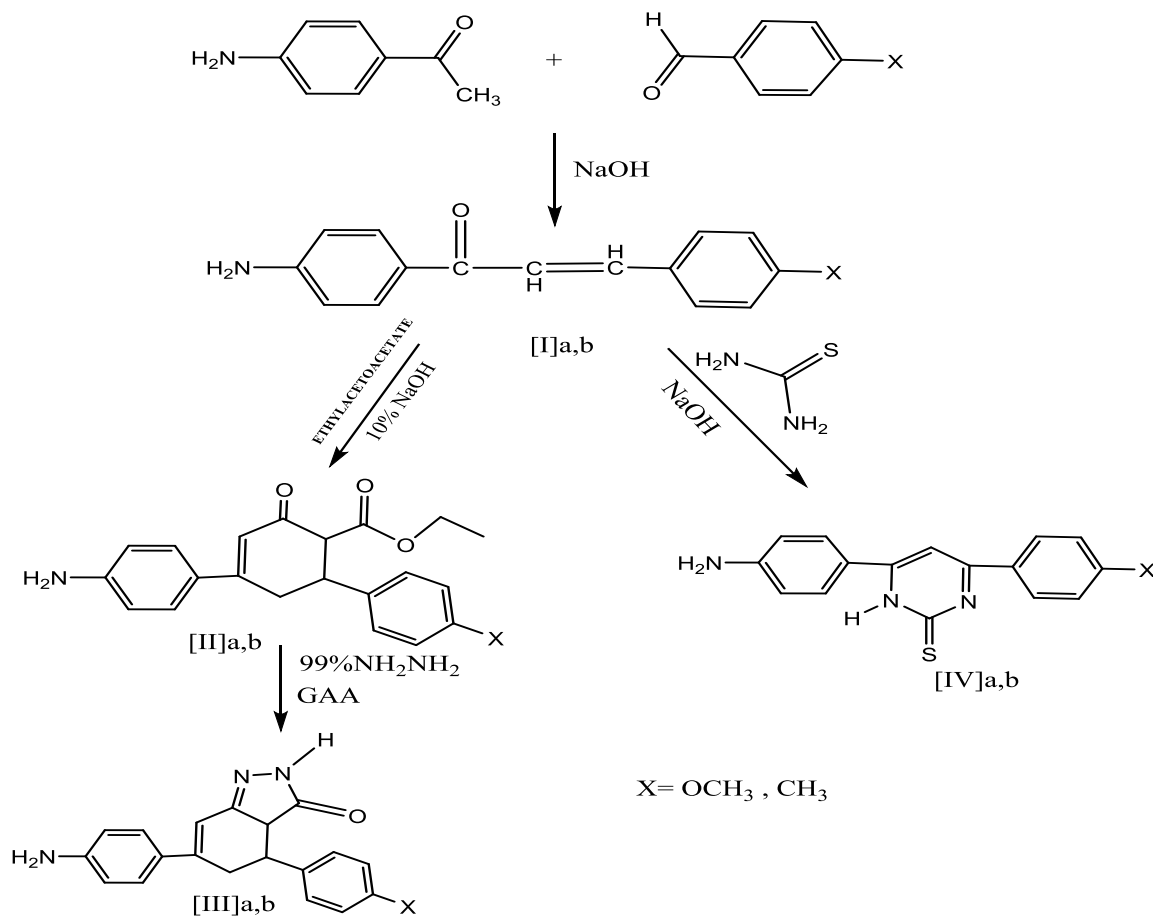
Experimental

Materials

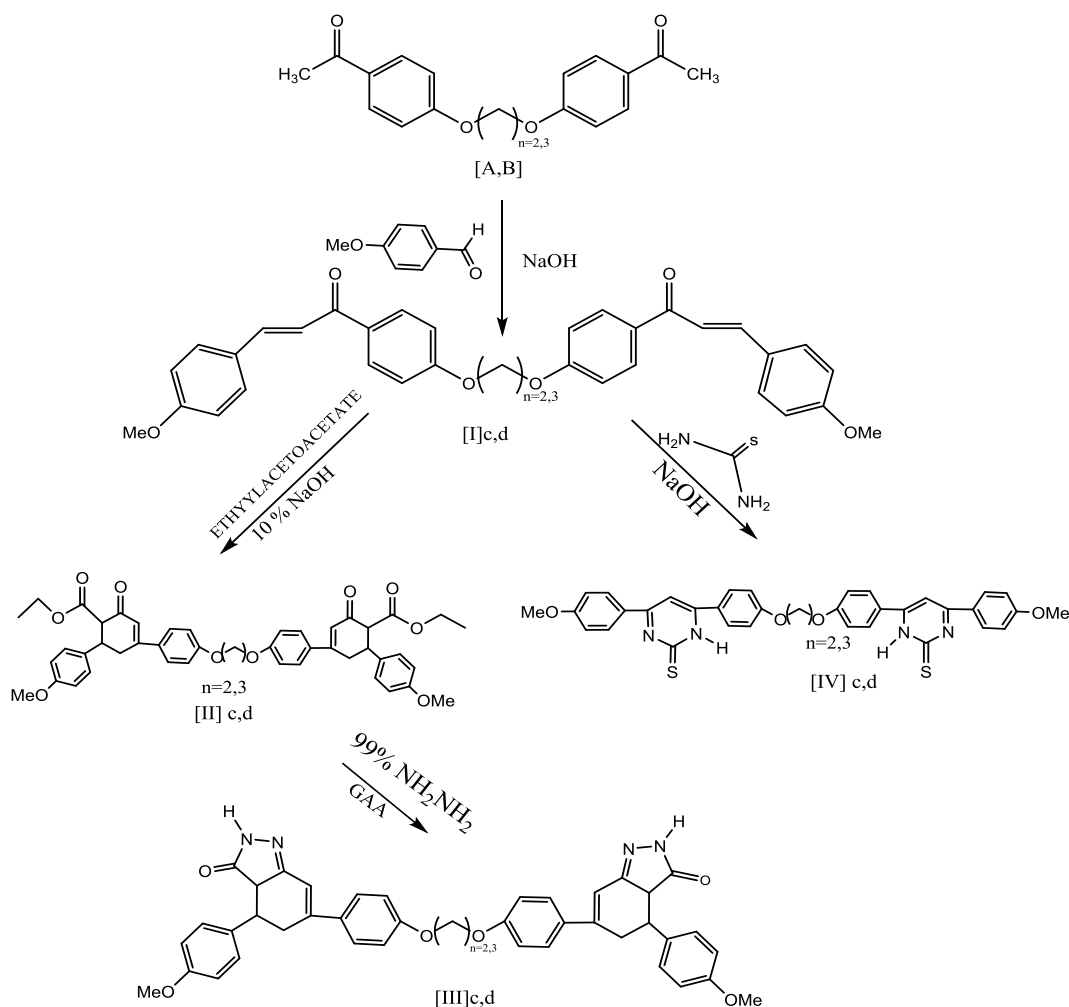
All chemicals were supplied from BDH, Himedia, sigma and Aldrich chemicals co. and used as received.

Instruments: FT-IR spectra were recorded using potassium bromide disc on a Shimadzu (IR prestige-21) FTIR spectrophotometer. ¹H-NMR spectra were obtained with Bruker spectrophotometer model ultra shield at 400 MHz using tetramethylsilane (TMS) as internal standard and DMSO-d₆ as solvent. Uncorrected melting points were determined by using Hot-Stage Gallen Kamp melting point apparatus. Thin layer chromatography (TLC) was carried out on aluminum sheets.

The synthesis routes of new compounds were outlined in schemes 1 and 2.



Scheme 1



Scheme 2

Synthesis of 1, 2-bis [4-oxoacetophenone] ethane (A) and 1,3-bis [4-oxoacetophenone] propane(B).

These compounds were prepared according to the procedure hat described by Ayyash et al. [25].

General method for synthesis of Chalcones (I)_{a-d}. [26]

Equimolar quantities of 4-amino acetophenone (0.01 mol, 1.35g) and 4-substituted benzaldehyde (0.01 mol) were dissolved in minimum amount of alcohol. Sodium hydroxide solution 40% (0.02 mol, 0.78g in 1.95 mL) was added slowly then cooled the mixture. The mixture was poured slowly onto 200 mL of ice water with constant stirring and kept in refrigerator for 24 h. The precipitate obtained was filtered, washed and recrystallized from ethanol and from synthesis twin chalcones [I]c,d using twice moles from 4-methoxy benzaldehyde(0.02mol) and amount of NaOH. TLC (40:60) (ethyl acetate/n-hexane).

Compounds (I)_a and (I)_b Preparation by workers Suwito et al. [27] and Gan et al. [28] respectively .

Synthesis of 1,1'-((ethane-1,2-diylbis(oxy))bis(4,1-phenylene))bis(3-(4-methoxy phenyl) prop-2-en-1-one)(I)_c. White powder ; yield (93 %) ; mp: 178-180 °C ; FT-IR(ν cm^{-1}): 3072 ν (CH_{aromatic}), 2931, 2837 ν (CH_{aliphatic}) , 1670 ν (C=O), 1651 ν (CH=CH), 1595 ν (C=C_{aromatic}) , (1249 ν (C-O) .

Synthesis of 1,1'-((propane-1,3-diylbis(oxy))bis(4,1-phenylene))bis(3-(4-prop-2-en-1-one)(I)_a . This compound was prepared according to the procedure described by Insuasty et al. [29]: Yellow powder ; yield (96 %) ; mp: 138-140 °C ; FT-IR(ν cm^{-1}): 3066 ν (CH_{aromatic}), 2964, 2887 ν (CH_{aliphatic}), 1672 ν (C=O), 1654 ν (CH=CH), 1597 ν (C=C_{aromatic}), 1249 ν (C-O) ; ¹HNMR (DMSO-d₆), (δ ppm): 2.28-2.33(quint,2H, CH₂-CH₂-CH₂), 3.88(s,6H,OCH₃), 4.29-4.35(t,4H,OCH₂),7.06-8.21(m,18H,Ar-H).

General method for synthesis of cyclohexenone derivatives (II)_{a-d}. [7]

A mixture of chalcone (3 mmol) and ethyl acetoacetate (0.40 mL, 3 mmol) was refluxed for 2 hrs in 10-15 mL ethanol in presence of 0.5 mL 10% NaOH. The reaction mixture was then poured with good stirring into 200 mL ice-cold water and kept at room temperature until the reaction product separated as a solid, which was filtered off and recrystallized from ethanol. In synthesis twin compounds, twice moles from ethyl acetoacetate and twice amount of 10% NaOH was used. TLC (40:60)(ethyl acetate/n-hexane).

Synthesis of ethyl 4-amino-4'-methoxy-5'-oxo-2',3',4',5'-tetrahydro-[1,1':3',1''-terphenyl]-4'-carboxylate (II)_a. Yellow gummy ; yield (60 %) ; FT-IR(ν cm^{-1}): 3473 –3375 (asym, sym, ν NH_2) , 3030 ν (CH_{aromatic}) , 2950, 2837 ν (CH_{aliphatic}), 1726 ν (C=O_{ester}) , 1654 ν (C=O) , 1633 ν (C=C) , 1598 ν (C=C_{aromatic}) , 1249 ν (C-O_{ether}) , 1220 ν (C-O_{ester}).

Synthesis of ethyl 4-amino-4'-methyl-5'-oxo-2',3',4',5'-tetrahydro-[1,1':3',1''-terphenyl]-4'-carboxylate(II)_b. Yellow gummy ; yield (74 %) ; FT-IR(ν cm^{-1}) :3460- 3371(asym, sym ν NH_2) , 3024 ν (CH_{aromatic}) , 2981, 2893 ν (CH_{aliphatic}), 1728 ν (C=O_{ester}), 1665 ν (C=O) , 1639 ν (C=C) , 1600 ν (C=C_{aromatic}) , 1211 ν (C-O_{ester})

Synthesis of diethyl 4,4'''-(ethane-1,2-diylbis(oxy))bis(4''-methoxy-5'-oxo-2',3',4',5'-tetrahydro-[1,1':3',1''-terphenyl]-4'-carboxylate (II)_c. Pale brown ; yield (80 %) ; mp: 76-78 °C ; FT-IR(ν cm^{-1}): 3041 ν (CH_{aromatic}), 2904, 2835 ν (CH_{aliphatic}) , 1735 ν (C=O_{ester}) , 1654 ν (C=O),1597 ν (C=C),1249 ν (C-O).

Synthesis of diethyl 4,4'''-(propane-1,3-diylbis(oxy))bis(4''-methoxy-5'-oxo-2',3',4',5'-tetrahydro-[1,1':3',1''-terphenyl]-4'-carboxylate(II)_d. Pale brown ; yield (94%); mp: 93-95 °C ; FT-IR(ν cm^{-1}): 3055 ν (CH_{aromatic}), 2937, 2835 ν (CH_{aliphatic}), 1736 ν (C=O_{ester}) ,1654 ν (C=O) , 1598 ν (C=C) , 1251 ν (C-O) . ¹HNMR (DMSO-d₆), (δ ppm): 1.01 (t,3H,CH₂-CH₃), 2.26(quint,2H,CH₂-CH₂-CH₂), 3.04-3.06(t,2H,CO₂CH₂), 3.6-3.61(d,2H,H_c & H_d),3.79(s,6H , OCH₃),3.96-3.98(d,1H,H_a),4.05-4.08(quart,1H,H_b), 4.25- 4.28(t,4H,OCH₂), 6.55(s,1H,C=CH) , 6.94-7.99(m,16 H , Ar-H).

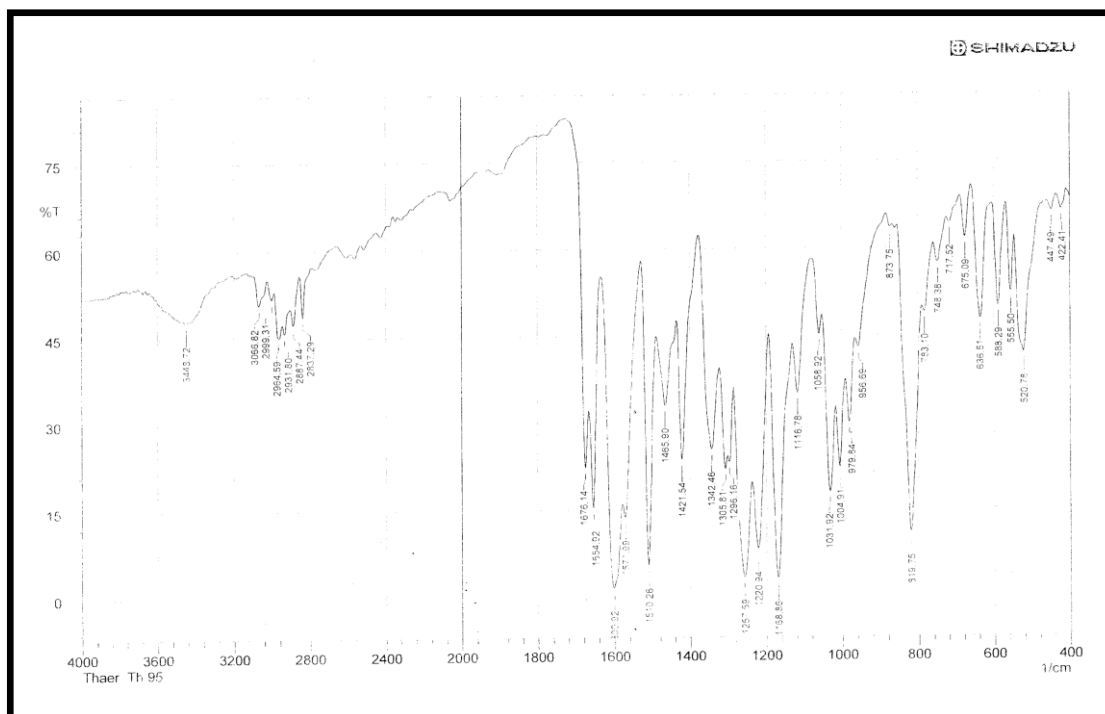
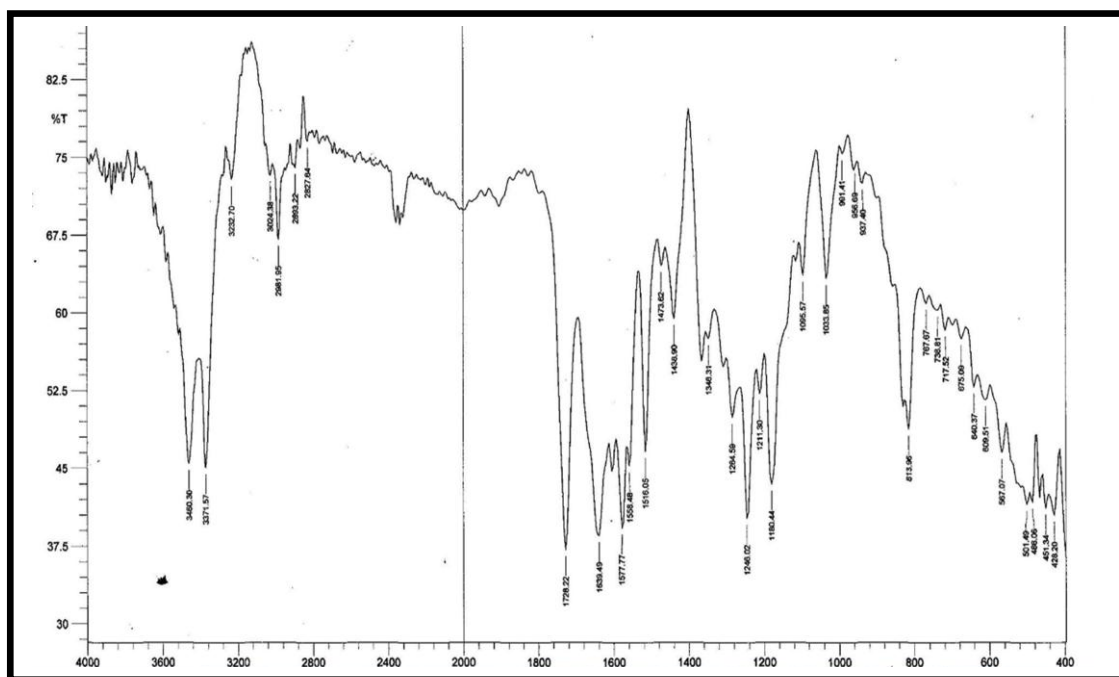
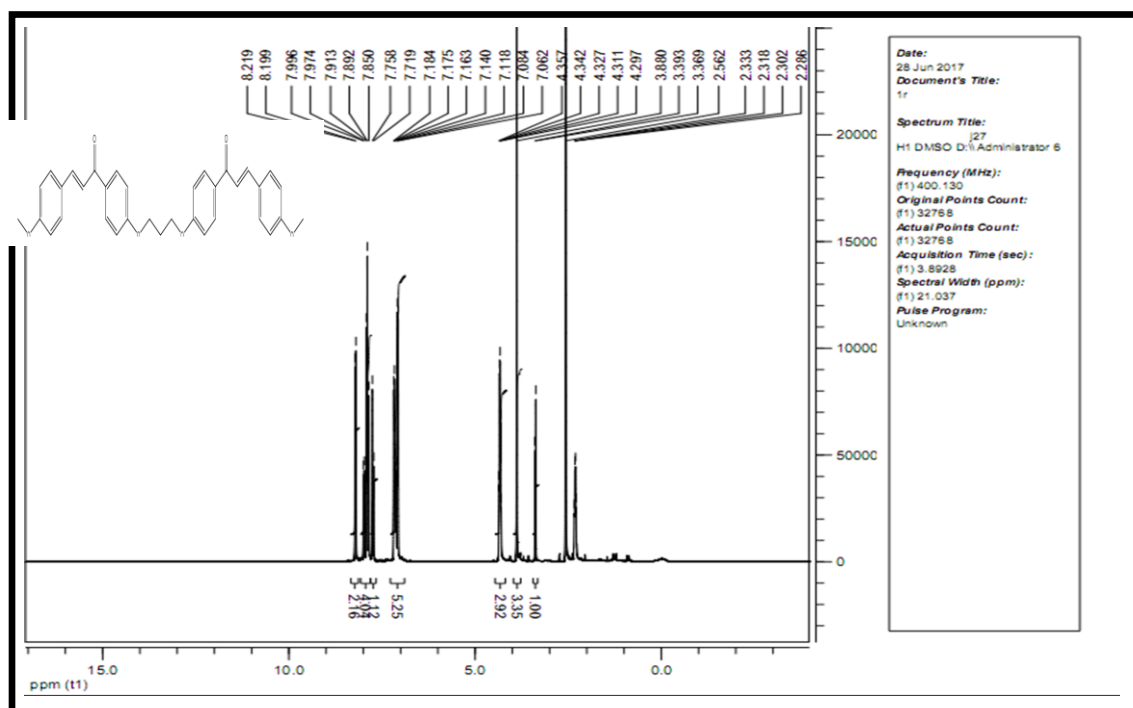


Figure 1- FT-IR spectrum for compound (I)_d .

Figure 2- FT-IR spectrum for compound (II)_bFigure 3- ¹H NMR spectrum of compound (I)_d.

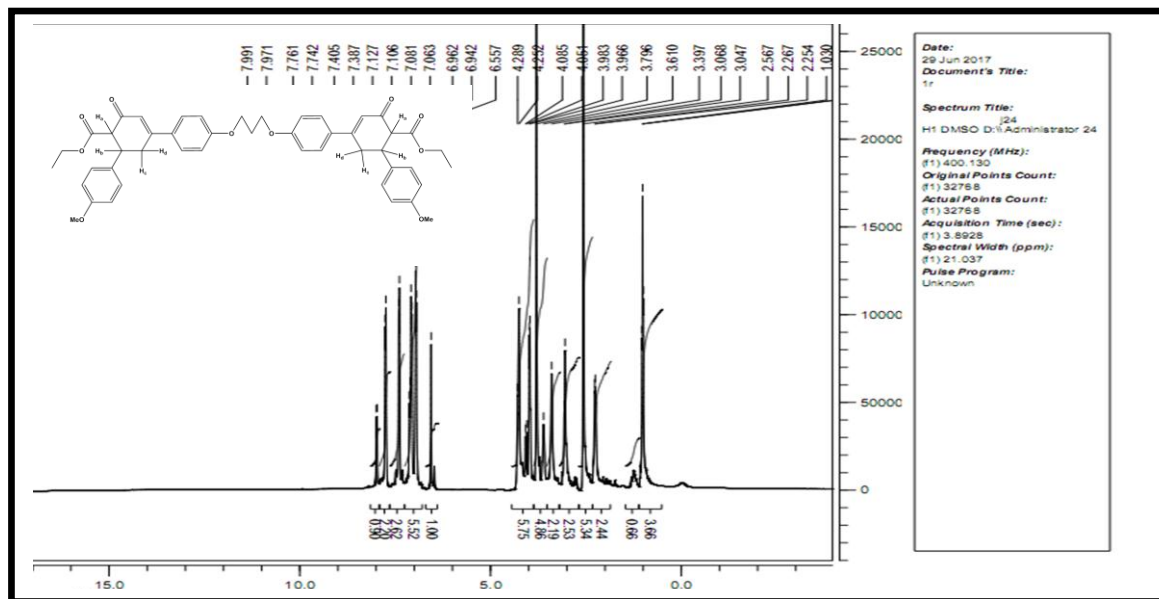


Figure 4 - ¹H NMR spectrum for compound (II)_d .

General method for synthesis of pyrazolone derivatives (III)_{a-d} .[30]

A mixture of the cyclohexenone derivatives (II)_{a-d} (0.1mol) and hydrazine hydrate 99%(5 mL,0.1mol) in absolute ethanol (15 mL) containing glacial acetic acid (0.5 mL) was refluxed for 2hrs . After cooling the solid formed was filtered off , air dried and recrystallized from ethanol. When synthesis twin compounds twice moles from all starting material was used. TLC (40:60)(ethyl acetate/n-hexane).

Synthesis of 6-(4-aminophenyl)-4-(4-methoxyphenyl)-2, 3, 4, 5-tetrahydro-3H-indazol-3-one (III)_a . Red powder ; yield (77 %) ; mp:98-100 °C ; FT-IR(ν cm⁻¹): 3400 - 3226 (asym, sym, ν NH₂,NH), 3047 ν (CH aromatic), 2922, 2856 ν (CH aliphatic), 1695 ν (C=O amide) , 1647 ν (C=N), 1595 ν (C=C),1242 ν (C-O).

Synthesis of 6-(4-aminophenyl)-4-(p-tolyl)-2,3,4,5-tetrahydro-3H-indazol-3-one (III)_b . Orange powder ; yield (94 %) ; mp:100-102 °C ; FT-IR(ν cm⁻¹): 3344 - 3205(asym, sym, ν NH₂,NH) , 3022 ν (CH aromatic), 2918, 2871 ν (CH aliphatic), 1693 ν (C=O amide) , 1664 ν (C=N), 1593 ν (C=C aromatic) , ¹H NMR (DMSO-d₆),(δ ppm): 2.2 (s,3H, CH₃), 2.85(d,2H,H_c&H_d), 2.86-2.88(d,1H,H_a), 3.64-3.66(d,1H,H_b), 5.56(s,2H,NH₂), 6.65(s,1H,C=CH) ,6.75-7.5 (m,8 H , Ar-H),10.70(s,1H, NH).

Synthesis of 6,6'-((ethane-1,2-diylbis(oxy))bis(4,1-phenylene))bis(4-(4-methoxy phenyl) -2,3,4,5-tetrahydro-3H-indazol-3-one)(III)_c . Yellow powder ; yield (50 %) ; mp:92-94 °C ; FT-IR(ν cm⁻¹): 3188 ν (NH), 3039 ν (CH aromatic), 2933, 2833 ν (CH aliphatic), 1701 ν (C=O amide) , 1640 ν (C=N) , 1604 ν (C=C aromatic), 1246 ν (C-O) .

Synthesis of 6,6'-((propane-1,3-diylbis(oxy))bis(4,1-phenylene))bis(4-(4-methoxy phenyl) -2,3,4,5-tetrahydro-3H-indazol-3-one)(III)_d . Yellow powder ; yield (53 %) ; mp:178-180 °C ; FT-IR(ν cm⁻¹): 3367 ν (NH), 3099 ν (CH aromatic), 2933, 2873 ν (CH aliphatic), 1701 ν (C=O amide) , 1630 ν (C=N), 1604 ν (C=C), 1246 ν (C-O) ; ¹H NMR (DMSO-d₆),(δ ppm): 1.90-2.15(quint,3H,CH₂-CH₂), 2.82-2.86(d, 4H,2H_c&2H_d), 3.07 (d, 2H,H_a), 3.66(s,6H, OCH₃),3.7(quart, 2H, H_b), 4.11 (t,4H,OCH₂), 6.65(s,2H, C=CH) , 6.67-7.41(m, 16H , Ar-H) ,10.80(s,2H,NH).

General method for synthesis of thioxo pyrimidine derivatives (IV)_{a-d} . [31]

A mixture of chalcone (0.001 mol), thiourea(0.001 mol) and sodium hydroxide (0.1 g) in 80% EtOH (25 mL) was refluxed for 6 h. The reaction mixture was concentrated under vacuum. Cooled and the solid was filtered off washed with water, dried and then crystallized from ethanol. In synthesis of twin compounds two moles from thiourea and twice amount of solution NaOH were used . TLC (40:60)(ethyl acetate/n-hexane).

Syntesis of 4-(4-aminophenyl)-6-(4-methoxyphenyl)pyrimidine-2(1H)-thione (IV)_a . Yellow powder ; yield (40 %) ; mp: 280 °C dec ; FT-IR(ν cm⁻¹): 3468 - 3213(asym, sym, ν NH₂,NH) , 3045 ν (CH aromatic), 2929, 2852 ν (CH aliphatic), 1631 ν (C=N) , 1598 ν (C=C) , 1228 ν (C=S), 1261 ν (C-O).

Synthesis of 4-(4-aminophenyl)-6-(p-tolyl)pyrimidine-2(1H)-thione (IV)_b. Yellow powder ; yield (69 %); mp: 270 °C dec ; FT-IR(ν cm⁻¹): 3456 – 3213(asym, sym, ν NH₂,NH), 3047 ν (CH_{aromatic}), 2918, 2852 ν (CH_{aliphatic}), 1645 ν (C=N), 1625 ν (C=C), 1600 ν (C=C_{aromatic}), 1226 ν (C=S). ¹HNMR (DMSO-d₆), (δ ppm): 2.4(s,3H,CH₃), 3.56(s,2H,SH), 6.19(s,2H,NH₂),6.66-7.98(m,9H,Ar-H),7.62(s,2H,_{pyrimidine})[31],7.98(s,H,NH).

Synthesis of 6,6'-((ethane-1,2-diylbis(oxy))bis(4,1-phenylene))bis(4-(4-methoxyphenyl)pyrimidine -2(1H)-thione) (IV)_c. White powder ; yield (46 %) ; mp: 98-100 °C ; FT-IR(ν cm⁻¹) : 3415 ν (NH), 3040 ν (CH_{aromatic}),2960, 2835 ν (H_{aliphatic}), 1649 ν C=N), 1597 ν (C=C_{aromatic}), 1220 ν (C=S), 1257 ν (C-O) ; ¹HNMR (DMSO-d₆), (δ ppm): 3.75(s,2H,SH), 3.88 (s,6H,OCH₃), 4.52 (s,4H,OCH₂), 7.06- 8.01 (m,16H ,Ar-H) , 7.76(s,2H, pyrimidine ring). 8.23(s, 2H, H, _{pyrimidine}).

Synthesis of 6,6'-((propane-1,3-diylbis(oxy))bis(4,1-phenylene))bis(4-(4-methoxyphenyl)pyrimidine-2(1H)-thione)(IV)_d. White powder ; yield (48%); mp: 90-92 °C ; FT-IR(ν cm⁻¹): 3412 ν (NH), 3064 ν (CH_{aromatic}), 2953, 2835 ν (CH_{aliphatic}), 1654 ν (C=N), 1598 ν (C=C_{aromatic}), 1220 ν (C=S), 1247 ν (C-O).

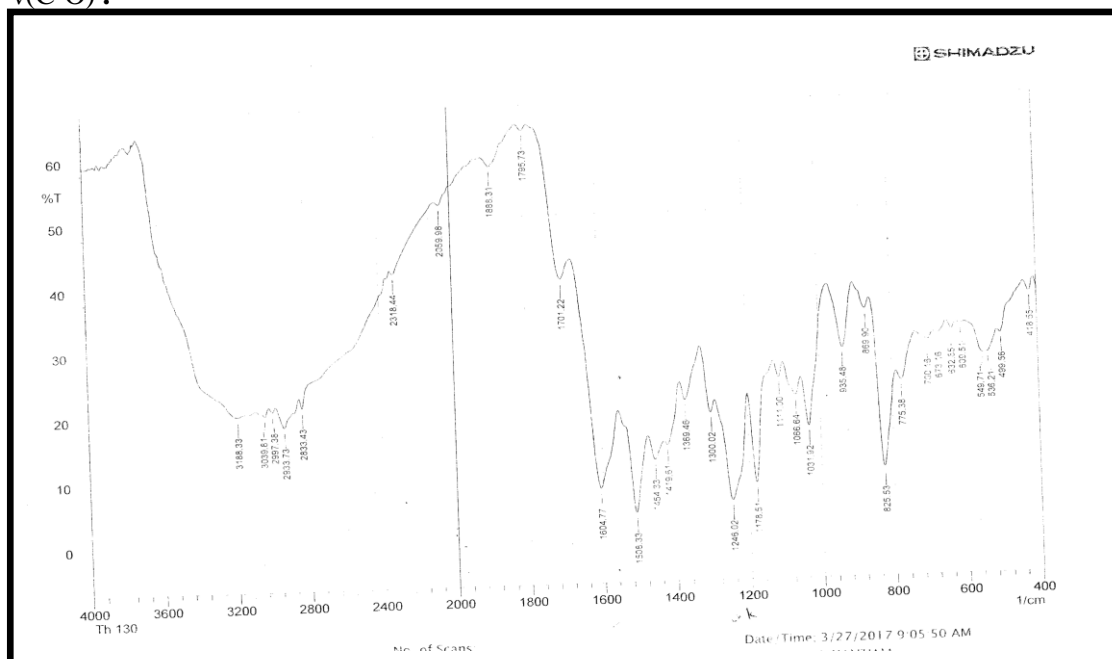


Figure 5- FT-IR spectrum for compound (III)_c

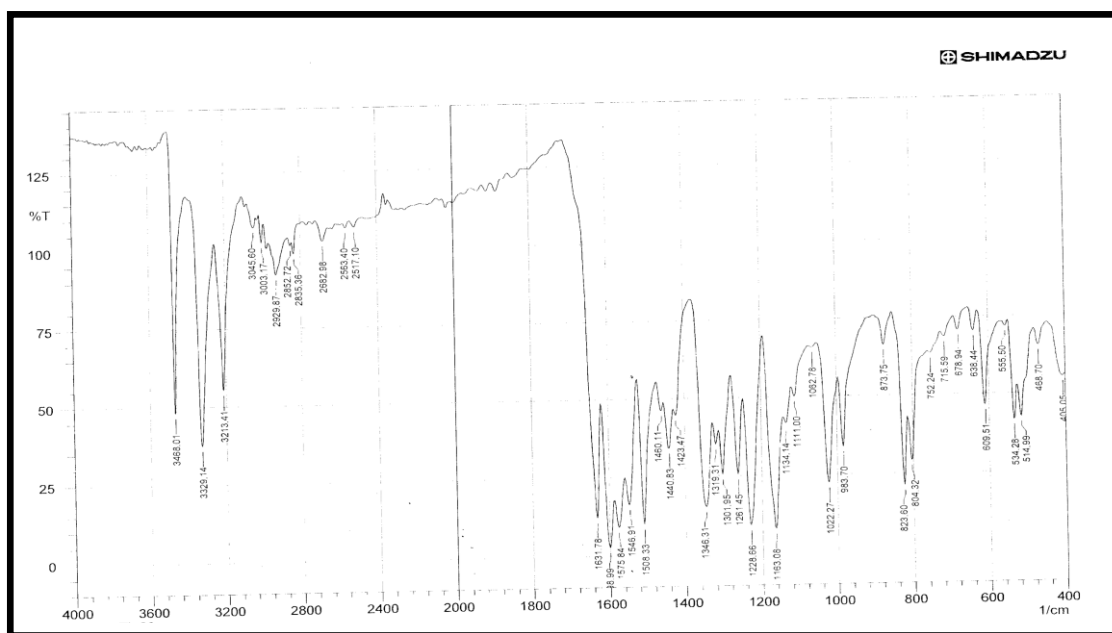


Figure 6- FT-IR spectrum of compound (IV)_a.

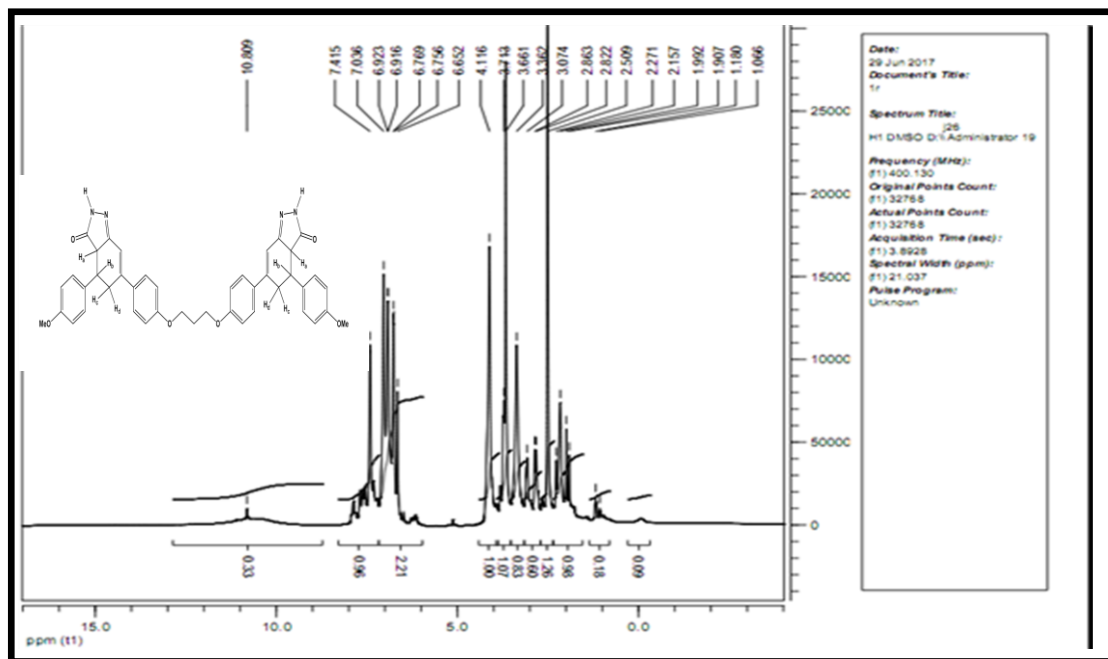


Figure 7- $^1\text{H-NMR}$ spectrum of compound (III)_d

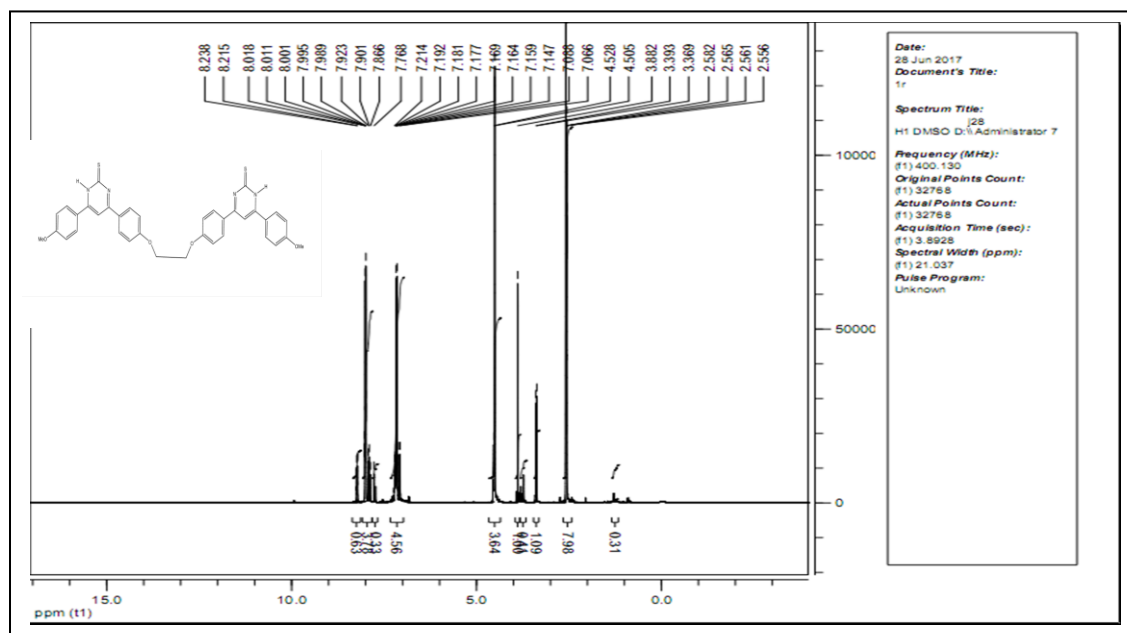
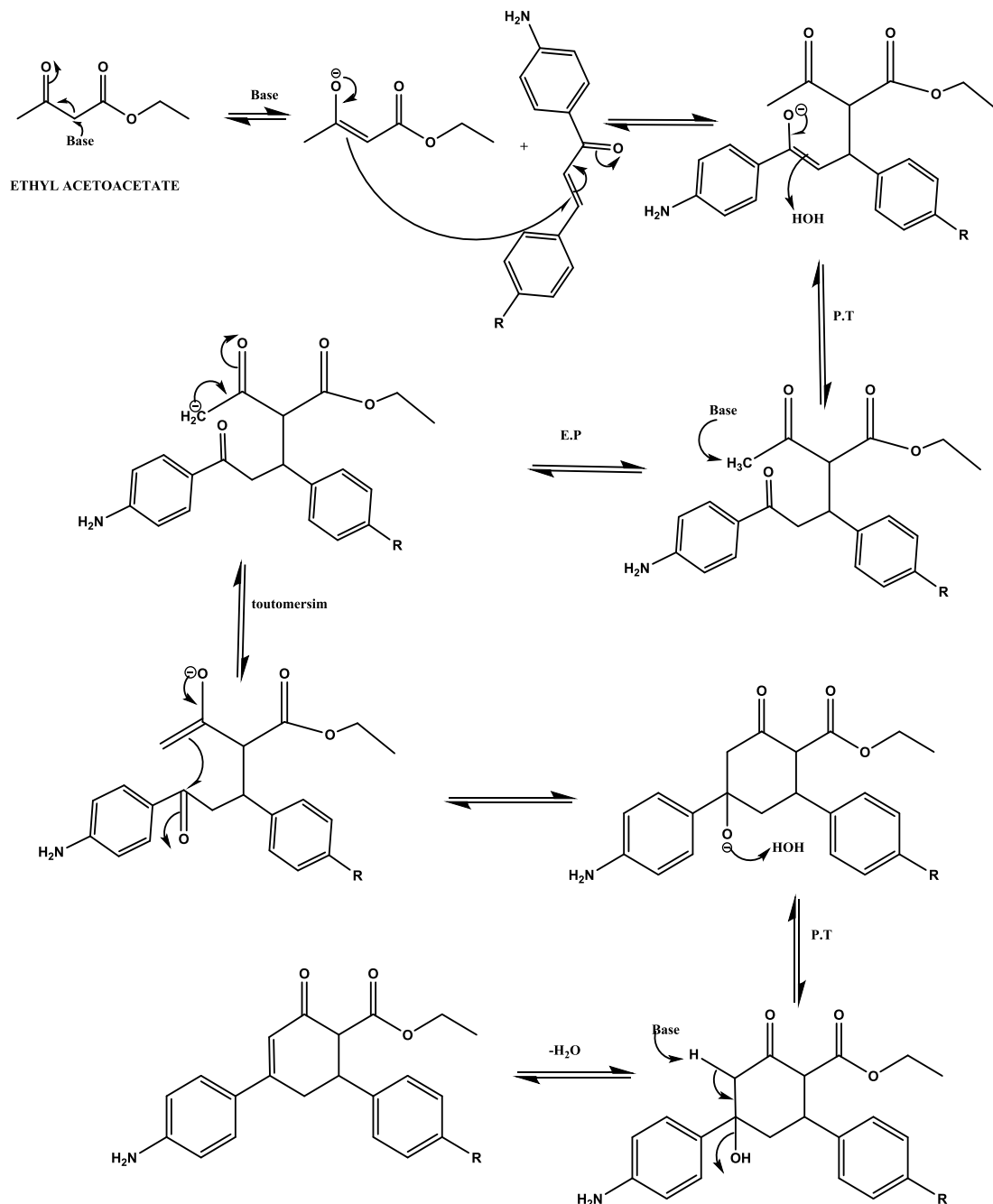


Figure 8- $^1\text{H-NMR}$ spectrum of compound (IV)_c

Results and discussion

All of the synthesized compounds gave satisfactory analysis for the proposed structures, which were confirmed on the basis of their Fourier transform Infrared (FT-IR) spectra and proton nuclear magnetic resonance ($^1\text{H-NMR}$) spectra. The di-ketone compounds A and B were prepared based on the methods mentioned in the reference [25], the first step including reaction of different ketones with p-methoxy or p-methyl benzaldehyde according to the aldol condensation reaction to produce α,β -unsaturated ketone (chalcone) (I)_{a-d}. The FT-IR spectrum Figure-1 as a sample, showed the stretching vibration band for $\nu\text{C}=\text{O}$ of chalcone in the region (1676-1658) cm^{-1} and $\nu\text{C}=\text{C}$ in the region of (1654-1625) cm^{-1} and the $^1\text{H-NMR}$ spectrum for (I)_d Figure-3 showed doublet signal at δ (7.11-7.99) ppm attributed to two protons attached to $\text{C}=\text{C}$ (alkene). In the next step reaction of compounds (I)_{a-b} with ethyl acetoacetate this reaction known as (Robinson annulations) lead to formation of cyclohexenone

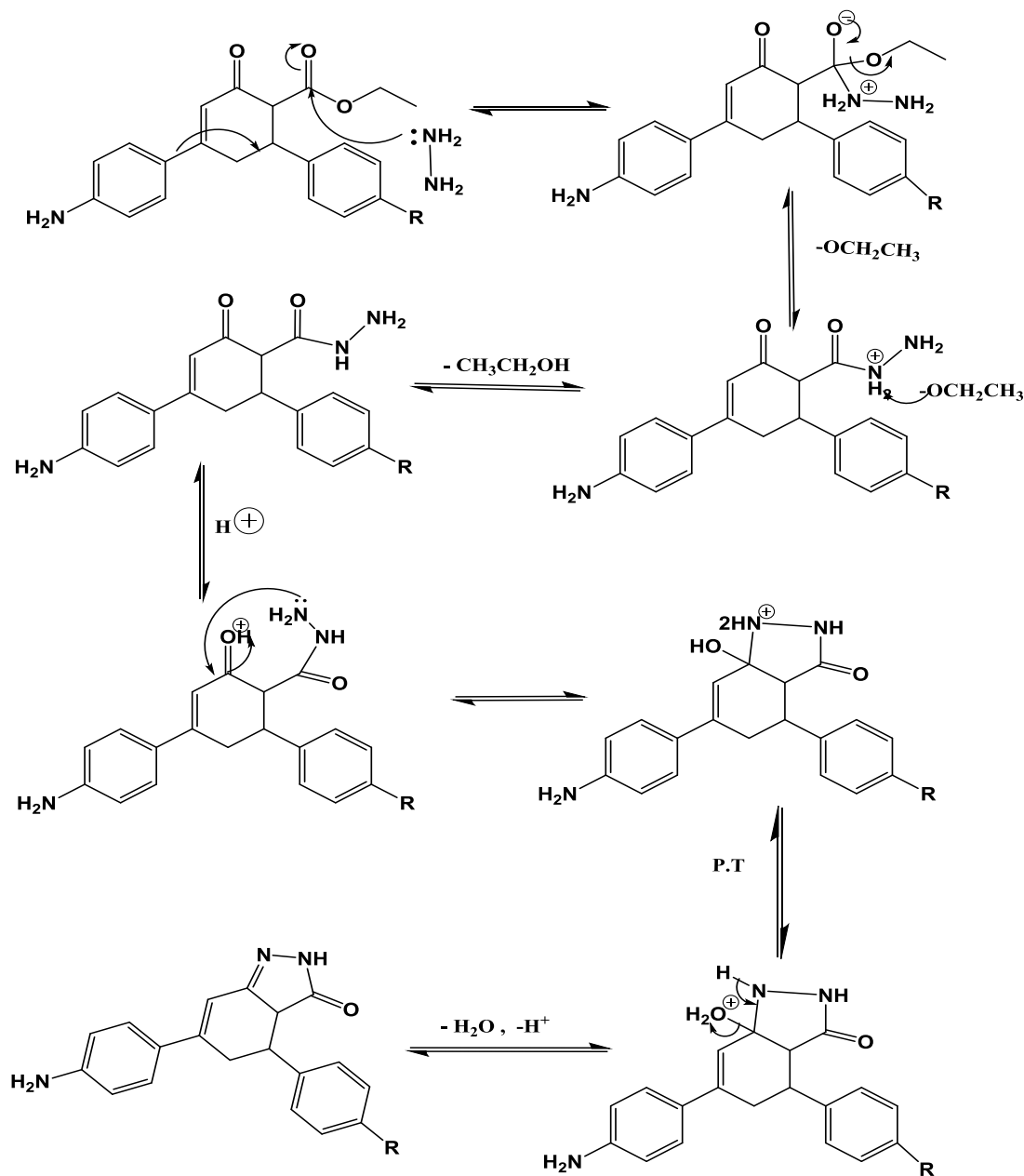
derivatives (II)_{a-d}, Scheme-3 explain this mechanism[32]. The FT-IR spectrum, Figure-2 showed strong absorption band for ν C=O ester in the region (1735-1725) cm^{-1} in addition the ^1H NMR spectrum for (II)_d Figure-4 showed the appearance of two signals for protons CH_2CH_3 of ester in the region δ (1.01- 2.26) ppm, On the other hand singlet signal appeared at δ 6.55 ppm can attributed to one proton attached to C=C endo cyclohexenone this good evidence for formation the cyclic derivatives .



Scheme 3- The Robinson annulations mechanism to form cyclohexenone derivatives (II)_{a,b}.

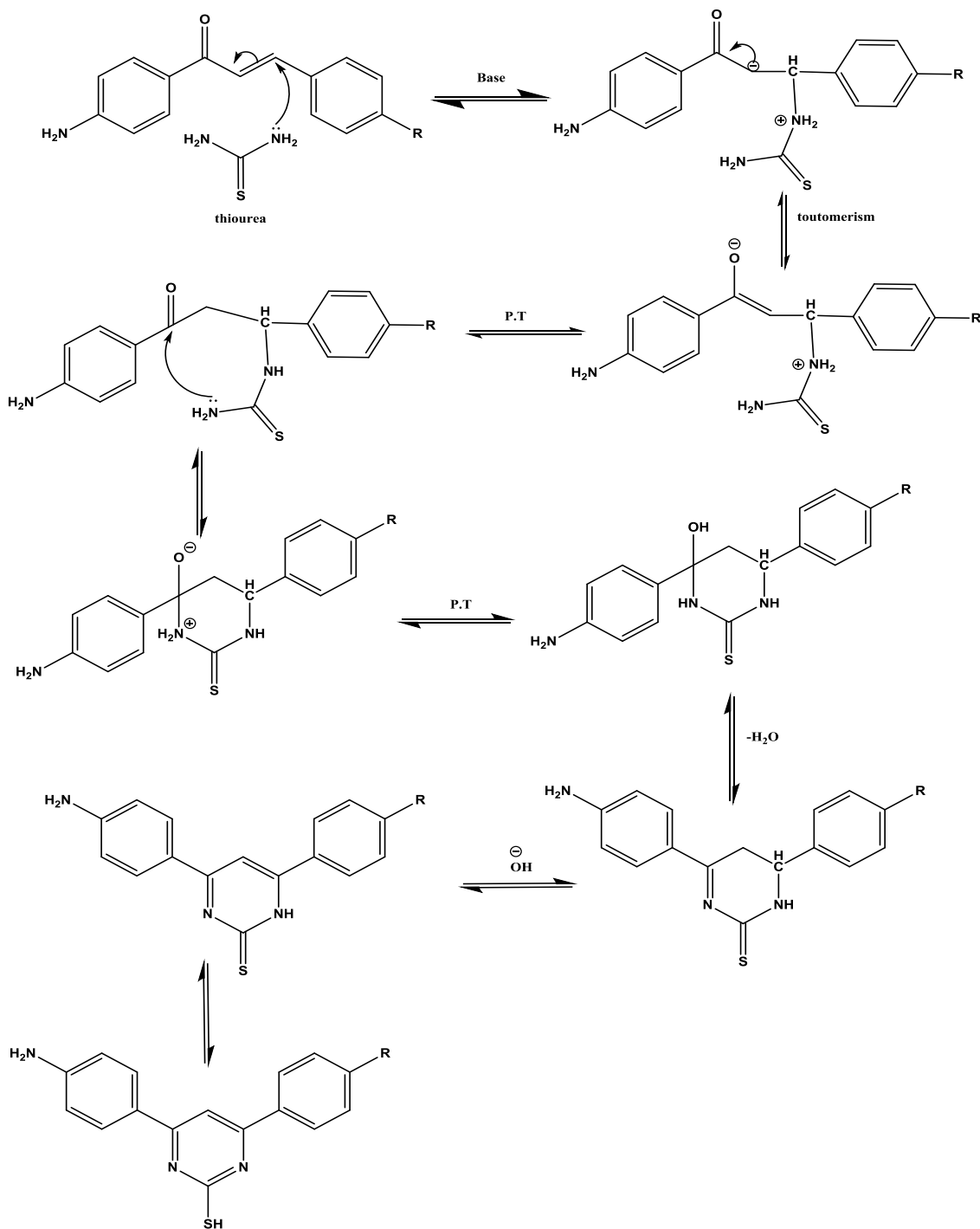
The compounds indazole -3-one(fused pyrazolone with cyclohexene) (III)_{a-d} were synthesized by reaction of cyclohexenones (II)_{a-d} which synthesized in step two with hydrazine 99% in present of glacial acetic acid according to the suggested mechanism Scheme-4 . The FT-IR, Figure-5 as a sample of these compounds showed the ν NH in the region (3226-3200) cm^{-1} and the ν C=O amide appeared in the region (1701-1693) cm^{-1} in addition appearance ν C=N around (1664-1604) cm^{-1} and disappearance of the ν C=O ester at 1735 cm^{-1} , Moreover the ^1H NMR spectrum of compound(III)_d

Figure-7 showed the appearance of singlet signal at δ 10.80 ppm which can attributed to NH proton and disappearance of the signal of aliphatic protons for ester.



Scheme 4- The suggested mechanism for reaction of synthesis Indazol- 3-one (III) a,b.

Finally, The thioxo pyrimidine derivatives (IV)_{a-b} were synthesized by reaction of (I)_{a-d} with thiourea this reaction was catalytic by NaOH, the reaction mechanism for synthesis of thioxo pyrimidine was explained in Scheme-5 [33]. FT-IR, Figure-6, showed strong absorption band in the region $(1654-1625)\text{cm}^{-1}$ for ν C=N of thioxo pyrimidine ring and ν NH at 3213 in addition the ν C=S band appeared around 1250cm^{-1} , Moreover the ^1H NMR spectrum of (IV)_c Figure-8 showed the appearance of the singlet signal at the δ 3.75 ppm which was attributed to one proton of SH.



Scheme 5- The mechanism reaction for formation of thioxo pyrimidine derivatives (IV) a,b.

Conclusion

The chalcones were synthesized in our work mono and twin in good to excellent yields about 77-95%. These compounds are very good intermediates for synthesis of newly thioxo pyrimidines and indazole-3-one. The study showed the low percentage yield of twin compounds in comparison with mono compounds of the same type.

References

1. Majeed, N. S. and Abd Al- Kadoum, M. **2012**. Synthesis and identification of some new thiazin and oxazin compounds and new derived from chalcones. *Iraqi National Journal of Chemistry*, **46**: 260-269.
2. Kumar, K.S., Kanth, A.V., Reddy, K.T. and Omprakash, G. **2011**. Synthesis and characterization of some novel pyrimidines via aldol condensation. *Journal of Chemical and Pharmaceutical Research*, **3**(5): 234-252.
3. Raj, M.M., Raj, L.M., Patel, H.V. and Patel, N.K. **2013**. Synthesis, characterization and in-vitro antimicrobial evaluation of some novel heterocyclic compounds. *International Journal of Research in Pharmacy and Chemistry*, **3**(3): 612-618.
4. Rohini, R.M., Devi, K. and Devi, S. **2015**. Synthesis of novel phenyl azo chalcone derivatives for antitubercular, anti-inflammatory and antioxidant activity. *Der Pharma Chemica*, **7**(1): 77- 83.
5. Lim, Y.W., Ha, S.T., Yeap, G.Y. and Sastry, S.S. **2017**. Synthesis and mesomorphic properties of new heterocyclic liquid crystals with central ester–chalcone linkages. *Journal of Taibah University of Science*, **11**: 133-140.
6. Albuquerque, H.M., Santos, C.M.M., Cavaleiro, J.A.S. and Silva, A.M.S. **2014**. Chalcones as versatile synthons for the synthesis of 5- and 6-membered nitrogen heterocycles. *Current Organic Chemistry*, **18**: 1-26.
7. Roman, G. **2004**. Cyclohexenones through addition of ethyl acetoacetate to chalcones derived from 2-acetylthiophene. *Acta Chimica Slovenica.*, **51**: 537–544.
8. Thaker, B.T. and Kanojiya, J.B. **2011**. Synthesis, characterization and mesophase behavior of new liquid crystalline compounds having chalcone as a central linkage. *Molecular Crystals and Liquid Crystals*, **542**: 606-620.
9. Ha, S.H. and Low, Y.W. **2013**. Synthesis and phase transition behaviours of new chalcone derivatives. *Journal of Chemistry*, **2013**: 1-6.
10. Yeap, G.Y., Susanti, I., Teoh, B.S. and Mahmood, W.A. **2005**. Synthesis and phase transition in new chalcone derivatives: crystal structure of 1-phenyl-3-(4-undecyl carbonyloxyphenyl)-2-propen-1-one. *Molecular Crystals and Liquid Crystals*, **442**: 133–146.
11. Al-Sabawi, A.H. **2015**. Synthesis of some novel α , β -unsaturated ketones and their reactions with some compounds containing acidic hydrogen atom. *International Journal of Enhanced Research in Science*, **4**: 89-94.
12. Mekde, S., Nimavat, K.S., Shah, R. and Vyas, K.B. **2016**. Synthesis of 6-phenyl pyrimidine amine derivatives based chalcones and their antibacterial activity. *Journal of Pharmaceutical Science and Bioscientific Research*, **6**(3): 397-401.
13. Abdel-latif, E., Abdel-fattah, S., Gaffer, H.E. and Etman, H.A. **2016**. Synthesis and antitumor activity of some new pyrazolo[3,4-d]pyrimidine and pyrazolo[3,4-b]pyridine derivatives. *Egyptian Journal of Basic and Applied Sciences*, **3**: 118-124.
14. Patil, V.M., Chaudhari, S.A., Chavan, S.M., Aware, P.B., Watpade, R. A., Toche, R.B. and Jachak, M.N. **2016**. Microwave assisted synthesis and reactions of novel pyrazolo [3, 4-b] pyridine derivatives. *Der Pharma Chemica*, **8**(7): 124-129.
15. Maheta, J.G., Gol, R.M. and Barot, V.M. **2016**. Synthesis of novel (2H) indazole scaffold as an antimicrobial and anti-tubercular agent. *Chemistry & Biology Interface*, **6**(1): 27-37.
16. Divadari, H. and Srinivas, V. **2017**. Synthesis and biological activities of some new pyrimidine derivatives from chalcones. *British Journal of Medical and Health Research*, **4**(1): 43-53.
17. Rodgers, J.D., Johnson, B.L., Wang, H., Viitanen, S.E., Klabe, R.M., Bachelier, L., Cordova, B.C. and Chang, C.H. **1998**. Potent cyclic urea hiv protease inhibitors with 3-aminoindazole p2/p2' groups. *Bioorganic & Medicinal Chemistry Letters*, **8**: 715-720.
18. Raffa, D., Maggio, B., Cascioferro, S., Raimondi, M.V., Schillaci, D., Gallo, G., Daidone, G., Plescia, S., Meneghetti, F., Bombieri, G., Cristina, A.D., Pipitone, R.M., Grimaudo, S. and Tolomeo, M. **2009**. Synthesis and antiproliferative activity of 3-amino-N-phenyl 1H-indazole-1-carboxamides. *European Journal of Medicinal Chemistry*, **44**: 165-178.
19. Reddy, A.V., Gogireddy, S.A., Dubeyb, P.K., Reddy, M. B. and Veeresh, B. **2015**. Design, synthesis and characterization of 1 H-pyridin-4-yl-3,5- disubstituted indazoles and their anti-inflammatory and analgesic activity. *Journal Chemical.Society*, **3**: 433–438.

20. Vyas, D.H., Tala, S.D., Akbari, J.D., Dhaduk, M.F. and Joshi, H.S. **2009**. Synthesis, antimicrobial and antitubercular activity of some cyclohexenone and indazole derivatives. *Indian Journal of Chemistry*, **48B**: 1405-1410.
21. Samshuddin, S., Narayana, B., Sarojini, B.K. and Madhu, L.N. **2013**. A study on the reactions of alkyl 4, 6-bis (4-fluorophenyl)-2 oxocyclohex- 3-ene-1- carboxylate and in vitro antioxidant activity of derivatives. *Medicinal Chemistry Reserach*, **22**: 3002-3011.
22. Pawar, M.P., Vyas, K., Shah, N.M. and Nimavat, K. **2013**. Synthesis and antimicrobial activity of some new indazolone derivatives from 1-(3, 5-dibromo-2-hydroxy-4 methyl phenyl) ethanone. *Organic Chemistry Un Indian Journal*, **9**(2): 58-61.
23. Al-Bogami, A.S. **2016**. Mechanochemical synthesis of cyclohexenones and indazoles as potential antimicrobial agents. *Research on Chemical Intermediates*, **42**: 5457-5477.
24. Narwal, S., Kumar, S. and Verma, P.K. **2017**. Design, synthesis and antimicrobial evaluation of pyrimidin-2-ol/thiol/amine analogues. *Chemistry Central Journal*, **11**(52): 2-9.
25. Ayyash, A. N., Jaffer, H.J. and Tomma, J.H. **2014**. Synthesis and characterization of some novel 4-thiazolidinones and isoxazolines derived from thiosemicarbazones. *American Journal of Organic Chemistry*, **4**(2): 52-62.
26. Tomma, J.H., Hussein, D.F. and Jamel, N.M. **2016**. Synthesis and characterization of some new quinoline-2-one, Schiff bases pyrazole and pyrazoline compounds derived from hydrazide containing isoxazoline or pyrimidine cycles. *Iraqi Journal of Science*, **57**(2C): 1316 -1332.
27. Suwito, H. , Mustofa, j., Pudjiastuti, P., Fanani, M.Z. , Ariga, Y.K. , Katahira, R., Kawakami, T., Fujiwara, T., Hase, T., Sirat, H.M. and Puspaningsih, N.N.T. **2014**. Design and synthesis of chalcone derivatives as inhibitors of the ferredoxin - ferredoxin-NADP⁺ reductase interaction of plasmodium falciparum: pursuing new antimalarial agents. *Molecules*, **19**: 21473-21488.
28. Gan, X., Wang, Y., Hu, D. and Song, B. **2017**. Design, synthesis and antiviral activity of novel chalcone derivatives containing a purine moiety. *Chine Journal of Chemistry*, **35**: 665-672.
29. . Insuasty, B., Martinez, H., Quiroga, J., Abonía, R., Noguerras, M., Cobo, J. **2008**. Synthesis of new Bis-3, 5-diphenylpyrazolines derivatives linked with alkyl chains. *Journal of Heterocyclic Chemistry*, **45**: 1521-1524.
30. Sawy, E.R., Mandour, A., Mahmoud, K., Islam, I.E. and Salem, H.M. **2012**. Synthesis, antimicrobial and anti-cancer activities of some new N-ethyl, N-benzyl and N-benzoyl-3-indolyl heterocycles. *Acta Pharmaceutica*, **62**: 157-179.
31. Tomma, J.H., Khazaaal, M.S. and Al-Dujaili, A.H. **2014**. Synthesis and characterization of novel Schiff bases containing pyrimidine unit. *Arabian Journal of Chemistry* , **7** : 157-163
32. Delaude, L., Grandjean, J. and Noels, A.F. **2006**. The Step-by-Step Robinson Annulations of Chalcone and Ethyl Acetoacetate. *Journal of Chemical Education*, **83**(8): 1225-1228.
33. Khanage, S.G., Raju, S.A., Mohite, P.B. and Pandhare, R.B. **2012**. Synthesis and pharmacological evaluation of some new pyrimidine derivatives containing 1, 2, 4-triazole. *Advanced Pharmaceutical Bulletin*, **2**(2): 213-222.