



MAKE GRAMMAR FUN USING GRAPHIC ORGANIZERS

Ms. Gauri Ratnakar Varade

Associate Professor, Adarsha Comprehensive College of Education and Research, Pune 04

Abstract

Human being are so fortunate as they can communicate and for effective communication we all need language. Whenever the word 'language' comes, we can remember one more word i.e. 'grammar'. Still many people speak their own, native language without studied its grammar. Children also start speaking before they even know the word "grammar". But when it comes to learn any foreign language, grammar can help you to learn a language more quickly and more efficiently." Here the importance of grammar lies. The role of teacher is again considered important. Graphic Organizers can be used for effective teaching learning process. There are many types of graphic organizers those can be used to teach grammar. Here few of them are discussed like Web, Mind Map and Concept Map.

Key Words:- Grammar, Language, Graphic Organizers, Web, Mind Map and Concept Map



Scholarly Research Journal's is licensed Based on a work at www.srjis.com

1. Introduction:-

Grammar is the most important part of language actually it is the system of a language. Sometimes it is said that grammar is the 'set of rules' of a language but the fact is that no language has rules. If we use the word 'rules', we suggest that someone created the rules first and then used the language, just like any new game. Actually the language did not start like that. Languages started by people making sounds which evolved into words, phrases and sentences. As time passed the languages also changed. In short we can say that grammar is a reflection of a language at a particular time.

Many a times the question is asked 'Do we need to study grammar to learn a language? The short answer is 'no'. Many people in the world speak their own, native language without studied its grammar. Children also start speaking before they even know the word "grammar". But when it comes to learn any foreign language, the long answer is "yes, grammar can help you to learn a language more quickly and more efficiently." When you understand the grammar (or system) of a language, you can understand many things yourself. (Grammar and Language, <http://www.mrbauld.com/gram01.html>, ND) analysis

So again the role of a teacher becomes important here. Different methods, techniques and tools can be used for teaching grammar. One of the useful tool used to teach grammar is “Graphic Organizers”.

2. Graphic Organizer:

Graphic organizers (some of which are also called concept maps, entity relationship charts, and mind maps) are a pictorial way of constructing knowledge and organizing information. They help the student convert and compress a lot of seemingly disjointed information into a structured, simple-to-read, graphic display. The resulting visual display conveys complex information in a simple-to-understand manner. (Graphic Organizer, <http://www.enchantedlearning.com/graphicorganizers/> ND)

Following are some graphic organizers which are useful to teach grammar:-

1. Web:-

Web graphic organizer looks like a web and that's why named as. It is very useful to make a list of different aspects related to the concept. It is very useful in brainstorming. It helps the students to understand how different categories of information relate to one another. (Graphic Organizers, n.d)

Few examples of Web Graphic Organizers:

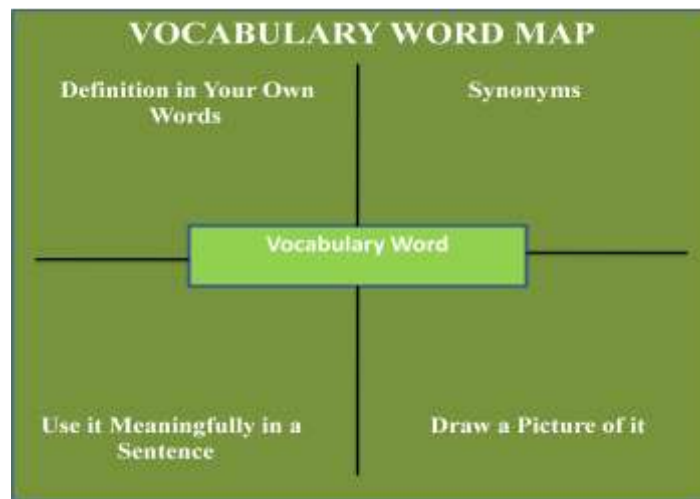


Figure 1.1 Vocabulary Word Map

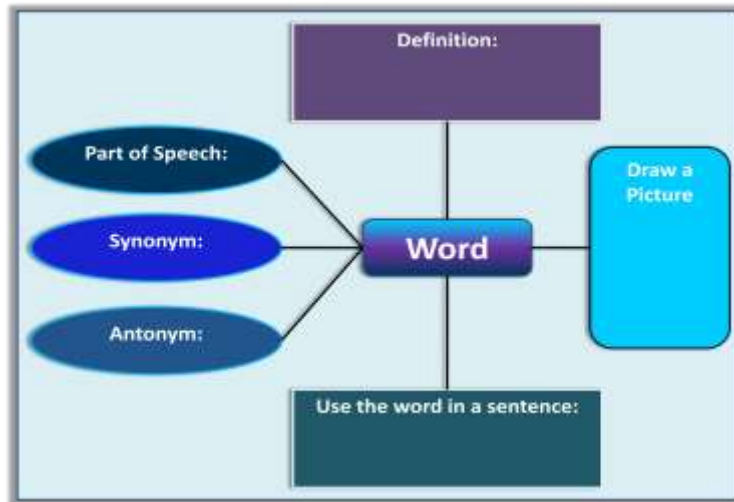


Figure 1.2 Worksheet

2. Mind Map:

It is a visual form of note taking which provides a overview of a topic and it's detailed information. It allows us to create new ideas and build connections. Different colours, images and words can be used while developing mind map. It is started with the central idea and expand outward to more in-depth sub topics.

A mind map is a visual representation of hierarchical information that includes a central idea surrounded by connected branches of associated topics.

It is useful for easy recalling information. Relation between different aspects can be understood easily. Each one have freedom while drawing mind map. (Mind Mapping, n.d.)

Example of a Mind Map-

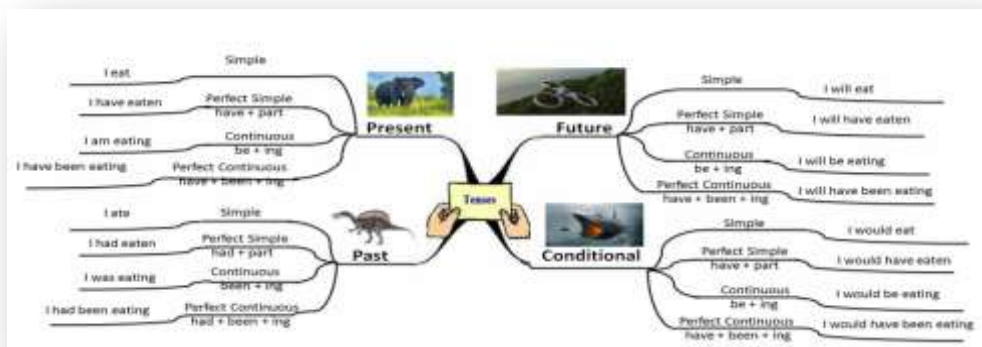


FIGURE 1.3 Mind Map : Tenses

3. Concept Map:

A concept map is a type of graphic organizer used to help students organize and represent knowledge of a subject. It begins with the main idea and then branch out to

show that the main idea can be broken down into specific topics. While developing the concept map we have to start with a main idea, topic, or issue to focus on. Then you need to determine the key concept. Then finish by connecting concepts-creating linking phrases and words. (Concept Mapping, n.d.)

Example of a Concept Map-

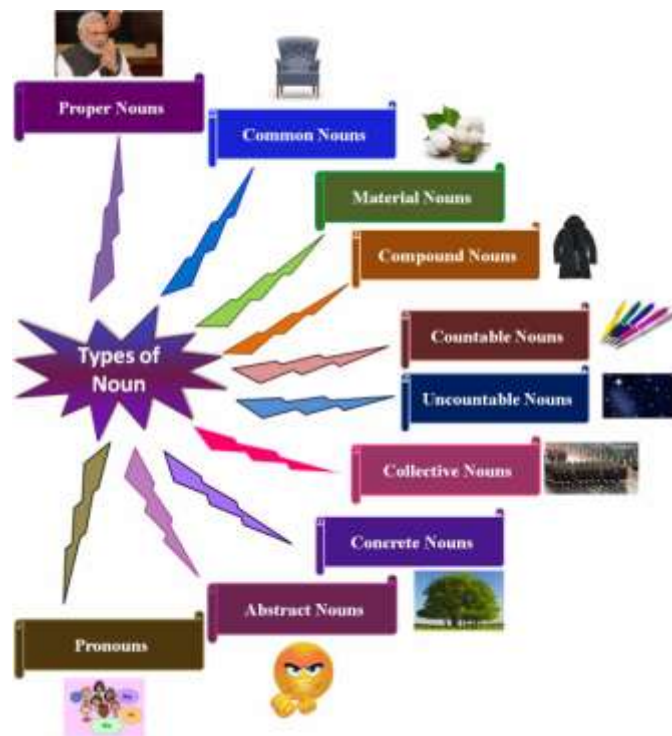


Figure 1.4 Concept Map - Types of Nouns

Conclusion:

Thus Graphic Organizers can be used as an effective tool during teaching. With the help of these graphic organizers, teachers can also prepare worksheets which can be used for practice. Graphic organizers are valuable not only in teaching but also in syllabus design, report writing and research as well as providing an insight into the individual learner's thought processes and learning style.

References

Graphic Organizers.(n.d.) Retrieved February, 2016 from <http://www.enchantedlearning.com>.
Graphic Organizers.(n.d.). Retrieved June, 2016 from <http://www.enchantedlearning.com>
Teaching And Learning With Graphic Organizer. (n.d.) retrieved June, 2015 from <http://www.inspiration.com>
Varade & Vartak (2015). 'Using Graphic Organizers for the Successful Inclusion with different Learning Styles. Paper presented in the International Conference on Inclusive Education, Pune.
Varade, G. (2016). 'Impact of teaching using graphic organizers on the retention of the pre service teachers.' M. Phil. Dissertation.