



CODEN (USA): IAJPBB

ISSN: 2349-7750

**INDO AMERICAN JOURNAL OF
PHARMACEUTICAL SCIENCES**Available online at: <http://www.iajps.com>**Research Article****DEVELOPMENT AND VALIDATION OF NEW ANALYTICAL
METHOD FOR THE DETERMINATION OF DONEPEZIL
USING RP-HPLC****P. Basavaraju¹, B. Mohammed Ishaq*¹, Hindustan Abdul Ahad¹, Vanitha Prakash²**1. Department of Pharmaceutical Analysis, Balaji College of Pharmacy, Rudrampeta bypass,
Anantapur – 515001, A.P. India.2. Department of Pharmaceutical Analysis, SSJ College of Pharmacy, V. N. Palli, Hyderabad.
India.**Abstract:**

A simple, fast and precise Reverse Phase High Performance Liquid Chromatographic (Rp-HPLC) method developed for the determination of Donepezil HCl tablets, Xterra RP C₁₈, 250 x 4.6 mm, 5 μ in reverse phase isocratic mode of separation with mobile phase Potassium dihydrogen orthophosphate Buffer and Acetonitrile (80:20)% v/v was used. The flow rate was 1ml/min. Detection was done at 230 nm. Linearity for Donepezil HCl were in the range of 25 μ g/ml – 75 μ g/ml. Percentage recovery obtained was 99.60%, 98.48 % and 98.1% for 50, 100 and 150 % respectively. The proposed method is accurate, precise, selective and rapid for the estimation of Donepezil HCl in tablet dosage.

Key words: RP-HPLC, Donepezil Hcl, Potassium dihydrogen orthophosphate, Acetonitrile.

Corresponding author:*B. Mohammed Ishaq**

Department of Pharmaceutical Analysis,
Balaji College of Pharmacy,
Rudrampeta bypass, Anantapur – 515001, A.P. India.
Phone no: +91-7799412060.
Email: bmdishaq@yahoo.com

QR code



Please cite this article in press as Mohammed Ishaq *et al*, **Development and Validation of New Analytical Method For The Determination of Donepezil Using RP-HPLC**, *Indo Am. J. Pharm. Sci*, 2015;2(8).

INTRODUCTION:

Donepezil hydrochloride is a cholinesterase inhibitor used in the treatment of Alzheimer's disease. Mainly it is available as its hydrochloride salt. Chemically it is 2-[(1-benzyl-4-piperidyl) methyl]-5, 6-dimethoxy-2, 3-dihydroinden-1-one hydrochloride. (Figure 1). Donepezil HCl is a White to off-white or slightly yellow crystalline powder with a molecular weight of 415.953. It is freely soluble in chloroform, dichloromethane and in methanol, soluble in water, sparingly soluble in ethanol, n-butanol and in acetonitrile and very slightly soluble in acetone [1-3]. As per the literature review, HPLC, HPTLC, LC-MS and few Spectrophotometric methods for the estimation of Donepezil in dosage forms or biological matrix were reported [4-17]. Most of the reported HPLC methods were cumbersome, time consuming and expensive. Hence the primary objective of the present work was to develop and validate a simple, economic, rapid and accurate Rp-HPLC method for the estimation of Donepezil HCl in its dosage form. [18, 19]

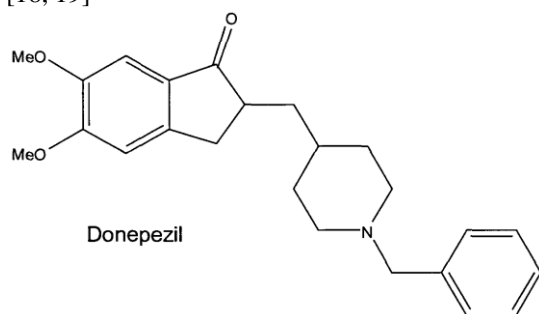


Fig 1: Chemical structure of Donepezil

MATERIALS AND METHODS:

High performance liquid chromatography, Pump isocratic LC20AT YP equipped with rheodyne injection volume 20 μ l, UV detector UV-HRT. Reference standard of Donepezil HCl. Aricept 5mg, tablets were procured from market. Acetonitrile HPLC grade was purchased from Merck, Mumbai. Water of HPLC grade and 0.2M phosphate buffer HPLC grade were purchased from SD Fine chem, Mumbai. Stationary phase Xterra RP C₁₈, 250 x 4.6 mm, 5 μ was used.

Preparation of Buffer:

Dissolve 2.72gm of potassium dihydrogen orthophosphate in 1000ml of Milli-Q water and filter through 0.45 μ m nylon membrane filter and degas.

Preparation of Mobile phase:

Prepare a degassed mixture of potassium dihydrogen orthophosphate and Acetonitrile in the ratio of 70:30% v/v.

Diluent: Buffer: Acetonitrile (50:50 v/v).

Preparation of Donepezil HCl Standard stock solution:

Weigh and transfer accurately about 50.0 mg of Donepezil HCl Working Standard into a 100 ml clean dry volumetric flask. Dissolve and dilute to volume with diluent. Transfer 5.0mL of above solution in to 50mL volumetric flask and dilute to volume with diluent and mix.

Preparation of Donepezil HCl Sample solution:

Transfer 10 tablets in to a 200mL volumetric flask, add about 20ml of buffer. Rotate on a rotary shaker until the tablets disintegrate completely, add about 100mL of Acetonitrile and sonicate for 20mins with occasional shaking (maintain the sonicator bath temperature between 20c 25).Dilute to volume with buffer and mix. Filter a portion of the solution through 0.45 μ m membrane filter and discard first few ml of the filtrate. Transfer 5.0mL of above solution in to 50mL volumetric flask and dilute to volume with diluent and mix.

Chromatographic Procedure:

Separately inject 10 μ l of diluent, placebo, standard preparation (5 times) and sample preparation into the chromatographic system. Record the chromatogram and measure the peak responses. Examine the placebo chromatogram for any extraneous peaks observed in the chromatogram of sample preparation.

RESULTS AND DISCUSSION:

Prepared standard and sample solutions as per test method and injected into the chromatographic system. Donepezil HCl at standard concentration level, and spiked to Donepezil HCl tablets 5 mg sample at specification level and injected into chromatographic system. Placebo solutions of donepezil HCl tablets USP 5 mg were prepared and injected into the chromatographic system as per methodology. The standard and sample solutions were comparable with respect to retention time. There are no interfering peaks observed due to placebo of Donepezil HCl tablets 10mg at the retention time of donepezil HCl Representative Chromatograms of blank, placebo, standard and sample solutions of Donepezil were shown in figure 2-5 respectively. The proposed method was validated as per the guidelines of ICH. [20]

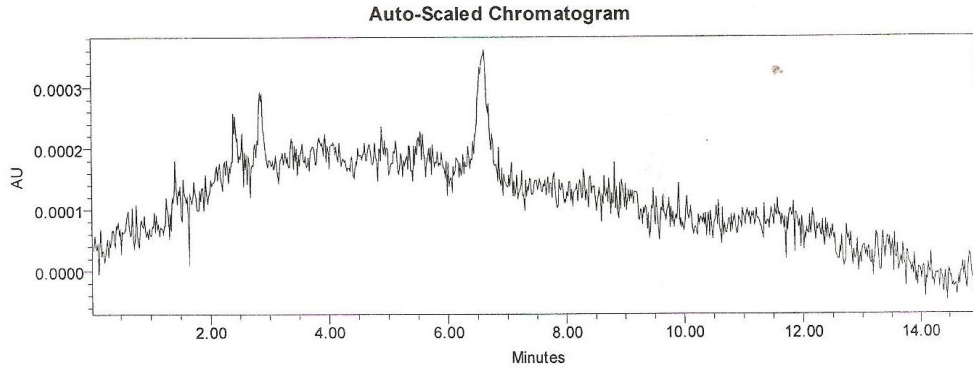


Fig 2: Blank Chromatogram

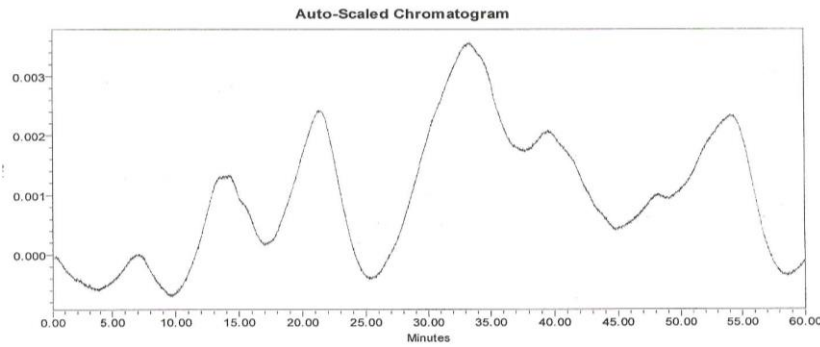


Fig 3: Placebo Chromatogram

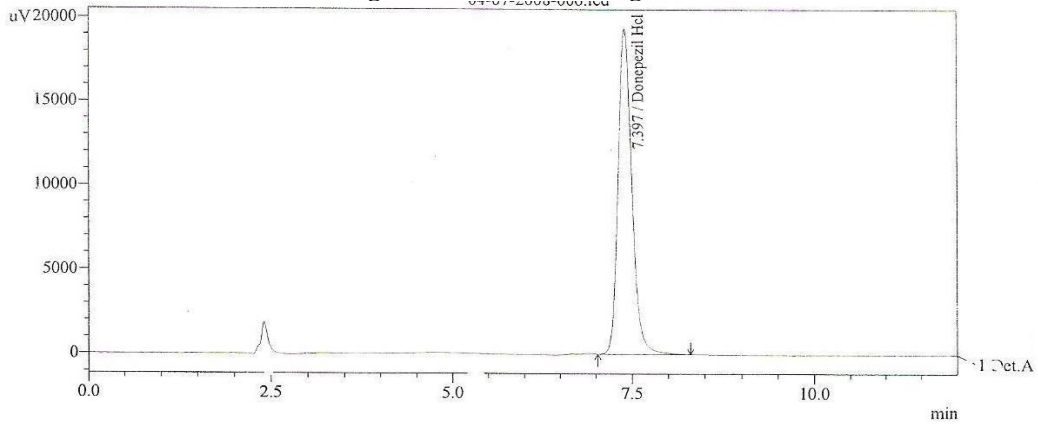


Fig 4: Standard chromatogram of Donepezil HCl

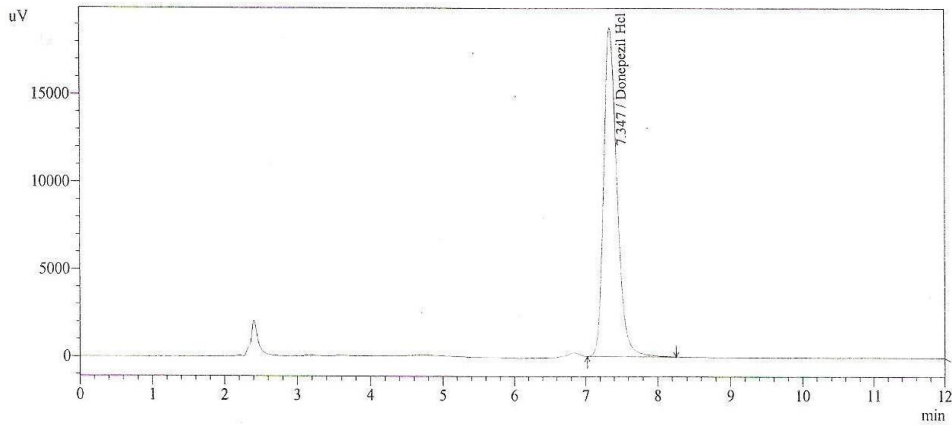


Fig 5: Sample chromatogram Donepezil HCl

Table 1: Results of system suitability

Injection	RT	Peak Area	USP Plate count	USP Tailing
1	7.077	5412895	31109	0.9
2	7.075	5380214	31351	0.9
3	7.077	5396184	30548	1.0
4	7.079	5348129	31986	1.1
5	7.075	5341765	31584	1.0
6	7.076	5471046	31245	0.9
Mean	7.077	5368087	31182	0.99
SD	0.029	47556.91	---	---
% RSD	0.38	0.88	---	---

System Suitability:

A Standard solution was prepared by using, Donepezil HCl working standard as per test method and was injected ten times into the HPLC system. The system suitability parameters were evaluated from standard chromatograms by calculating the % RSD from ten replicate injections of Donepezil HCl retention times and peak areas. Table 1 shows the Results of system suitability.

Precision:

Prepared six sample preparations individually using a batch of tablets of Donepezil HCl (10mg) as per the test method and injected each solution. Table 2 shows the results of Precision.

Accuracy (Recovery):

A study of Accuracy was conducted. Drug recovery was performed in triplicate as per test method with equivalent amount of Donepezil HCl into each volumetric flask for each spike level to get the concentration of Donepezil HCl equivalent to 50%, 100%, and 150% of the labeled amount as per the test method. The average % recovery of Donepezil HCl was calculated. Separately inject the blank, placebo, Donepezil HCl in to the chromatograph. Table 3 shows the results of % Recovery (Accuracy).

Linearity of Test Method:

A Series of solutions are prepared using Donepezil HCl working standard at concentration levels from 50% to 150% of target concentration (50%, 75%, 100%, 125% and 150%). Measure the peak area

responses of solution at Level 1 and Level 6 for six times. Table 4 and figure 2 shows the linearity data and linearity curve respectively.

Table 2: Results of Precision

Tablet ID	Peak area	% Assay
1	1224800	99.6
2	1228138	97.8
3	1216863	100.3
4	1221207	99.8
5	1222479	98.9
6	1222697	99.2
Mean	1222697.33	99.26
SD	3750.47	0.86
%RSD	0.30	0.87

Table 3: Results of % Recovery (Accuracy)

Concentration % of spiked level	Amount added (ppm)	Amount found (ppm)	% Recovery	Mean % Recovery
50 % Sample	25.10	24.79	98.7	99.06
	25.05	24.46	97.6	
	25.05	24.53	97.9	
100 % Sample	50.20	49.45	98.2	98.46
	50.10	49.45	98.5	
	49.95	49.10	98.7	
150 % Sample	75.50	74.25	98.3	98.1
	75.50	74.10	98.1	
	74.95	73.40	97.9	

Table 4: Data of Linearity

Linearity Level	Average Area	Statistical analysis
L1-50%25	2684044	Y =106298.75x+0.1682
L2-60%	3220852	R ² = 0.9813
L3-80%	4294470	Slope = 106298.75
L4-100%50	5368087	Y intercept = 0.1682
L5-120%	6441704	--
L6-150%75	8052131	

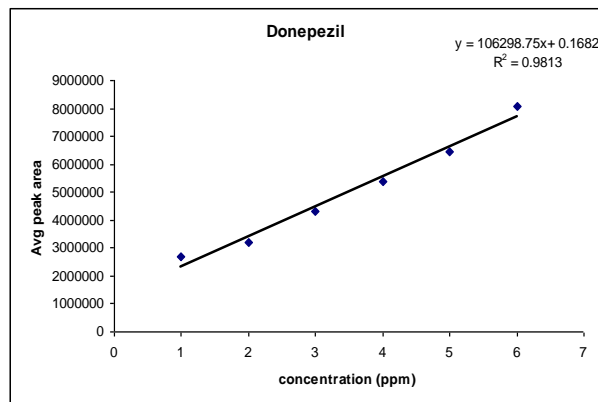


Fig 2: Linearity curve of Donepezil

Limit of Detection (LOD) and Limit of Quantification (LOQ):

The limit of detection (LOD) and limit of quantitation (LOQ) were determined by using standard deviation of response and slope of the calibration curve. The LOD and LOQ of the proposed method was found to be 0.105 and 0.352 µg/ml respectively.

Assay Results:

The developed method has applied successfully for the analysis of Donepezil HCl in tablet dosage form. No further separation of API is required. Table 5 shows the results of % Assay.

$$\% \text{purity} = \frac{A_t / A_s \times D_s / D_t \times A_w / \text{Label claim} \times P}{100} \times 100$$

Where,

A_t	=	Average area of sample
A_s	=	Average area of standard
D_s	=	Dilution factor of standard
D_t	=	Dilution factor of sample
A_w	=	Average weight of tablets taken for analysis in mg
P	=	Purity of working standard used

Table 3: Results of Assay

Tablet ID	Peak area	% Assay
1	1224800	99.6
2	1228138	97.8
3	1216863	100.3
4	1221207	99.8
5	1222479	98.9
6	1222697	99.2
Mean	1222697.33	99.26
SD	3750.47	0.86
%RSD	0.30	0.87

CONCLUSION:

Pharmaceutical analysis is the most important field, which includes usage of many sophisticated instruments, plays a key role factor for a dosage form to successfully come in to the market. In conclusion, the results indicating that the proposed method is precise, accurate, linear and robust for the determination of Donepezil HCl in bulk and its tablets. This method has the ability to separate the API from all the excipients with good resolution. It comply the method validation in line with ICH Guidelines. So it can be transferred from research environment to Quality Control environment to carry out the routine quality control testing.

REFERENCES:

1. Martindale. The complete Drug Reference. Pharmaceutical press New York 2002; 32: 1417.
2. Bryson M, Benfield P. Donepezil. New Drug Profile. Drugs and Aging 1997; 10(3): 234-239.
3. Burns A, Rossor M, Hecker J. Donepezil in the treatment of Alzheimer's Disease-Results from a multinational clinical trial. Dement Geriatr Cogn Disord 1999; 10:237-44.
4. Lu YH, Wen HM, Li W, Chi YM, Zhang ZX. Determination of Donepezil in human plasma by HPLC-MS. Yao Xue Xue Bao 2003; 38(3):203-206.
5. Hao XY, Ding L, Li LM, Bian XJ, Zhang SQ. Bioequivalence of Donepezil capsule and tablet in human. Yao Xue Xue Bao 2003; 38 (5):392-394.
6. Mahasen A Radwan, Heba H Abdine, Bushra T Al-Quadeb, Hassan Y Aboul-Enein, Kenichiro Nakashima. Stereo selective HPLC assay of Donepezil enantiomers with UV detection and its application to pharmacokinetics in rats. Journal of Chromatography B 2006; 8(3):114-119.
7. Nakashima K, Itoh K, Kono M, Nakashima MN, Wada M. Determination of Donepezil hydrochloride in human and rat plasma. J Pharm Biomed Anal 2006; 41(1):201-206.
8. SangShetty JN, Mahaparale PR, Paramane S, Shinde DB. Spectrophotometric Estimation of Donepezil Hydrochloride in Bulk and Tablet Formulation. Trends in Applied Sciences Research 2008; 3(1):109-112.
9. Tushar G Barot, Patel PK. RP-HPLC Method for the Estimation of Donepezil Hydrochloride Dosage Form. EJournal of Chemistry 2009; 6(2):594-600.
10. Jayanna BK, Nagendrappa G, Arun Kumar. Spectrophotometric determination of Donepezil in tablets. Journal of pharmaceutical and biomedical sciences 2010; 1(1):9-12.
11. Dharmaraj Santhosam S, Kannan S, Lakshmi Devi S. Development and validation of RP- HPLC method for estimation of Donepezil HCl from bulk and

marketed dosage forms. *J. Chem. Pharm. Res* 2010; 2(6):62-67.

12.Krishna Reddy NV, Phani RS, Ramesh Raju R. RP - HPLC Method development for analysis and assay Of Donepezil in formulation. *An International Journal of Advances in Pharmaceutical Sciences* 2010; 1 (1):100-103.

13.Ravi Kumar V, Chaitanya S, Sambasiva Rao A, Sreekiran M. Estimation of Donepezil hydrochloride by ion complex extractive spectrometry. *International Journal of Research in Pharmacy and Chemistry* 2011; 1(3):512-518.

14.Senthil Kumar T, Solairaj P, Thangathirupathi A. Analytical method development and validation of Donepezil hydrochloride Tablets by RPHPLC. *International Journal of Pharmacy and Pharmaceutical Sciences* 2011; 3(3):62- 65.

15.Anbarasi B, Prasanth K, Senthil Kumar N. Analytical Method Development and Validation of Donepezil Hydrochloride Tablets by RP-HPLC. *International Journal of Pharmacy Technology* 2011; 3(2):1988-2000.

16.Chhalotiya UK, Bhatt KK, Shah DA, Nagda CD. Liquid Chromatographic Method for the estimation

of Donepezil Hydrochloride in a Pharmaceutical Formulation. *International Journal of ChemTech Research* 2011; 3(1):112-118.

17.Jagadeeswaran Murugesan, Natesan Gopal, Muruganathan Gandhimathi. A validated HPTLC method for the determination of Donepezil in bulk and tablet dosage forms. *Urasian journal of analytical chemistry* 2011; 6(1):201-206.

18.Raghu Babu K, Mohan N, Kalyana Ramu B, Ramdas C, Rao MN. Development of new visible Spectrophotometric determination of Tiaprofenic acid in Bulk and Formulations. *Asian journal of Pharmaceutical and Clinical Research* 2013; 6(1):77-79.

19.Shreya Nayak, Sanjay Pai PN. Spectrophotometric determination of Balofloxacin by ion pair complexation reaction in the bulk and tablet dosage form. *Asian Journal of Pharmaceutical and Clinical Research* 2013; 6(4):22-24.

20.Validation of Analytical Procedures. Methodology. ICH Harmonised Tripartite Guidelines 1996; 1-8.