



THE STATUS OF HOUSING OF SLUMS IN KOTKAPURA CITY

Imrozpreet Singh

Research Scholar, Kurukshetra University Kurukshetra

Abstract

The housing status of slums in Kotkapura is very poor. They have not proper shelter for them. They live near the railway tracks and road banks in kaccha and semi kaccha houses. They are not able to fulfill their basic needs like food, cloths etc. The study emphasis about the sanitation conditions of slum clusters, the unhygienity prevail due to open urination and excretion. They have not able to access the basic household amenities.

Keywords: *Housing, Household Amenities, Slums, Kotkapura*



Scholarly Research Journal's is licensed Based on a work at www.srjis.com

Introduction

Slum population increasing day by day with process of urbanization in cities and towns, Urbanization is the back bone of slum population. Slums manifest the worst form of deprivation that transcends income poverty. They are characterized by acute over-crowding, insanitary, unhealthy and dehumanizing living conditions. They are subject to precarious land tenure, lack of access to basic minimum civic services such as safe drinking water, sanitation, storm drainage, solid waste management, internal and approach roads, street lighting, education and health care, and poor quality of shelter.

Slum Population simply refers to people living in slum areas below the poverty line. As India is still on the path of development, there is large number of people living below the poverty line. These people usually live in slum areas connected to the city. It has doubled in last two decades. According to last census in 2011, the slum-dwelling population of India had risen from 27.9 million in 1981 to 69.7 million in 2011.

Cities and towns of Punjab state are also face the problem of increasing slum population in urban areas like cities and town. The people of urban Punjab are still fighting for the basic facilities for living i.e. clean water, proper sanitation, electricity and shelter. All these problems are the common problems of the slum residents of major cities. These all problems are providing such an environment which increasing slum population.

The present study reveals that there are 6 main slum clusters in the kotkapura Town. These 6 clusters are distributing 1535 persons (including male, female, children). Slums in Kotkapura are suffering from basic amenities such as supply of drinking water, latrine facilities, drainage, internal roads, dilapidated huts or houses, disposal garbage, street lights and other health and hygienic conditions.

The aim of the study is also to examine slum areas and their living conditions, and finding out the most critical and problematic zone of the slums. Basic amenities available in the urban slum reveal the miserable living conditions of the slum dwellers. It measured through the availability of toilet, bathroom, drinking water facility, drainage, garbage disposal, electricity, cooking fuel etc. House constitutes the most vital aspect of the basic needs of man. Every individual needs to protect his life from thieves, flood etc. For this purpose proper house is necessary for everyone. On the basis of material used in walls and roofs, we classified all houses in to three categories, Pucca, Semi pucca and Kutcha.

Definition of Slum

According To Census Of India:- A compact area of at least 300 populations or about 60-70 households of poorly built congested tenements, in unhygienic environment usually with inadequate infrastructure and lacking in proper sanitary and drinking water facilities.

Review of Literature

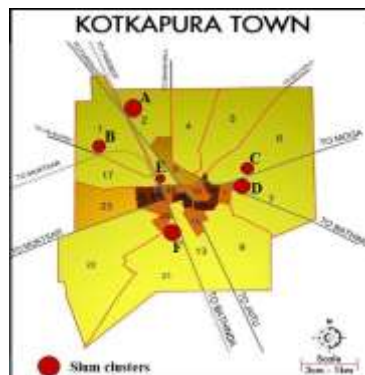
According to **Charles Stokes** “poor in slum lack ability”, the poor were motivated to migrate because of the wage differential between the urban and rural area. **De Souza** in his study pointed

Source of Data and Research Methodology

The Town of kotkapura has been conveniently divided into 23 wards. In all there are 6 slum clusters in the Town; from each cluster, 25 slums dwellers have been randomly selected for the purpose of the intensive Housing survey. Thus, an all 150 samples would be consulted for the collection of primary data. The study predominantly based on empirical investigation. The Primary data would be collected with the help of structured questionnaire (Schedule) for the randomly selected 150 sample households in six slum clusters. The secondary data would be collected from municipal council, kotkapura.

The broad objective of the study is to understand the Housing conditions of poor in slum areas of Kotkapura Town. In all there are 1550 slums in the Town; out of which 150 slums dwellers have been randomly selected based the concentration of Slum dwellers. Location of slums dwellers are shows in Map No. 2 six slums clusters of kotkapura Town.

Map no. 2 Locations of Slum clusters in Town



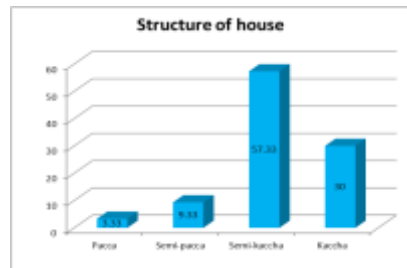
The Housing Conditions of Slum Dwellers In Kotkapura Town

Housing is one of the three basic needs of human life and an important indicator of social welfare. But, still, even after more than 64 years of Independence, majority of Indian people have been deprived of standard housing without access to basic minimum facilities of drinking water, lighting, sanitation and hygiene etc., which required urgent attention. Naik (1981) has defined that “house to a modern man is a comfortable shelter with all amenities and connivance of modern life and its surrounding would keep him healthy and cheerful throughout the year. It does not only provide shelter and security but also develops etiquettes and relationship with the family members”. The present study focuses on overall condition of household amenities of slum dwellers in kotkapura. For study of condition we take only some amenities of slum dwellings.

Type of House:

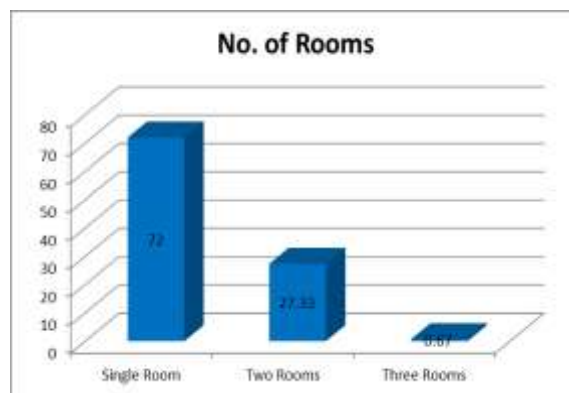
House structure of slum dwellers is representing in table 3.1. Large number of slum dwellers is living in unsafe dwellings. Only 3 percent of respondents are living in safe dwellings i.e pucca houses. About 9 percent of respondents are living in semi-pacca houses and 57.33 percent of respondents are living in semi-kuccha houses. The remaining 30 percent are taking shelter under kaccha houses. Pacca house represent roof, floor and wall build by permanent material like cement and burnt brick. Semi-pacca means out of three (floor, roof, wall) two of them are made of permanent material. Kaccca house means no wall, roof and floor build by permanent materiel. Kacca house refer to house made of bamboo, plastic, mud, firewood materials.

Fig. No. 3.1 Type of House of Sample Respondents



Number of Rooms: The number of rooms in sample households is presented in table 3.2. The data makes it clear that in large number of slum households only one room is there. Nearly 72 percent of sample households have only single room. In 27.33 percent of sample households, there are 2 rooms. Nearly 0.67 percent households have three rooms. Only one household out of 300 sample households is having three rooms. During field survey it is learnt that this household members purchased a neighboring house from their relatives recently.

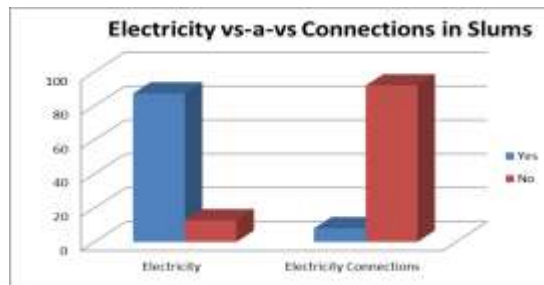
Fig. No. 3.2 Number of Rooms in Sample Households



Electricity in Sample Households:

The basic facilities like electricity and electric connection is presented in table 3.3. About 87.33 percent sample slum households were electrified and the remaining 12.67 slum dwellers are not electrified. About 8 percent are using electricity in the legal way. Other 92 percent are not obeying the laws. Mostly of slum dwellers are using kundi-connections for lightning in their houses.

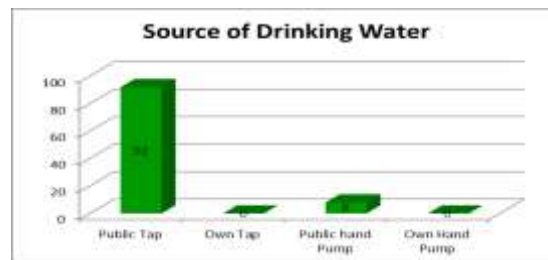
Fig. No. 3.3 Electricity in the Dwellings Sample Slum Dwellers



Source of Drinking Water:

The source of drinking water for sample respondent households is presented in table 3.4. Near about 92 percent of sample households are depending on public tap for drinking water. No any single slum dwellers have tap connection in the house. Nearly 8 percent of households using public hand pump as the source of drinking water. No any single house have their own hand pump.

Fig. No. 3.4 Source of Drinking Water for Sample Respondent Households



Kitchen Facility:


The pattern of kitchen facility in house/Slum shows in Table and Fig No 3.5 that dwellers have 56 per cent of sampled households with this indoor kitchen facility. But that is also not a good sign because indoor kitchen is also lies in bedroom not as a separate kitchen. On the other side 44 percent slum dwellers have open space kitchen.

Fig. no 3.5 Kitchen facility location of slum dwellers



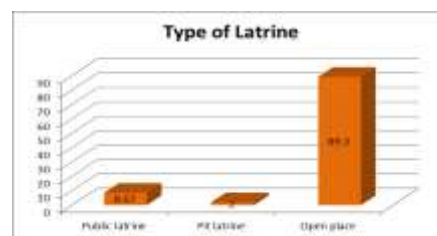
Cooking Fuel: The source of cooking fuel in sample respondent households is given in table 3.6. As data shows that the only 1.33 percent using liquefied petroleum Gas (LPG). 10 percent of sample households are depending on kerosene for cooking. Nearly 30.67 percent households are depending on firewood for cooking. Mostly 58 percent of total sample slum dwellers are using cow dung cake for cooking. Female of slum dwellers collect cow dung cake from surrounding areas.

Fig. no. 3.6 Source of Fuel for Cooking in Sample Households



Type of Latrine: The type of latrine using by slum dwellers households is given in table 3.7. The data makes it clear that 89.3 percent of slum dwellers using open space for toilet purposes. There are only 8.67 percent households utilizing public latrine and Remaining 2 percent utilizing pit latrine. Open space latrine which they use is totally non-sanitary and un-hygienic latrine system.

Fig. No 3.7 Type of Latrine using by non-Sanitary Latrine

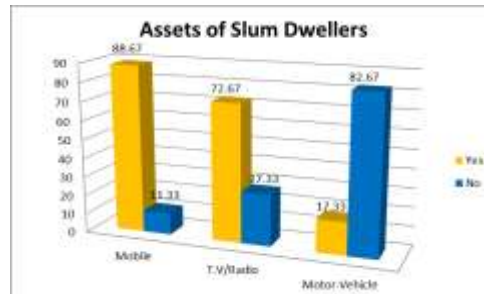


Households Assets of Slum Dwellers:

Although Slum dwellers live under the poverty line but some slum dwellers have good assets facilities for better life like mobile phone, television radio and also motor-vehicle etc. Data collected from sample respondents is given in table 3.8. Highest percentage of respondents is

possessing mobile phone and television or radio. About 88.67 percent of sample respondents have mobile phones and the remaining have no mobile phone. Nearly 72.67 percent of respondents are assessing either television or radio. 17.33 percent slum dwellers are also having motor-vehicle, who are belongs to Rajasthan state.

Fig. No 3.8 Some Assets of Slum Dwellers Mobile and, TV/Radio by Sample Respondents



Conclusion

The Housing conditions of the sample slum dwellers reveals that most of them have come from downtrodden sections of the society. The poor economic status is the main reason for staying in slums. Most of the slum dwellers are living in single room houses. This is leading for lack of privacy for parents and the children are exposed to sexual attractions at the tender age itself.

The problem of slum dwellers are same like as all over India, socio economic condition of slum dwellers of kotkapura Town is clearly define in present study. Mostly slum dwellers migrate from Bihar and Uttar Pradesh because there is so much unemployment in these states. So for the fulfilled the basic needs they migrate to Punjab and in this Town. Here they are also unemployed, they live near the railway tracks and road banks in kaccha and semi kaccha houses. And interesting fact is that majority of respondents are live for above years long time period. Annual income is not so much high. They have no money for saving, because they just fulfill their basic needs like food, cloths etc.

Housing condition of slum dwellers is also not so good. Fig and tables reveals that the above 85 percent slum population lives in kaccha house and semi kaccha house. Whom is built by thatched, mud and un-burnt bricks, plastic, bamboos and other temporary materials. It's also clearly observed by captured images. About $\frac{3}{4}$ part of total sampled slum dwellers are single room with more than six members in the family. Source of drinking water is also limited and un-accessible only Public tap and hand pump is the main source of water. They have any other

source of water. Majority of slums are using electricity with illegal connections; ‘Kundi System’. Almost all the slum people have their own kitchen; the figure to indoor and open kitchen is 56 and 44 respectively. Next, from the observations it is obvious that cow dung cake is the major source of fuel followed by firewood for cooking purposes. Now talking about the sanitation conditions of slum clusters, the unhygienicity prevail due to open urination and excretion. But they have good personal assets like mobile, TV/Radio and motor-vehicle etc.

In the last, all over conditions of slums have very poor. There is not proper shelter for them. There is also lack of basic amenities in the slums. Some lack in drinking water, sewage system, latrine system and other unhygienic conditions are prevailing in these slum clusters.

Captured Pictures During Survey



References

- Andrea Menefee Singh and De Souza, *The Urban Poor*, Manohar, New Delhi 1980, p. 122.
- Biswaroop Das, “Slum Dwellers in Indian Cities: A Case Study of Surat”, *Man and Development*, Vol. XXI, No. 3, Sep 1999, pp. 92-142.
- Charles Stokes, “A Theory of Slums”, *Land Economics*, Vol. 38, No 3, 1962 pp.256-276.
- Desai A.R. and S.EW Pillai, 1970. *Slums and Urbanization*, Bombay, Popular Prakashan.
- D.S.Thakur, “Estimation of Poverty in India-An Empirical Investigation”, *Margin*, Vol. 18, No.4, Oct-Dec 1986, pp. 66-80.

- Ford James, 1936. *Slums and Housing: History Candidates Policy*, Cambridge, Harward University Press.
- K. Sivarama Krishna, "The Slum Improvement Programme in Calcutta: The Role of *CMDA*", *Social Action*, Vol. 27, No. 3, 1977, p. 297.
- Paul D. Wiebe, *Social Life in an Indian Slum*, Vikash Publishing House, Delhi, 1975.
- P. Dubey and Ranjay Vardhan, "Socio-Economic Profile of Slum Dwellers in Chandigarh", *Man and Development*, Vol. XXI, No.3, Sep 1999, pp. 125-143.
- Rama Arankannal, "Socio-Economic Survey of Madras Slums", Tamil Nadu Slum Clearance Board, Madras, 1976, pp. 24-25.
- Thakur R.N. and M.S. Dhadave, 1987, 'slum and Social System'. New Delhi, Archives Publishers.
- T.K. Majumdar "The Urban Poor and Social Change: A Study of Squatter Settlements in Delhi", *Social Action*, No. 27(3), 1979, p. 225.
- Venkatarayappa K.N., *Slums- A Study in Urban problems*, New Delhi, Stefling Publishers Pvt. Ltd.
- Vishwa Mittar, "Income Distribution and Poverty in the Urban Informal Sector", *Margin*, Vol. 18, No.2, Jan-Mar 1986, pp. 29-41.
- Victor S. De Souza, *Social Structure of a Planned Town - Chandigarh*, Orient Longmans Ltd., Bombay, 1968.