

HISTORICAL REVIEW

JOSEPH-PIERRE ÉLÉONORD PÉTREQUIN (1809-1876), THE MAJESTIC FRENCH SURGEON WHO INTRODUCED THE CONCEPT OF SURGICAL ANATOMY

Gregory TSOUCALAS^{1,2✉}, Eleni PANAGOULI³, Konstantinos LAIOS⁴,
Marianna KARAMANOU^{2,4,5}, Theodoros PAPAIOANNOU⁶, Alike FISKA¹,
George ANDROUTSOS^{2,7}, Panagiotis SKANDALAKIS³

¹ History of Medicine, Anatomy Department, Democritus University of Thrace, Alexandroupolis, Greece

² University Institute of History of Medicine, Faculty of Medicine, Claude Bernard University Lyon-1, Lyon, France

³ Anatomy Department, Medical School, National and Kapodistrian University of Athens, Athens, Greece

⁴ History of Medicine, University of Crete, Heraklion, Greece

⁵ Institute of History of Medicine and Public Health, Medical School, University of Lausanne, Lausanne, Switzerland

⁶ Biomedical Engineering Unit, 1st Department of Cardiology, Hippokration Hospital, Medical School, National and Kapodistrian University of Athens, Athens, Greece

⁷ History of Medicine, The Biomedical Research Foundation of the Academy of Athens, Athens, Greece

Received 07 Jan 2019, Accepted 24 Febr 2019

<https://doi.org/10.31688/ABMU.2019.54.1.24>

ABSTRACT

Pétrequin was a French surgeon born in the town of Villeurbanne, near the city of Lyon. He lived in an era when surgery was evolving towards a more complex and modern specialty. His magnificent career was shared between surgical pathology and history of surgery. His two most significant works were „Traité d’anatomie médico-chirurgicale et topographique“ (An Assay of Medical and Surgical Anatomy and Topography) and „La chirurgie d’Hippocrate“ (The Surgery of Hippocrates). Having realized the need for surgery to be combined with anatomy, he was the scholar who introduced the concept of surgical anatomy. His innovations, travels and publications won him

RÉSUMÉ

Joseph-Pierre Éléonord Pétrequin (1809-1876), le majestueux chirurgien Français qui a introduit le concept d’Anatomie Chirurgicale

Joseph-Pierre Éléonord Pétrequin était un chirurgien Français né à Villeurbanne, près la ville de Lyon. Il a vécu dans une époque où la chirurgie évoluait vers une spécialité plus complexe et moderne. Sa carrière magnifique a été partagée entre la pathologie chirurgicale et l’histoire de la chirurgie. Ses deux travaux les plus significatifs sont intitulés «Traité d’anatomie médico-chirurgicale et topographique» et «La chirurgie d’Hippocrate». Ayant compris la nécessité de combiner

✉ Address for correspondence:

Gregory TSOUCALAS
History of Medicine, Anatomy Department, Democritus University of Thrace,
Alexandroupolis, Greece
Address: Ierolohiton 155, Agjoi Anargyroi 38334, Volos, Greece
Email: gregorytsoucalas@yahoo.gr; Phone 00306945298205

a series of nominations and a place among the greatest European surgeons and philosophers of all times.

Keywords: Joseph-Pierre Éléonord Pétrequin, French surgery, surgical pathology, surgical anatomy, history of surgery, Lyon.

INTRODUCTION

When someone describes an important medical figure, he is usually narrating his significant contributions. However, in the case of our man, innovation became synonym with Joseph-Pierre Éléonord Pétrequin (Figure 1), the pioneering surgeon from Lyon. Pétrequin lived in the 19th century when advances in science marked the beginning of modern surgery.

In the 19th century, surgery was blooming, witnessing a complete transformation in surgical techniques, finding its path to a modern era with the help of an improved anesthesia, antiseptic protocols, and new apparatus and equipment in medicine's service¹. Surgery was defined since its birth as a branch for physicians to cure by means of bodily invasion. Pétrequin recognized the brutality and risks of opening a living person's body and dedicated his whole life to studying and exploring methods to minimize the invasiveness of surgical procedures, to alleviate pain and shorten the time in operating rooms².

la chirurgie avec l'anatomie, il fut l'érudit qui introduisit le concept d'anatomie chirurgicale. Ses innovations, voyages et publications lui ont valu une série de nominations et une place parmi les plus grands chirurgiens et philosophes Européens de tous les temps.

Mots-clés: Joseph-Pierre Éléonord Pétrequin, chirurgie Française, pathologie chirurgicale, anatomie chirurgicale, histoire de la chirurgie, Lyon.

Our study endeavors to bring in light an unappreciated surgeon, a neglected physician, who managed with his work to set the foundations of modern surgery and to permanently unite it with anatomy under the term „Surgical Anatomy“. A thorough search was conducted in the Google Books database, with his name as a key term (in French- Pétrequin and in English- Petrequin). Moreover, a series of obituaries and treatises from the Library of the Medical School of Lyon were used for his biography to be composed.

PÉTREQUIN'S BIOGRAPHY AND PUBLICATIONS

Pétrequin was born on 26th of June 1809 (or 5th of June 1810) in the town of Villeurbanne near the French city of Lyon, a city with one of the most distinguished medical schools in Europe. His secondary studies were mostly based on the literature and ancient languages. After obtaining his bachelor of arts, literature and sciences, he began his medical studies in Lyon. He was admitted to an internship in Paris in 1829, commissioned to it though two years later, in




Figure 1. Joseph-Pierre-Éléonord Pétrequin (1809-1876), portrait from the «Académie des Sciences, Belles-lettres et Arts» of Lyon.



Figure 2. Hôtel-Dieu de Lyon Hospital, engraving, 19th century, artist unknown.

1831. He received his diploma in medicine in August 1835 in Paris, where he stayed to improve his skills in the service of the great medical masters and in particular in the service of Alfred Velpeau at the Pitié. In April 1837 he achieved to finish his doctorship in the Hôtel-Dieu de Lyon Hospital (Figure 2), becoming a surgeon-major in January 1844. At the same period, from November 1843, he was appointed as an assistant professor of the surgical clinic. Practicing more than 2000 surgical operations and introducing new techniques he had received the gold medal of the Society of Medicine of Bordeaux in 1844. In 1854, he was appointed as a Professor of Surgical Pathology and Operative Medicine, a position he held until 1873. Due to his academic career, he raised to the rank of Knight of the Legion of Honour in August 1855. He was the one who started a noble cause to transform the preclinical school of Lyon into a separate medical faculty of full potential²⁻⁵.

In 1852, Pétrequin had been elected as a member of both the Academy of Sciences, Literature and

Arts of Lyon, of which he became a president in 1859, and of Savoy. In 1862, he had been elected president of the National Society of Medicine and Medical Sciences of Lyon and an honorary member of the Belgian Royal Academy of Medicine of Belgium, a member of the National Academy of Surgery²⁻⁴.

Pétrequin was married in 1849 to Adélaïde Sargnon, having two children, Louis-Éléonor (1810-1877) and Jeanne (1851-1877). He died in June the 2nd 1876 in his property of Fontaines-sur-Saône, being buried in Lyon's cemetery. After his death, he was highly celebrated among Lyon's medical societies, a tribute to his achievements³⁻⁴.

A plethora of works, treatises and paper publications were published by Pétrequin. A series of scientific manuscripts were composed during his career, focused on public health and hygiene and mainly on surgery (Table 1). Those concerning surgical procedures or case reports stigmatized the nomenclature among surgeons as they contained detailed anatomic descriptions even in their titles, with an emphasis in

Table 1. Medical publications, treatises, works and lectures during Pétrequin's career.

No	Title	Publisher	Year
1	Recherche sur le traitement qui convient à la galactirrhée. Bulletin de thérapeutique (Research on the treatment that is suitable for galactirrhoea)	Bulletin de Thérapeutique	1836
2	Expériences comparatives sur l'emploi thérapeutique de la créosote et de l'eau de goudron dans le catarrhe pulmonaire chronique et dans la phthisie à divers degrés (Comparative Experiments on the Therapeutic Use of Creosote and Tar Water in Chronic Pulmonary Catarrh and Phthisis to varying degrees)	Gazette Médicale de Paris	1836
3	Recherches sur un nouveau procédé pour obtenir la cure médicale de la fistule lacrymale (Research on a new process to obtain a medical cure for lacrimal fistula)	Bulletin de Thérapeutique	1836
4	Etudes sur les luxations scapulo-humérales (Studies on scapulothoracic dislocations)	Gazette Médicale de Paris	1837
5	Considérations pratiques sur les doctrines des écoles de France et d'Italie, sur le réunion des plaies (Practical considerations on the doctrines of the schools of France and Italy, on the meeting of wounds)	Bulletin Général de Thérapeutique	1837
6	Mémoire pour servir à l'histoire des résections du membre inférieur, ou Considérations chirurgicales sur quelques nouveaux cas de résections pratiquées, soit dans la contiguité, soit dans la continuité des os (Memory for use in the history of resections of the lower limb, or Surgical considerations on some new cases of resections practiced, either in the contiguity or in the continuity of the bones)	Gazette Médicale de Paris	1837
7	Mémoire sur quelques cas remarquables d'anomalies organiques, pour servir à l'histoire de l'organo-génésie chez l'homme, avec des applications à la pathologie (Memory on some remarkable cases of organic abnormalities, to serve the history of organo-genesis in humans, with applications to pathology)	Gazette Médicale de Paris	1837
8	Sur quelques points de la physiologie du cervelet et de la moëlle épinière (On some points of the physiology of the cerebellum and the spinal cord)	Mémoires de la Société de Médecine de Gand	1837
9	Comentarii di medicina; opera periodica (Medical commentaries)	Tipographia della Minerva	1837
10	Les avantages de l'opium dans les perforation spontanées de l'appendiciceilo-coecale (Advantages of opium in the spontaneous perforation of the appendiciceileo-coecale)	Gazette Médicale de Paris	1837
*	Those are his first 10 works. For further information until 1875 please see References 6-96		

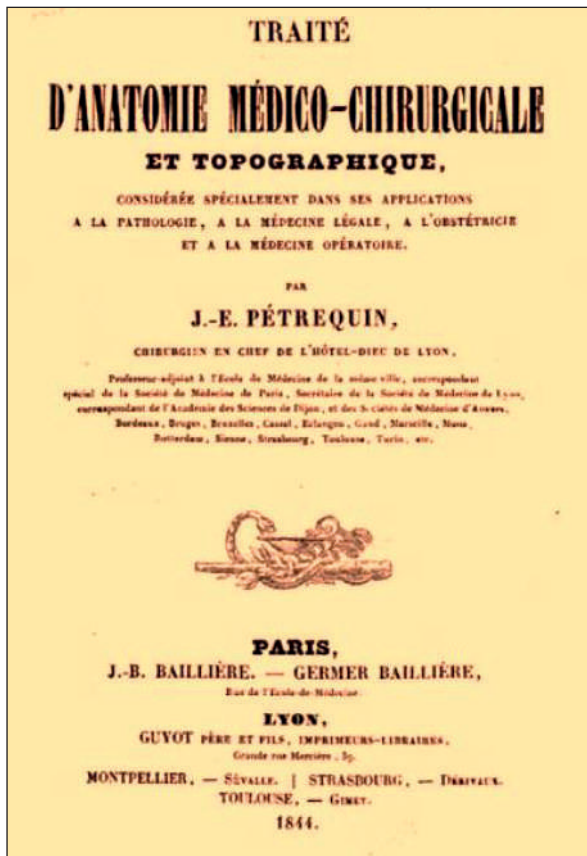


Figure 3. Pétrequin's work «Traité d'anatomie médico-chirurgicale et topographique», 1844, Paris.




Figure 4. Pétrequin's work «La chirurgie d'Hippocrate», 1877, Paris.

topographic anatomy. Among his work stands his masterpiece „Traité d'anatomie médico-chirurgicale et topographique“ (An Assay of Medical and Surgical Anatomy and Topography) (Figure 3), which was published soon after his doctorship in 1844 by Baillière in Paris, followed by several translated editions all over Europe^{4,5}. Despite his youth, Pétrequin, succeeded in composing a significant surgical and anatomical textbook for all surgeons of the era. His magnitude was recognized and testified by the plethora of his treatises and re-publications which followed in France and abroad for more than 40 years^{6,96}.

Apart from Pétrequin's pure interest towards surgery, he managed through the years to establish a strong connection with the history of medicine both French and ancient Greek. A succession of historical papers (Table 2), concerning again mainly surgery⁹⁷⁻¹¹⁵, placed him among the most important French historians of his time¹¹⁶. With his steady outflow of serious investigation in the Hippocratic history of medicine, Pétrequin, became one of the most able writers on the surgery of the Hippocratic period¹¹⁷. In his monumental work „La chirurgie d'Hippocrate“ (The Surgery of Hippocrates) (Figure 4), a 2 volumes, 1200 pages book, Pétrequin

demonstrated that Hippocrates was not only a great symptomatologist, but also a momentous surgeon whose observations and surgical techniques had been unjustly neglected^{4,6,115}.

From the early 15th century, physicians abandoned the Hippocratic medicine believing that although it was progressive in its era, it was actually a result based upon medico-philosophical concepts. Pétrequin was one of the most scholarly physicians of his time with a huge scientific work principally in surgery and topographic anatomy. His esteemed personality made easier for the medical community to accept the re-introducing of the Hippocratic views. The idea was first introduced by the great medico-philologists Emile Littré (1801-1881) and Charles Daremberg (1817-1872), so that the opposition of the medical societies to have been smoothed greatly¹¹⁸. Around 1870 Pétrequin, with his French translation of the surgical writings of Hippocrates, stated that he considered „Hippocrates, as far as fractures and dislocations of the lower arm are concerned, to be more complete than Alexis Boyer (1757-1833), and as far as congenital dislocations are concerned, richer than Guillaume Dupuytren (1777-1835)“. Hippocratic surgery, revealed, explained and compared with modern

Table 2. Historical and philological publications, treatises, works and lectures during Pétrequin's career

No	Title	Publisher	Year
1	Découverte d'un manuscrit de Pétrone à Trau, en 1663 (Discovery of a manuscript of Petronius in Trau, in 1663)	L Boitel	1835
2	Histoire d'un voyage médico-chirurgical en Italie (History of a medical-surgical trip to Italy)	Gazette Médicale de Paris	1837-1838
3	Recherches pour servir à l'histoire générale de la grippe de 1837 en France et en Italie (Research to serve the general history of the 1837 flu in France and Italy)	Gazette Médicale de Paris	1838
4	Mélanges de chirurgie, ou Histoire médico-chirurgicale de l'Hôtel-Dieu de Lyon, depuis sa fondation jusqu'à nos jours, avec l'histoire spéciale de la syphilis dans cet hospice (Blend stories of surgery, or Medico-surgical history of the Hôtel-Dieu de Lyon, from its founding to the present day, with the special history of syphilis in this hospice)	J-B Baillière	1845
5	Chirurgie d'Hippocrate. Recherches historiques sur l'origine du Traité du médecin (Hippocratic Surgery. Historical research on the origin of the Treatise of the physician)	H-V de Sercy	1847
6	Clinique chirurgicale de l'Hôtel-Dieu de Lyon, ou compte rendu de la pratique chirurgicale de cet hôpital pendant six années (Surgical clinic of the Hôtel-Dieu de Lyon, or report of the surgical practice of this hospital during a six year period)	J-B Baillière & Germer Baillière	1850
7	Essai sur l'histoire de la chirurgie à Lyon (Essay on the history of surgery in Lyon)	Séance publique	1856
8	Fragment sur l'histoire de la littérature médicale au moyen âge, Poema medicum (Fragment on the history of medieval medical literature, Poema medicum)	Aimé Vingtrinie	1857
9	Etudes médicales, historiques et critiques sur les médecins de l'Antiquité (Medical, Historical and Critical Studies of Ancient Physicians)	Aimé Vingtrinie	1858
10	Aperçu historique sur l'enseignement médical à Lyon: depuis la restauration des lettres par Charlemagne (Historical overview of medical education in Lyon: since the restoration of letters by Charlemagne)	Adrien Delahaye	1864
*	Those are his first 10 works. For further information until 1877 please see References 97-115		

techniques, re-emerged and re-entered into the daily surgical practice of the 19th century in France¹⁹.

However, his greatest contribution was to be understood eons later. Besides his great innovations in surgery, his advancements in anesthesia, his fruitful proposals concerning public health, his thought which stigmatized science was his prelude in surgical anatomy. An ancient concept of a necessary practical reconciliation between surgery and anatomy, brought in vogue to revolutionize education and determine skillful surgeons¹²⁰.

ACHIEVEMENTS TOWARDS A NEW ERA OF SURGERY

Pétrequin with continuous waves of important publications accomplished to register a steady stream of seminal breakthroughs in surgery (Figure 5). Hardly a tranquil person, he visited Italy, not as a tourist, but visiting with great interest universities, and hospitals to acquire knowledge and skills from the peninsula which gave birth to modern anatomy. His frequent travels around France were also for him a routine. During his career, he did not escape one

day from his scrupulous regularity in making the current, due to his feverish eagerness to seek the new⁴.

Pétrequin composed a series of treatises on the foreign bodies introduced into the digestive tract, on a process for amputation of the penis, on ways for ligation of the axillary and ischiatic arteries, on glossotomy, on resection of the lower extremity, on the cerebellum and the spinal cord, on the restoration of the rectovaginal septum, on the perineal cystotomy to extract voluminous calculi and on lithotripsy^{4,12,29,32}. Apart from his announcements, he had introduced a plethora of surgical innovations⁴. His work on the restoration of the face tissues after traumas or tumors was of great importance. Pétrequin visited Joseph Gensoul's (1797-1868) surgical clinic to learn from the best and to operate with him^{4,121-122}. A new process of cirsocele, a new lithotome and a new apparatus for metacarpal fractures were initiated in surgical practice due to his efforts^{4,40,45}. Due to his affection towards ancient Greek nomenclature, when all anatomic terms should have been accurate, and the 14th century trend of term combination with Latin and ancient Greek words, he had introduced a

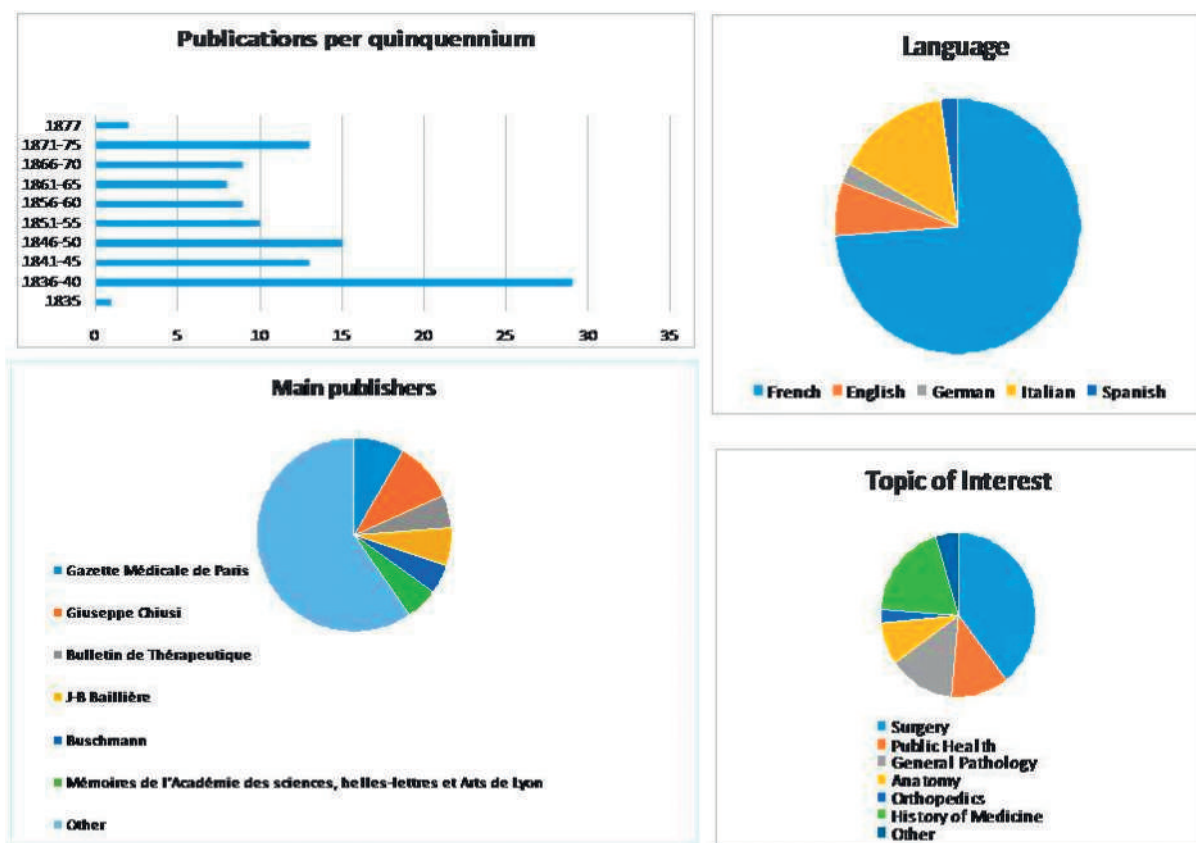


Figure 5. Pétrequin's statistics concerning his work in total.

new terminology¹²³⁻¹²⁴. Thus, for strabismus, he had proposed the term „ophthalmokopie“, from the Greek word for the eye (Greek: οφθαλμός, ophthalmos) and the word for fatigue and toil (Greek: κόπος, kopos)²². In his essay for a new operation for the restoration of the perineum, he suggested the term perinorrhaphy from the Latin word perineum and the Greek word for sewing „rhapsia“ (Greek: ραφή, raphē)⁴³.

Another field where the pioneer French surgeon contributed greatly was the eye surgery. Pétrequin realized that ophthalmology was at his era included, even lost, in the teaching of general surgery. This meant that in general diagnosis and treatment of eye diseases were somewhat neglected. Thus, he suggested the use of thorough ophthalmoscopy, he had studied methods of treatment on the adhesions of the palpebral conjunctiva of the eyelid to the bulbar conjunctiva of the eyeball and proposed a new surgical technique for the eye tumors and ophthalmic dyscrasias (Greek: δυσκρασία, the state of abnormal condition). He annotated in the term of amauroses (mauro, Greek: μαύρο, the word for the black colour in Greek), the partial or total loss of sight without pathology of the eye, being the first to propose that it was not the powerless state of the sub-inflammatory irritated optic nerve which was to be treated, but the

sanguine-congested condition of the optic apparatus in some cases, or its anaemic state in others. He was also the first to introduce a classification for eye tumours and tumour-like bodies, dividing these bodies into three categories, those which were arrested on the surface of the eye, those which became embedded in the cornea, and those which perforating the cornea, penetrated more or less deeply into the chambers of the eye^{22,125}.

Aneurysms presented in Pétrequin's era a fatal condition. Surgical intervention was usually an unsuccessful effort to save the patient. He had however proposed an innovative method to treat this entity, a direct application of galvano-puncture for the concentrated blood to be coagulated so that a massive hemorrhage to be avoided. This was not always a successful attempt, but he had mentioned some cases of adequate and promising results^{46-48, 53, 67-68}.

In the 19th century both chloroform and ether were in use for anesthesia in the operating theatres all around Europe and America. However, during the eighteen-fifties and sixties, there was a strong belief that chloroform was the most important anesthetic agent yet to be discovered. Nevertheless, in France, Pétrequin as the senior surgeon of the Hôtel-Dieu de Lyon Hospital, and a few of his colleagues and pupils

were the first to dissociate themselves from this opinion. He himself returned to the exclusive use of sulphuric ether in 1849, but it was 1855 before the majority of surgeons in Lyon's area to likewise return to its use, leading globally the way of the international surgical societies^{82,126}.

FROM SURGICAL PATHOLOGY TO SURGICAL ANATOMY

The work of Pétrequin was characterized by the use of anatomic terms to describe every area and substance of the human body, every physiological procedure, and every surgical intervention. On one hand, in every treatise he gave a thorough analysis of diseased which was to be confronted, a full cluster of its symptoms, he introduced new classifications and engraved new innovative paths of surgical operations, combining surgery with pathology. On the other hand, anatomy was for him the essential ingredient for a felicitous surgeon. Being a votarist of the Hippocratic School on the matter of a detailed anatomic description, he had always tried to give the most possible accurate delineation, combining surgery with anatomy and more precisely with topographic anatomy (Greek: *τοπογραφική* from the words „τοπος“-*τόπος* meaning a specific place and „γραφο“-*γράφω* meaning to write). His „anatomism“ was destined to change surgery as it was. The crucial spark of transformation, the moment that changed not just the future of surgery but of medicine as a whole, was the publication of his masterpiece „Traité d'anatomie médico-chirurgicale et topographique“, which was translated in three languages and became classical in Italy, Spain and Germany^{42, 120}.

Pétrequin was a member of the Medical School of Lyon from the beginning of its reformation in 1842, having thus a key role for the designing of the school's curriculum. Being firstly professor of the clinical surgery. In 1854 he was nominated as a professor of surgical pathology and operative medicine connecting in a way pathology with surgery. But this was not enough in his thoughts. According to his opinion, anatomy should have been emerged from preclinical studies and transformed in a precise topographic description with a higher impact in surgery to exalt every surgical operation. The era of the „Surgical anatomy“ began in Lyon, by Pétrequin, to alter all known until then approaches¹²⁰.

EPILOGUE

An artist, a philosopher, a scholar, a hygienist, a pathologist, a surgeon, an anatomist, Pétrequin had just triumphed and was highly celebrated, gaining a series of scientific titles. Almost all major

international journals of his era had tributes for each one of his publications¹²⁷⁻¹³¹, while researchers two centuries after his death continue to cite his work¹³²⁻¹³⁴. His actions and reactions, his travels, his concern about the public health, his surgical skill, his love for the history of surgery won him more admiration than sympathy. With his ethos of radical action and perfectionist refinement, he defined much of the medical culture in the eve of modern surgery, and anatomy shone once more among surgeons¹³⁵.

Compliance with Ethics Requirements:

„The authors declare no conflict of interest regarding this article“

REFERENCES

- Gawande A. Two Hundred Years of Surgery. *N Engl J Med* 2012; 366:1716-1723.
- Bouchet A. *La Médecine à Lyon*. Lyon, Editions Hervas, 1987.
- Guiart J. *Joseph Pierre Eléonore Pétrequin, Biographies médicales*. Paris, Baillière et fils, 1937.
- Diday P. *Notice Historique sur le dr Joseph Pierre Pétrequin*. Lyon, Association Typographique, 1878.
- Fournier YP. *La chirurgie à Lyon: Les chirurgiens majors de l'Hôtel-Dieu de 1788 à 1913*. Thèse, Université Claude Bernard Lyon I Faculté de Médecine Lyon Nord, 2005.
- Joseph Pierre Pétrequin. *Comité des travaux historiques et scientifiques, Institut rattaché à l'École nationale des chartes. Académie des sciences, belles-lettres et arts de Savoie*. Accessed April the 4th, 2018.
- Pétrequin JPE. *Recherche sur le traitement qui convient à la galactorrhée*. *Bulletin de Thérapeutique* 1836; Janvier 15.
- Pétrequin JPE. *Expériences comparatives sur l'emploi thérapeutique de la créosote et de l'eau de goudron dans le catarrhe pulmonaire chronique et dans la phthisie à divers degrés*. *Gazette médicale de Paris* 1836;4:705-711.
- Pétrequin JPE. *Recherches sur un nouveau procédé pour obtenir la cure médicale de la fistule lacrymale*. *Bulletin de Thérapeutique*, 30 Janvier, 1836.
- Pétrequin JPE. *Etudes sur les luxations scapulo-humérales*. *Gazette Médicale de Paris* 20 Mai 1837;20.
- Pétrequin JPE. *Considérations pratiques sur les doctrines des écoles de France et d'Italie, sur la réunion des plaies*. *Bulletin général de thérapeutique médicale, chirurgicale, obstétricale et pharmaceutique* 1837;25(13):333-340.
- Pétrequin JPE. *Mémoire pour servir à l'histoire des résections du membre inférieur, ou Considérations chirurgicales sur quelques nouveaux cas de résections pratiquées, soit dans la contiguité, soit dans la continuité des os*. *Gazette médicale de Paris* 1837;5-8:35-38.
- Pétrequin JPE. *Mémoire sur quelques cas remarquables d'anomalies organiques, pour servir à l'histoire de l'organo-génésie chez l'homme, avec des applications à la pathologie*. *Gazette médicale de Paris* 1837;5:195-200.
- Pétrequin JPE. *Sur quelques points de la physiologie du cervelet et de la moëlle épinière*. *Mémoires de la Société de médecine de Gand* 1837;3-4.

15. Spongia GF. *Comentarii di medicina; opera periodica*, Volume 4. Padova, Tipogr. della Minerva, 1837.
16. Pétrequin JPE. Les avantagés de l'opium dans les perforations spontanées de l'appendicite iléo-coecale. *Gazette médicale de Paris* 1837;5:438.
17. Pétrequin JPE. *Recherches d'anatomie pathologie sur la nature du ptérygion*. Lyon, Gand F et E. Gyselynck, 1838.
18. Pétrequin JPE. Histoire d'un cas remarquable de nécrose du frontal, suivie de quelques considérations sur la mortification des os du crâne. Lyon, Éverat imprimeur, 1838.
19. Pétrequin JPE. Recherches sur les usages de la capsule dite de Glisson. *Annales de la Société de médecine de Gand* 1838:15-38.
20. Pétrequin JPE. Notes sur quelques nouveaux procédés chirurgicaux. *Bulletin général de thérapeutique médicale et chirurgicale* 1838;14:104-108.
21. Pétrequin JPE. Nouvelles remarques sur l'opération de la cataracte par abaissement. Lyon, Imprimerie de Alp. Deghistelle, 1838.
22. Pétrequin JPE. *Revue ophthalmologique de l'Hôtel-Dieu de Lyon*. Paris, Imprimerie de Félix Malteste et Cie, 1838.
23. Pétrequin JPE. Frammenti di fisiologia. *Giornale de'letterati di Pisa* 1838;102:1-16.
24. Pétrequin JPE. On Artificial auscultation. In: *Revue Medical* 1838;3. *British and Foreign Medical Review* 1838;6-11:532-533.
25. Pétrequin JPE. Note sur l'usage des eaux minérales de Plombières dans les maladies des yeux. *Annales d'oculistique* 1839;2-3:22-31.
26. Pétrequin JPE. Memoria sull'estirpazione dell'occhio. *Giornale de'letterati di Pisa*. 1839;105.
27. Pétrequin JPE. Utility of Nux Vomica in various forms of paralysis. *The Medico-surgical Review and Journal of Medical Science* 1839;35:217-219.
28. Pétrequin JPE. Etudes sur les maladies des organes des sens. Lyon, Gand F et E. Gyselynck, 1840.
29. Pétrequin JPE. De la restauration du périnée et de la cloison recto-vaginale. *Gazette Médicale de Paris* 1840.
30. Diday P, Pétrequin JPE. Mémoire sur une nouvelle espèce de voix chantée, extrait de la *Gazette Médicale de Paris*. Imprimerie Malteste, Paris 1840;11(52):817-822.
31. Pétrequin JPE. Nouvelles recherches sur l'action thérapeutique de la noix vomique et de ses préparations dans les affections paralytiques. Paris, Imprimerie Malteste, 1840.
32. Pétrequin JPE. Mémoires et observations médico-chirurgicales sur quelques maladies du tube digestif, perforations spontanées, invaginations, hernies, corps étrangers, avec des applications à la médecine légale. *Archives de la médecine Belge* 1840;1:422-458.
33. Pétrequin JPE. Corps étrangers introduits dans les voies digestives et sortis à la périphérie des corps. *Annales de la Société des Sciences Médicale et Naturelles de Bruxelles* 1840.
34. Pétrequin JPE. Merkwürdiger Fall von Gynäkomastie. *Medicinische Jahrbücher des kaiserl.-königl. österreichischen Staates* 1840:144.
35. Pétrequin JPE. *Traité pratique de l'amaurose ou goutte sereine*. Paris & Lyon, J-B Baillière, 1841.
36. Pétrequin JPE. Recherches sur quelques variétés de bégaiement et sur un nouveau procédé opératoire. *Bulletin général de thérapeutique* 1841;25(20):359-365.
37. Pétrequin JPE. Recherches cliniques sur la diagnostique différentiel et de la thérapeutique spéciale de la surdit . *Bulletin de la société de médecine de Gand* 1841:15-16. (Correspondance)
38. Pétrequin JPE. De la restauration du périnée. *Bulletin de l'Académie de médecine* 1841;6:359. (Correspondance)
39. Pétrequin JPE. Note sur un cas remarquable d'extraction d'une longue épingle à grosse tête introduite dans la vésie, et note sur l'extraction d'un sou double profondément engagé dans l'oesophage. Lyon, Imprimerie de Marle Ainé, 1842.
40. Pétrequin JPE. Description d'un appareil nouveau pour les fractures du métacarpe. *Mémoires de l'Académie des sciences, arts et belles lettres de Dijon* 1842:130-138.
41. Pétrequin JPE. *Treatment of Recto-Vaginal Fistulae*. Dublin Medical Press 1842;7:60.
42. Pétrequin JPE. *Traité d'anatomie médico-chirurgicale et topographique*. Paris, J-B Baillière, 1844.
43. Pétrequin JPE. Sur la cause des accidents qu'entraînent les contusions violentes du périnée et sur une nouvelle méthode opératoire destinée à les prévenir. Lyon, Imprimerie de Marle, 1844.
44. Pétrequin JPE. Memoria sulla cistomia ureto-vestibulare in caso di corni stranicri nella vesica delle done Milano. Milano, Chiusi, 1844.
45. Pétrequin JPE. Recherches sur un nouveaux procédé opératoire de cirsocele. *Gazette médicale Belge* 1845;3:32. (Correspondance)
46. Pétrequin JPE. Nouvelle méthode pour guérir certains anévrysmes sans opération par la Galvano-puncture. *Journal de Médecine de Lyon* 1846;30:1-14.
47. Pétrequin JPE. On the treatment of certain aneurisms by Galvano-Puncture. *The Dublin medical press* 1846;16:322-326.
48. Pétrequin JPE. New method of Cure of certain Aneurisms by Galvano-Puncture, without operation. In: *The Half-yearly Abstract of the Medical Sciences: Being a Digest of British and Continental Medicine: And of the Progress of Medicine and the Collateral Sciences*, Volumes 3-4. Philadelphia, Lindsay and Blakiston, 1847.
49. Pétrequin JPE. De certaines tumeurs sanguines et d'une nouvelle méthode de traitement. *Bulletin de thérapeutique* 1848;35:66. (Correspondance)
50. Pétrequin JPE. Nouvelles recherches sur l'emploi thérapeutique du manganèse comme adjuvant du fer. Milano, Giuseppe Chiusi, 1849.
51. Pétrequin JPE. De la restauration du prépuce dans l'opération du phimosis et du paraphimosis. Lyon, Imprimerie de Hennuyer, 1849.
52. Pétrequin JPE. Nuovo ricerche ed esperienze sull'esistenza e sulla diagnosi differenziale della cataratta nera. Milano, Chiusi, 1849.
53. Pétrequin JPE. Nouvelles recherches sur le traitement de certains anévrysmes sans opération sanglante, à l'aide de la galvano-puncture. *Bulletin Generale de Therapeutique*, 1849.
54. Pétrequin JPE. *Tratado de anatomía médico-quirúrgica y topográfica: considerada especialmente en sus aplicaciones a la patología, medicina legal, obstetricia y medicina operatoria*. Madrid, Imprenta y libreria de Roman Matute, 1849.
55. Pétrequin JPE. Sull' imprego terapeutico delle preparazioni di manganese qual mezzo condjuvante oqual succedaneo di quella di feno. Milano, Chiusi, 1849.
56. Pétrequin JPE. Nuovo ricerche ed esperienze sull'esistenza e sulla diagnosi differenziale della cataratta nera. Milano, Chiusi, 1849.

57. Pétrequin JPE. Clinique chirurgicale de l'Hôtel-Dieu de Lyon, ou compte rendu de la pratique chirurgicale de cet hôpital pendant six années. Paris, J-B Baillière & Germer Baillière, 1850.
58. Pétrequin JPE. Su l'impiego terapeutico del Bochet dupurativo e del Bochet purgativo. Milano, Chiusi, 1850.
59. Pétrequin JPE. Nuove ricerche sperimentali sulla prova delle tre imagini e sull'applicazione che si puo farne alla diagnosi delle malattie oculari, raccolte alle lezioni cliniche del professore Petrequin. Milano, Chiusi, 1850.
60. Pétrequin JPE. Osservazioni pratiche su'l metodo a seguirsi per estrarre i corpi stranieri introdotti in vescica senza operazione cruenta. Milano, Chiusi, 1851.
61. Pétrequin JPE. Memoria su'l metodo a seguirsi nella cistotomia perineale per estrarre calcoli voluminosi. Milano, Chiusi, 1851.
62. Pétrequin JPE. De la taille et de la lithotritie. Nombreuse Observations Cliniques 1852;1(8):225.
63. Pétrequin JPE. Recherches sur l'action des eaux minérales d'Aix en Savoie dans les maladies des yeux. Chambéry, Puthod, 1852.
64. Pétrequin JPE. Mémoire sur la suppuration bleue avec des recherches nouvelles sur la pyogénie. Paris, Moquet, 1852.
65. Pétrequin JPE. Traitement de Staphylome. Gazette médicale de Paris 1852;25:394-395.
66. Pétrequin JPE. Ricerche su l'azione della aque minerali d'Aix in Savoya nelle malatie degli occhi: con nuove esperienze intorno alla loro influenza su la circolazione la temperatura animale. Milano, Chiusi, 1852.
67. Pétrequin JPE. Note pour servir à l'histoire de la Galvano-puncture et des injections coagulantes. Lyon, Aimé Vingtrinier, 1853.
68. Pétrequin JPE. Note pour servir à l'histoire de la Galvano-puncture et des injections coagulantes. Lyon, Vingtrinier, 1853.
69. Pétrequin JPE. Nouvel agent hémostatique et hémoplastique pour le traitement des hémorragies, des anévrysmes et des varices. Gazette médicale de Paris 1853;
70. Pétrequin JPE. Nouvelles recherches et expériences sur l'existence de la cataracte noire et son diagnostic différentiel. Anvers, Buschmann, 1857.
71. Pétrequin JPE. Mémoire sur le traitement opératoire de l'hydrocèle fondé sur des expériences de chimie et de physiologie pathologique. Anvers, Buschmann, 1857.
72. Pétrequin JPE. Traité d'anatomie médico-chirurgicale et topographique. Paris, V Masson, 1857.
73. Saint-Lager JB, Pétrequin JPE. Su la melanosi dell'occhio: nuove ricerche con esperimenti chimici. Milano, Chiusi, 1857.
74. Pétrequin JPE. Sur une methode particulière pour guérir l'hydrocèle sans opération chirurgicale. Paris, F Thonot, 1859.
75. Pétrequin JPE. Traité général et pratique des eaux minérales de la France et de l'étranger. Lyon, Imprimerie de Lender, 1860.
76. Pétrequin JPE. Mémoire sur le traitement des rétrécissements organiques de l'urèthre par l'incitation méthodique à l'aide d'un nouvel uréthrotome. Anvers, Buschmann, 1861.
77. Pétrequin JPE. De l'emploi thérapeutique des lactates alcalins dans les maladies fonctionnelles de l'appareil digestif. Paris & Lyon, Reyer Sézanne, Savy et Mégret, 1862.
78. Pétrequin JPE. Préparations des eaux minérales dans le but d'en concentrer les éléments de minéralisation. Gazette Hebdomadaire de Médecine et de Chirurgie 1863;10:499.
79. Pétrequin JPE. Die milchsauen Salze des Alkalien. Wien, Simon, Berlin und Raabe und Roder, 1864.
80. Pétrequin JPE. New researches on the therapeutic use of manganese as an adjuvant of iron. Paris & London & New York, Grimault, 1866.
81. Pétrequin JPE. Sur un procédé particulier, propre à prévenir la suppuration, après l'ablation de certaines tumeurs, de façon à obtenir la guérison de la plaie par première intention. Mémoire présenté à l'Académie des sciences, Assoc. typogr. 1866.
82. Pétrequin JPE. Nouvelles recherches sur le choix à faire entre le chloroforme et l'éther rectifié dans la pratique de la médecine opératoire. L'Union médicale 1867;2:84.
83. Pétrequin JPE. Dell'uso terapeutico dei lattati alcalini nelle malattie funzionali dell'apparecchio digestivo. Parigi, Burin du Buisson, 1867.
84. Pétrequin JPE. Tratado de anatomía topográfica médico-quirúrgica: considerada especialmente en sus aplicaciones a la patología, a la medicina legal, a la obstetricia y a la medicina operatoria. Madrid, Librería de Saturio Martínez, 1868.
85. Pétrequin JPE. De l'organisation de l'assistance publique à Lyon et de l'opportunité d'introduire l'élément médical dans le sein de l'administration hospitalière. Paris, J-B Baillière, 1869.
86. Pétrequin JPE. Notice historique sur le docteur Corneille Broeckx d'Anvers. Mémoires de l'Académie des sciences, belles-lettres et Arts de Lyon 1870-1871;18:21-50.
87. Pétrequin JPE. Mémoire sur quelques cas d'Anévrysmes traumatiques du pli du coude. Mémoires de l'Académie des sciences, belles-lettres et Arts de Lyon 1870-1871;18:51-82.
88. Pétrequin JPE. Etudes médicales sur les Eaux minérales de Royat. Mémoires de l'Académie des sciences, belles-lettres et Arts de Lyon 1870-1871;18:83-114.
89. Pétrequin JPE. Recherches sur les Eaux potable de Clermont-Ferrand. Mémoires de l'Académie des sciences, belles-lettres et Arts de Lyon 1870-1871;18:115-148.
90. Pétrequin JPE. Conférences sur les Ambulances lyonnaises. Mémoires de l'Académie des sciences, belles-lettres et Arts de Lyon 1870-1871;18:149-184.
91. Pétrequin JPE. Du transport des blessés dans les ambulances de sièges. Le Bulletin de la Société de Médecine de Paris 1872;4.
92. Pétrequin JPE. Étude comparée des eaux minérales de la France et de celles de l'Allemagne. Paris, Blanpain, 1873.
93. Pétrequin JPE. Examen critique des divers modes de préparations qu'on fait subir aux eaux minérales (lettres au Dr Payen, 1863). Catalogue des livres composant la bibliothèque de feu M. J. F. Payen. Paris, A Labitte, 1873.
94. Pétrequin JPE. Vues nouvelles sur la composition chimique du cérumen et son rôle dans certaines maladies de l'oreille. Presse médicale Belge 1874;26:236.
95. Pétrequin JPE. Climatologie. Recherches expérimentales de thermométrie sur la climatologie du midi de la France, et en particulier sur Nice comparé à Lyon, avec des applications à l'hygiène des malades et des touristes. Lyon, Georg H, 1874.
96. Pétrequin JPE. Recherches thermométriques sur la climatologie du midi de la France et en particulier sur Nice comparé à Lyon. Paris, N Blanpain, 1875.
97. Pétrequin JPE. Découverte d'un manuscrit de Pétrone à Trau, en 1663. Lyon, L Boitel, 1835.
98. Pétrequin JPE. Recherches pour servir à l'histoire générale de la grippe de 1837 en France et en Italie. Gazette Médicale de Paris, 1838.
99. Pétrequin JPE. Histoire d'un voyage médico-chirurgical en Italie. Gazette Médicale de Paris 1837;5:609-751 & 1938;6:133.

100. Pétrequin JPE. Mélanges de chirurgie, ou Histoire médico-chirurgicale de l'Hôtel-Dieu de Lyon, depuis sa fondation jusqu'à nos jours, avec l'histoire spéciale de la syphilis dans cet hospice. Paris, J-B Baillière, 1845.
101. Pétrequin JPE. Chirurgie d'Hippocrate. Recherches historiques sur l'origine du Traité du médecin. Lyon, H-V de Sercy, 1847.
102. Pétrequin JPE. Essai sur l'histoire de la chirurgie à Lyon. Séance publique du 22 janvier, Lyon, 1856.
103. Pétrequin JPE. Fragment sur l'histoire de la littérature médicale au moyen âge, Poema medicum. Lyon, Aimé Vingtrinier, 1857.
104. Pétrequin JPE. Etudes médicales, historiques et critiques sur les médecins de l'Antiquité. Revue du Lyonnais recueil Historique et Littéraire, Aimé Vingtrinier, 1858.
105. Pétrequin JPE. Aperçu historique sur l'enseignement médical à Lyon: depuis la restauration des lettres par Charlemagne. Paris, Adrien Delahaye, 1864.
106. Pétrequin JPE. De L'Intervention de La Physiologie Dans L'Interpretation D'Un Passage Fort Controverse Des Eglogues de Virgile. Paris, Adrien Delahaye, 1864.
107. Pétrequin JPE. Mélanges d'histoire, de littérature et de critique médicales. Paris, Adrien Delahaye, 1864.
108. Pétrequin JPE. Vues nouvelles sur la chirurgie d'Hippocrate: touchant les luxations du coude et les poses académique de l'école de Cos. Anvers, Buschmann, 1864.
109. Pétrequin JPE. Etudes nouvelles sur la chirurgie d'Hippocrate et spécialement sur le traité des plaies de tête. Anvers, Buschmann, 1868.
110. Pétrequin JPE. Nouvelles Recherches Historiques Et Critiques Sur Petrone: Suivies D'Etudes Litteraires Et Bibliographiques Sur Le Satyricon. Paris, J-B Baillière, 1869.
111. Pétrequin JPE. L'éthérisation et la chirurgie lyonnaise : pour l'histoire de l'anesthésie chirurgicale en France. Lyon, Extrait Gazette Hebdomadaire de Médecine et de Chirurgie, 1869.
112. Pétrequin JPE. Œuvres poétiques d'Eugène Faure. Mémoires de l'Académie des sciences, belles-lettres et arts de Lyon. Lyon, Palud, 1874.
113. Pétrequin JPE. Étude littéraire et lexicologique sur le Dictionnaire de la langue française de M. E. Littré. Lyon, Georg H, 1875.
114. Pétrequin JPE. Derniers Melanges de Chirurgie, de Medecine et de Litterature. Paris, J-B Baillière, 1877.
115. Pétrequin JPE. La chirurgie d'Hippocrate. Paris, Imprimerie Nationale, 1877.
116. Despaigne IW. Les historiens français de la médecine au XIXe siècle et leur bibliographie. Paris, Vrin, 1987.
117. Garisson HF. An Introduction to the History of Medicine, with Medical Chronology, Bibliographic Data and Test Questions. Philadelphia, W. B. Saunders, 1913.
118. Lichtenthaeler C. Des Conférences. Geneve, Librairie Droz, 1959.
119. de Moulin D. A history of surgery. Dordrecht, Martinus Nijhoff, 2012.
120. Discours prononcé le 5 Juin 1876 aux funérailles de M le Dr Pétrequin. Lyon, Académie de Lyon, Aimé Vingtrinier, 1876.
121. Tsoucalas G, Karamanou M, Skarpas G, Piagkou M, Skandalakis P, Patsouris E, Androustos G. Joseph Gensoul's operation for sarcoma of the maxillary antrum, one century before Moore. J BUON. 2012;17(4):801-803.
122. Tsoucalas G, Gentimi F, Kousoulis AA, Karamanou M, Androustos G. Joseph Gensoul and the earliest illustrated operations for maxillary sinus carcinoma. Eur Arch Otorhinolaryngol. 2013;270(1):359-62.
123. Galen. [Ἐπί Διαφορᾶς Σφυγγῶν Λόγος Α'], Volume VIII. Opera, Kaktos, Athens, 2002.
124. Wulff HR. The language of medicine. J R Soc Med 2004;97(4):187-188.
125. The American Journal of the Medical Sciences. Philadelphia, Lea and Blanchard, 1847.
126. Cleanings for the Foreign Journals. The New York Lancet, Volume 2. New York, Bennett and Houston, 1842.
127. Gubian L. Nota sopra una particolare operazione pratica dal professore Pétrequin per un tumore ipertrofico del labbro superiore raccolta dal signor. Milano, Chiusi, 1849.
128. Editorial. Notice on Pétrequin's Memoir on Galvanopuncture. The Monthly journal of medical science 1847;1:373.
129. Johnson J, Johnson HJ. London, The Medico-Chirurgical Review, 1841.
130. Bell J. Notice on Utility of Nux Vomica in various forms of paralysis The Eclectic journal of medicine 1840;4:94.
131. Editorial. Foreign bodies introduced in the eyes. Provincial Medical and Surgical Journal 1847:530.
132. Duncum BM. The Development of Inhalation Anaesthesia with Special Reference to the Years 1846-1900. Oxford University Press, 1947.
133. Patterson KD. Pandemic Influenza, 1700-1900: A Study in Historical Epidemiology. Totowa, Rowan & Littlefield, 1986.
134. Hirschberg J. The History of Ophthalmology: Optical instruments. Boon, Verlag JP Wayenborgh, 1988.
135. Pétrequin JPE. Medico-Chirurgical Anatomy. The British and Foreign Medical Review 1845;20:133.