

# Examining 6<sup>th</sup> Grade Students' Learning of the Subject of Volume with GeoGebra Software Within the Framework of RME Approach

Elif Ertem Akbas & Kübra Alan

*Van Yuzuncu Yil University, Faculty of Education, Van, TURKEY*

Received: 14 June 2022 ▪ Revised: 23 July 2022 ▪ Accepted: 26 July 2022

## *Abstract*

In the world where we always meet geometric constructions, it is a necessity to make sense of the objects belonging to these constructions. In this respect, this study aimed to examine the teaching of volume with the blending of the realistic mathematics education (RME) and GeoGebra. The study group consisted of 12 students attending lessons regularly. In the study, action research was used, and the data obtained were interpreted with descriptive and content analysis. The data collection tools used in the study included semi-structured interview forms, video records, audio records and activity sheets prepared by the researcher in accordance with the RME approach. When the findings were examined, it was concluded that the positive impressions occurring in the visualization and interpretation processes of the students allowed the students to write mathematical sentences as well as to interpret the outputs by making mathematical inferences.

**Keywords:** mathematics education, GeoGebra software, realistic mathematics education (RME), geometry, teaching volume.

## 1. Introduction

Mathematics education has been able to continue on its way by interacting with different styles from time to time. The effort to show what exists in the form and extent required by the conditions is equivalent to reaching the saturation point of an unlimited taste because mathematics bases its existence on the real world and can accordingly position its meaning on mathematics in the real world (Gasking, 1940: 214). The idea that more use of different learning styles will increase the number of positive reactions in the process has been one of the biggest helpers in the process (İrmak & Çelik, 2021). The fact that mathematics is accessible to everyone also requires mastery of different learning styles. This will be possible by transforming mathematics education in a way that appeals to more than one sense organ (Yenilmez & Bozkurt, 2006). In this respect, the concretization of mathematics will also lead to a positive increase in levels of learning (Dündar, Temel & Gündüz, 2015). The connection of mathematics with daily life is a different version of being able to associate concrete experiences with mathematics. Various alternatives and materials can be used during teaching so that both conceptual learning and procedural learning can be completed at the same time in the mathematics education process. One of them can be expressed as integrating technology into mathematics education. The role of technological developments has undeniable importance at the stage of concretizing mathematics and students' making sense of it (NCTM, 2020). Computer algebra systems (CAS) and Dynamic

geometric software (DGS), which certain innovations in information technologies have brought to mathematics education, serve as two important tools in the technological breakthrough process that will occur in mathematics education (Erdener & Gür, 2019). In this respect, a software that can be used during mathematics education is GeoGebra. Markus Hohenwarter, the founder of GeoGebra, defines GeoGebra as Dynamic Mathematics Software (DMS) because it is a combination of CAS and DGS.

It is also important to ask the right questions and to determine the solution methods accordingly in the process during the teaching. Realistic Mathematics Education (RME), which emerged as a way of combining mathematics education with the situations students have experienced in this process, will help them focus on, consider and question the problem. As an alternative to combining the language of mathematics with real-life situations, RME also gives students the opportunity to use mathematical tools to organize and solve problem situations (Heuvel-Panhuizen & Drijvers, 2014). According to Freudenthal, the founder of RME, mathematics should be associated with life, and it should thus be realized that mathematics is actually a consequence of human activities in daily life (Zulkardi, 2002). With the help of these mathematical activities, it is important for students to have more than one focus and to find the right path with the right questions and follow-up instructions in this process. Geometry is one of the important branches of mathematics that helps students understand, analyze and solve the problem. Geometry, which helps students to concretize abstract objects by expanding their world of meaning (Duatepe, 2016), can also provide opportunities for expansions that will take place in their minds. It also paves the way for spatial thinking skills. The teaching of the subject of volume can also be handled in this context, and it is directly related to the spatial thinking skills of students.

#### *Purpose of the study*

The purpose of this study was to examine the feedback to be received as a result of the teaching of the 6<sup>th</sup> grade subject of “Can calculate the volume of a rectangular prism with unit cubes” with the blending of the RME approach and the dynamic geometry software of GeoGebra.

#### *1.1 Research problem*

The main problem in this study was “How do 6<sup>th</sup> grade students progress towards formal information about the subject of volume expected to be achieved by solving context problems with GeoGebra activities?” It is possible to list the sub-problems of the study as follows:

- In the teaching supported with GeoGebra activities created within the framework of the RME approach, what are the strategies to be developed by the 6<sup>th</sup> grade students regarding the output of “Can place the unit cubes on the prism to fill the rectangular prism and calculate the volume of the object by making use of the total number of unit cubes.”
- In the teaching with activities related to GeoGebra-supported context problems within the framework of the RME approach, do 6<sup>th</sup> grade students construct the formal information about the output of “can use unit cubes to form different rectangular prisms with the volume determined and can explain the Base area with the x-height formula to be used in volume calculation.”
- Can 6<sup>th</sup> grade students transfer their formal knowledge about the output of “Can create the necessary formula for calculating the volume of a rectangular prism and solve related problems” to other context problems via the teaching with the help of activities of GeoGebra-supported context problems created within the framework of RME approach?

- What is the effect of teaching supported with GeoGebra activities created within the framework of RME approach on 6<sup>th</sup> grade students' prospective thinking skills related to the output of "Can estimate the volume of a rectangular prism?"

## 2. Method

### 2.1 Research model

This study consisted of a part of a completed master's thesis, which was carried out to evaluate learning that occurred as a result of the teaching of the subject of volume in a secondary school in Turkey with the activities prepared in GeoGebra and organized according to the Realistic Mathematics Education approach. The M.A. study included 11 question groups and 19 accompanying sub-study questions (Alan, 2021). In this study, 4 question groups and 7 sub-study questions were used. In the study, action research, one of the qualitative research methods, was used. In action research, process-oriented study is conducted; practice is made; and detailed and in-depth examinations and observations are carried out. In addition, it is a flexible approach which can bring together the research and application process and which makes it possible to include research results into practice. In this approach, the practitioner is also in the role of the researcher (Yıldırım & Şimşek, 2018; Türkkan Turhan, Yolcu & Karataş, 2019). This situation also exists in qualitative research itself, and in qualitative research, the researcher is also at the base of the study (Fraenkel, Wallen & Hyun, 2011).

### 2.2 Study group

The study group was made up of 18 6<sup>th</sup> grade students studying at a secondary school in Turkey. However, the number of students who attend regularly and who did not cause any interruption during the study was 12. Maximum diversity sampling was preferred when choosing the research sample. In maximum diversity sampling, the purpose is to create a small sample and to maximize the diversity of individuals who might be a party to the problem being studied on (Yıldırım & Şimşek, 2018). In this way, different approaches to the problem may emerge (*Ibid.*, 2018). In this study, as the purpose was to determine the original methods that students would develop to calculate volume without using the formula to find volume, the maximum variety sampling was used.

Because the researcher teacher method was used in the study, the students were selected from the class that the researcher taught. While presenting the data, the students were coded as S1, S2, ..., S12 and the researcher was coded as "R".

Table 1. Gender distribution of the participants

Gender	Number of Participants
Female	5
Male	7
Total	12

### 2.3 Data collection tools

In this study, more than one data collection tool was used to ensure the diversity of the data (Johnson, 2015). The data collection tools included semi-structured interviews, video records, audio records and worksheets prepared by the researcher in GeoGebra in accordance with the RME approach. During the preparation of the worksheets, the researcher took lessons in order to create a worksheet suitable for RME and to create an activity in GeoGebra. After these lessons, suitable activity designs were made. Following this, the activity was designed in GeoGebra, and

questions were prepared in accordance with RME. Necessary corrections were made by taking expert opinions about the questions. Next, the questions to be used during the activity were finalized. The worksheets are presented in Appendix 2. In the semi-structured interview technique, the researcher prepares in advance the draft of the questions s/he plans to ask (Türnüklü, 2000). The semi-structured interview form can be seen in Appendix 3. This interview form aimed to obtain information about the effects of learning with GeoGebra on students in general and about the effect of context problems prepared based on the RME approach on their learning of the subject. The questions used here were finalized by doing the necessary corrections in line with the opinions of two experts in the field. Necessary permissions were obtained prior to the interview, and then the interviews were recorded.

#### 2.4 Data analysis

For the analysis of the data obtained within the scope of the study, descriptive analysis and content analysis, which are among qualitative data analysis methods, were used. The descriptive analysis method can be defined as the process of transferring data in a meaningful way (Merriam, 2009). The data obtained in the descriptive analysis are interpreted within the framework of predetermined themes, and the opinions of the individuals interviewed are presented with direct quotations (Yıldırım & Şimşek, 2018). In content analysis, which is mostly used in the analysis of written data, in-depth interpretations can be made by classifying the data (Miles & Huberman, 1994). The basic process in content analysis is to combine similar data under common concepts and to interpret them in accordance with the principle of clarity to the reader (Yıldırım & Şimşek, 2018). Based on this process, in the coding phase of the data, the concepts with similar meanings were named by bringing them together with the same codes on a common ground. In this way, it was possible to bring together the concepts from different sections (Yıldırım & Şimşek, 2018). The activity titles in this study were thematized within the framework of descriptive analysis. Next, the data obtained from the worksheets, interviews, video records and audio records were categorized and coded within the framework of content analysis.

### 3. Findings

This part of the study included the findings that emerged from the analysis of the data obtained from the worksheets applied during the teaching process, from the semi-structured interview forms and from the analysis of the video recordings made during the lesson.

#### 3.1 Candy tower activity

Table 2. Analysis of the sugar tower activity

Theme	Categories	Codes	Frequency
Candy Tower	Theoretical Approach	Formula Approach	12
		Height-Size Association	1
		Area-Volume Confusion	4
	Practical Approach	Metaphorical Approach (House, pole, box, etc.)	3
<b>Lack of Knowledge about Elements Required for Prism</b>		<b>10</b>	

The themes and codes that emerged in the Sugar Tower activity can be seen in Table 2. The situation determined in the majority of the students was that the formula-oriented

approach was present in all of the participating students. It was stated in the section of application phase that the situation encountered was not coincidental. Despite having this approach, one student also used the concept of dimension and emphasized that finding volume could actually be an expression of the object gaining dimension.

A few examples of the solution papers regarding the formula-oriented operations of the students are presented below.

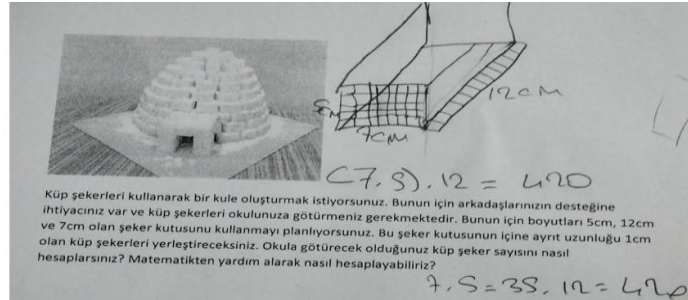


Figure 1. S7's solution on paper

When the student's solution was examined, it was seen that s/he tried to visualize it by doing visualization. However, after this, the student turned to the formula and left the drawing phase unfinished. In the conversation with the student, the student tried to explain the reason for this situation.

...

R: You stopped drawing after a while. Can you explain why?

S7: Teacher, the candies are on the top of one another here, so I left it unfinished.

R: What could be the reason for that?

S7: We put it on top of one another, which results in the height.

R: What does this height mean to us?

S7: It helps us obtain volume...

It would be wrong here to say that the student found a result without turning to the formula because towards the end of the speech, the student said "... to find the formula".

### 3.2 Catch the dice

Table 3. Analysis of the catch the dice activity

Theme	Categories	Codes	Frequency
Catch the Dice	Visualization-based thinking	Distinction of the Cube-Rectangular Prism	5
		Being able to use dynamic software	8
		Have a result-oriented approach	7
	Formula-oriented thinking	<b>Focusing on counting</b>	<b>3</b>

When the data obtained as a result of the analyses in Table 3 were examined, two important categories basically observed in the students stood out. These were the development of

visualization-based thinking and formula-oriented thinking. When the codes obtained here were examined, it was seen that the students named the rectangular prism that they had created or would create as a “cube”. The code of not knowing the elements of the prism, which we examined in the first question, actually turned into not knowing the definition of the prism. This allowed us to make the interpretation that the students did not know the definition of the cube they claimed to know. In this respect, the interview with S4 was as follows:

R: How did you get 24?

S4: By multiplying the edges.

R: Why did you multiply the edges?

S4: To find the result.

R: Although finding the result is important, it is not the answer to this question. Do you want to show me why you multiplied it?

S4: (Starts placing the dice.) Look, there are two placed here... I can't draw it well ...

R: Not important. I can understand.

S4: (Places the dice) And it's 24 when we count.

R: So can we find out why we multiplied?

S4: First we find out how many can be placed on the bottom. Here we multiply these (meaning 2 cm and 3 cm), and it makes 6. Then, we multiply 6 by 4 and we get 24, since it will have 4 floors.

But this is too long, I can find it directly with the formula.

R: Wouldn't it be better if you got the formula yourself?☺

S4: Yes, you are right☺

Here, the student only put the height in the formula, and s/he made no statement about why s/he multiplied by the height. In the discussion with the student, hints were given to the student, yet the student insisted on not participating.

### 3.3 Combine the legos

Table 4. Analysis of the Combine Legos Activity

Theme	Categories	Codes	Frequency
Combine the Legos		Associating with prior learning	8
		Willingness to make Visualization	10
	Being able to Transfer knowledge	Making sense through the model	9
		Distinction of Rectangular prism - Cube	3
	Staticization of knowledge	<b>Floor-Height Relationship</b>	<b>12</b>

In the analyses in Table 4, two separate categories were obtained, namely transferring knowledge and staticizing knowledge. In the category of transferring knowledge, the striking code was association with pre-learning. The category of staticization of knowledge, on the other hand,

indicated that the knowledge was transferred statically, that is, by heart. Here, the students constantly used the expressions “as we saw in the previous question” and “same as the logic of the first question”, and this caused us to make the interpretation that they could not transfer new questions to new situations.

An example of this situation is as follows:

S3: Teacher, it is the same, I think. We will find it by multiplying, too.

R: Are you sure?

S3: Yes, teacher.

R: So can you tell me why we multiplied?

S3: Teacher, I don't remember.

R: Shall we think about it together?

S3: All right, teacher.

R: What would you start by doing first?

S3: Let's create our box first, teacher. Then, let's place the cubes inside our box.

R: You can do it.

S3: Can I do this in Geogebra? I can show it better there.

R: Of course, let's see.

S3: First I will create my box so that its length and width are 3 cm and its height is 4 cm.

R: Well, can you tell me the mathematical name of the shape of the box?

S3: It would be a cube if all its edges were equal, but here the height is 4 cm, so this is a rectangular prism.

R: Yes, go on, please.

S3: I place the Legos at the bottom of my box.

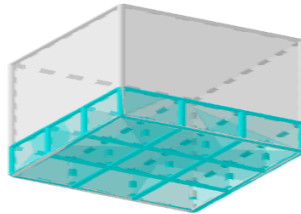


Figure 2. S3's GeoGebra solution phase

S3: Now we can count the base. There are 9 in total.

R: Yes, go on, please.

S3: We will draw 3 floors more.




Figure 3. S3's drawing on the GeoGebra screen

R: What does drawing 3 more floors remind you of?

S3: It reminds me of going up to an apartment with a lift.

R: How many Legos in total then?

S3: There are 4 floors in total and 9 on each floor. So there will be 36 in total.

In the conversation between the researcher and the student, while the student first had a static thought, s/he used his/her imagination with the clues given to him/her and reached the solution without feeling the need to use any formula with the help of visualization. The student's initial focus on using formulas was never used at the moment of reaching the result.

### 3.4 Partners of the pie

Table 5. Analysis of the partners of the pie activity

Theme	Categories	Codes	Frequency
Partners of the Pie	Negative acquisition	Size-height misconception about the object created	2
	Positive acquisition	Getting the formula	10
		<b>Creating problem situations</b>	7

In the analysis of this question, “size-height misconception about the object created”, which belonged to the category of negative acquisition, was encountered for the first time. Here, two students considered the heights of the created object, that is, the unit cube-shaped objects with dimensions of 1 cm, as the dimensions of the main object (pie). The fact that students think in groups shows that they reach results that support the same inferences. The fact that the students thought in groups shows that they reached the results supporting the same inferences.

Some of the students expressed the formula in their own sentences without using a formula and ended the solution phase.

S12: For example, let this be our classroom, not a pie. Let's fill it with unit cubes. But first let's calculate the base of the classroom, as if it were a field.

R: What will the dimensions of the classroom be?

S12: Nothing has changed, teacher. We're just going to think of the question that way.

R: Right, you can go on.

(The student stated that s/he wanted to show in GeoGebra and did the next operations in GeoGebra.)

S12: Let our base be 10 cm and 7 cm. A total of 70 things fit here (meaning the unit cube). Since the bottom is full, we will also put on the top. As there will be 3 floors, it will make 210 in total.



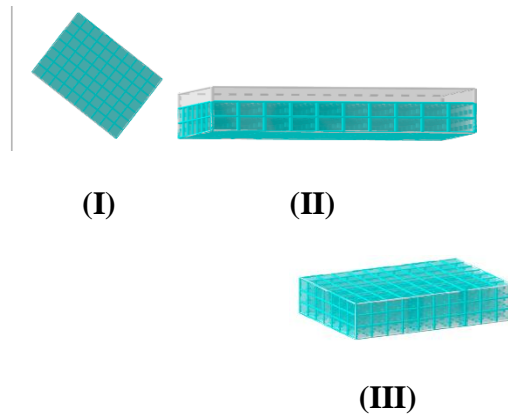


Figure 4. S12's solution phases

S12: So, every time we go up, we multiply the base by that floor number. To find the total result, we must multiply it by the total number of floors, that is, the height.

R: Can you express this mathematically?

S12: I can if you help☺

R: You start, I'll help where needed☺

S12: First we multiplied the edges of the base to find how many can be placed on the base.

R: So you find the area of the base?

S12: Yes, that is what we call the area of the base. Then we multiplied the result with the height. Thus, we found the volume.

R: Well done.

In this way, the student made sense of the equation of  $\text{Volume} = (\text{Base area}) \times \text{Height}$ .

### 3.5 Findings obtained via the semi-structured interview form

Table 6. Analysis of the semi-structured interview form

Theme	Categories	Codes	Frequency
Use of the dynamic software of GeoGebra in teaching volume	Positive effects on the process	visualization and being able to create the shape	12
		Being able to move the shape	8
		Being able to make as many changes as desired	4
		Being able to interpret the concepts	6
		Time	12

	Developing self-confidence	9
Negative effects on the process	Having difficulty in the movement of the sliders	3
	Being unable to see how the shape emerges	2
	<b>Not losing the shapes formed</b>	<b>10</b>

#### 4. Conclusion, discussion and suggestions

This section presents the conclusions regarding the findings and includes related suggestions for the situations that could be observed.

##### 4.1 Conclusion and discussion

In the study, 6<sup>th</sup> grade students' learning of volume with the GeoGebra software was examined within the framework of the RME approach. When the findings obtained in the study were examined, some major codes emerged, and the number of codes that continued to repeat themselves was also found quite high. These codes were metaphorical perception, volume calculation based on counting, conceptual knowledge of height, the relationship between the concepts of area and volume, the cube-rectangular prism distinction and the effect of visualization on teaching. Based on these codes, it could be stated that they generally have a concept-based background. When the literature is examined, it is possible to see many studies on the importance of concepts in mathematics education (Nasibov & Kaçar, 2005; Aşıcı & Dede, 2019; Zengin, 2017; Yavuz Mumcu, 2018; Yıldızhan & Şengül, 2017; Akkurt, 2020). In addition, contents similar to these codes, which were obtained by teaching the subject of volume, were also found in various studies (Ertem Akbaş, 2021; Bayezit, 2019; Esen & Çakıroğlu, 2012; Koçak & Soylu, 2018; Gürbüz & Gülburnu, 2013; Kültür, Kaplan & Kaplan, 2002; Okuyucu & Erdoğan, 2021; Zengin & Akçakın, 2021; Demirel, Somyürek & Yılmaz, 2017). As can be understood from these studies, it could be stated that the formula-oriented educational studies draw a prototype for the students and that within this framework, they do not leave any space for the students to think freely. Moreover, new approaches that can be created using the imagination of students are often of an original nature, and it is essential to develop them. This situation, which we encountered frequently during the analysis of the first activity, allows us to make a comment on the great place that students' imagination skills occupy in mathematics education. There are various studies that share the same ground with this finding (Erdoğan, 2006; Çoban, 2010; Arı, Demir and Işık, 2019; Kurtuluş and Uygan, 2016; Özçakır and Aydın, 2019). In addition, the concept of dimension, which appeared together with the first activity and which was constantly discussed and commented on until the last activity, also makes it possible to say that the students' 3-dimensional thinking and interpretation skills were developed. This finding contrasts with the findings obtained in the studies conducted by Dane and Başkurt (2012) and Öksüz (2010). In their study, Dane and Başkurt (2012) mentioned the wrong examples that the students experienced in the process of making sense of the concept of size, while in this study, the students were able to fully understand and interpret the concept of size, especially towards the last activities. In addition, in the semi-structured interviews, the students, by expressing this verbally, reported that they could make

inferences about the meaning of the concept of dimension. In the second activity, when the students were asked not to think in the formula-dependent manner, it was seen that they used the counting method and counted one by one. However, considering the possibility of this situation to think originally and to reveal a new approach after a while, no negative feedback was given to the students. Towards the end of the study, it was seen that most of the students (75%) made an effort to formulate the counting method. In this way, when the students were given the necessary opportunity, it could be stated that they would attempt to write mathematical sentences. Arıkan (2016) reached similar results in his study. In addition, Canbazoğlu and Tarım (2021) stated in their study that the participants formulated the situations mathematically within the framework of mathematical literacy. The relationship established between the floor (building) metaphor and height, which we encountered in the other activity, made it possible for us to interpret that the students acquired their 3D thinking skills. Moreover, as the students found a part of themselves in the questions prepared based on the RME approach, their ability to make sense of the questions and to comment on the questions caused the time to be used efficiently. While thinking about problem situations that do not have any meaning in the mind of the student, s/he should first find out what the equivalence of the problem situation is in daily life. However, in the questions prepared based on RME, no such problem was encountered, and the students had to specify the expressions only mathematically which they formed in their semantic world. Parallel to these results, there are several studies reporting similar findings (Aydın Ünal & İpek, 2009; Çilingir & Artut, 2016; Tunalı, 2010; Özçelik & Tutak, 2017; Kaylak, 2014). The desire to use a formula encountered in the findings and the statement of “finding the result”, which replaces the reason statement, allowed making different interpretations about the students. The prominent ones among these included the fact that the students were subject to a learning system within the dimension of learned helplessness rather than exhibiting a memorization approach and that they failed to approach the questions systematically. In addition, not having a free-thinking space, lack of self-confidence, inability to express oneself, failure to make mathematical sentences, inability to transfer to daily life and failure to visualize them in the mental world caused the students to experience deficiency in terms of theoretical and practical knowledge. When the literature is reviewed, it is seen that there are studies with similar results (Demir & Durmaz, 2018; Yenilmez & Dereli, 2009; Demir & Akar Vural, 2017; Arslan & Yıldız, 2010; Yayla & Bangir Alpan, 2019). The situation that the students liked most during drawing was their ability to move the object dynamically and the changes they could make in the object. This situation will help students develop both their imagination and mathematical processing skills, as they progress in the teaching process with dynamic software that will allow them to move even if they cannot touch and to make the necessary changes (Alkhateeb & Al-Duwairi, 2019; Şahin & Kabasakal, 2018; Topuz & Birgin, 2020; Oçal, 2017; Zengin, 2017; Mutlu & Söylemez, 2019). Another striking situation in the findings obtained in the study was that some of the students gave the formula to be used in volume calculation by associating it with the subject of factors and multiples, which are actually included in the upper grade curriculum. It was thought that the reason why without being aware of it, the students managed not only to make comments on the subject they would learn in the future and but also to reach the formula in an original way with some clues was GeoGebra and the activities that could activate more than one sensory organ of the students. There are also studies emphasizing that Geogebra appeals to multiple senses (Kutluca & Zengin, 2011; Baki, 2000; Balcı Şeker & Erdoğan. 2017; Demirbilek & Özkale, 2014; Gökçe, Aydoğan Yenmez & Özpınar, 2016; Barçın, 2019).

#### *4.2 Suggestions*

Interpretations and related discussions regarding the findings obtained the study were given above. This section includes suggestions for future research.

First of all, I argue that students, who constituted the pillar of the present study, do not have a meta function in the classroom environment, and we, as teachers, should not thus constantly transfer information to students with the mindset of software developers. It is thought that the use of dynamic software, which is open to intervention by students themselves and which allows students to see inside rather than just touching during the teaching of geometric subjects, will make the teaching process efficient. In addition, it is thought that students can exhibit more original attitudes towards the feedback regarding mathematical activities presented with problem situations that are meaningful in their mental world. In this respect, it is suggested that a lesson plan based on RME be disseminated. Moreover, it is thought that having students watch reminder animations starting from primary school and thus initiating a mental infrastructure construction process in order to encourage the teaching to be carried out on the subject of volume will increase the efficiency in the teaching process. Such a study could be one that will take many years allowing making observations. It is also thought that providing students with the opportunity to think and to express themselves during lessons will increase the quality of education.

#### Acknowledgements

This research did not receive any specific grant from funding agencies in the public commercial, or not-for-profit sectors.

The authors declare no competing interests.

#### References

- Akkurt, R. (2020). *Examining the mathematical competencies of sixth grade students by applying daily life problems*. Bursa Uludağ University: Unpublished M.A. Thesis.
- Aldan Karademir, Ç., & Deveci, Ö. (2019). Elementary school pre-service teachers' use of mathematics language in teaching mathematics and perceptions of mathematical literacy self-efficacy. *İnönü University Journal of Education Faculty*, 20(3), 695-708.
- Alkhateeb, M., & Al-Duwairi, A. (2019). The effect of using mobile application (GeoGebra and sketchpad) on the students' achievement. *International Electronic Journal of Mathematics Education*, 14(3), 523-533. <https://doi.org/10.29333/iejme/5754>
- Arı, A., Demir, B., & Baydar Işık, B. (2019). Use of manga comics in mathematics education. *Bayburt University Journal of Science*, 2(2), 261-265.
- Arikan, S. (2016). The relationship between learning opportunities and mathematics performance of students in Turkey. *Mustafa Kemal University Journal of Social Sciences Institution*, 13(36), 47-66.
- Arslan, S., & Yıldız, C. (2010). Reflections from the experiences of 11<sup>th</sup> grade students in the stages of mathematical thinking. *Journal of Education and Science*, 35(156), 17-31.
- Aşıcı, F., & Dede, Y. (2019). Transfer of educational values through mathematical problems: a theoretical study. *Necatibey Education Faculty Journal of Electronics Science and Mathematics Education*, 13(1), 260-283. <https://doi.org/10.17522/balikesirnef.518832>
- Aydın Ünal, Z., & İpek, A. (2009). The effect of realistic mathematics education on primary school 7th grade students' success in multiplication with integers. *Education and Science*, 1-10, ISSN: 1300-1337.

- Baki, A. (2000). Learning mathematics in a computer-equipped environment. *Hacettepe University Journal of Education Faculty*, 19, 186-193.
- Baki, A. (2001). Evaluation of mathematics education in the light of information technology. *Journal of National Education*, 149, 26-31.
- Balcı Şeker, H., & Erdoğan, A. (2017). The effect of geometry teaching with GeoGebra software on geometry course success and geometry self-efficacy. *OPUS International Journal of Society Researches*, 7(12), 82-97.
- Barçın, H. (2019). *The effect of explaining the subject of transformation geometry in mathematics course with GeoGebra software on students' mathematics achievement, anxiety and attitude*. Necmettin Erbakan University: Unpublished M.A. Thesis.
- Bayezit, B. (2019). *Developing an instructional design for technology integration in the teaching of the secondary school volume subject*. Balıkesir University: Unpublished M.A. Thesis.
- Canbazoğlu, H. B., & Tarım, K. (2021). Mathematical literacy problem posing skills and mathematical activity development processes of primary school teacher candidates. *Journal of National Education*, 50(231), 147-172. <https://doi.org/10.37669/milliegitim.743434>
- Çilingir, E., & Artut, P. (2016). The effect of realistic mathematics education approach on primary school students' achievement, visual mathematics literacy self-efficacy perceptions and problem solving attitudes. *Turkish Journal of Computer and Mathematics Education*, 7(3), 578-600. <https://doi.org/10.16949/turkbilmat.277872>
- Çoban, H. (2010). *The relationship between pre-service teachers' mathematical reasoning skills and their level of using metacognitive learning strategies*. Gaziosmanpaşa University: Unpublished M.A. Thesis.
- Dane, A., & Başkurt, H. (2012). Perception levels and misconceptions of 6<sup>th</sup>, 7<sup>th</sup> and 8<sup>th</sup> grade primary school students about the concepts of point, line and plane. *Ondokuz Mayıs University Journal of Education Faculty*, 31(2), 81-100.
- Demir, G., & Akar Vural, R. (2017). Examining the process of gaining mathematical competence and skills aimed at the secondary education mathematics program on the basis of teacher opinions. *Adnan Menderes University Journal of Social Sciences Institution*, 4(1), 118-139. <https://doi.org/10.30803/adusobed.309074>
- Demir, S., & Durmaz, M. (2018). Opinions of primary mathematics teachers about mathematics anxiety and intervention methods. *Journal of Academia Educational Research*, 3(1), 17-27.
- Demirbilek, M., & Özkale, A. (2014). Investigation of the effectiveness of GeoGebra use on associate degree mathematics teaching. *Necatibey Education Faculty Journal of Electronic Science and Mathematics Education*, 8(2), 98-123. <https://doi.org/10.12973/nefmed.2014.8.2.a5>
- Demirel, T., Somyürek, S., & Yılmaz, G. (2017). Examination of written argumentation skills of secondary school students on geometric objects and volume measurement. *Ahi Evran University Journal of Kırşehir Education Faculty*, 18(1), 191-211.
- Duatepe, A. (2016). Theories in mathematics education. In *Van Hiele geometric thinking levels* (pp. 265-275). Pegem Publications.
- Dündar, S., Temel, H., & Gündüz, N. (2015). An evaluation on visualization and concretization in mathematics education. *Dicle University Journal of Ziya Gökalp Education Faculty*, (24), 339-362. <https://doi.org/10.14582/DUZGEF.52>
- Erdener, K., & Gür, H. (2019). Student views on the use of dynamic geometry software Geometer's Ksketchpad in middle school mathematics lessons. *Balıkesir University Journal of Science Institution*, 21(1), 364-377. <https://doi.org/10.25092/baunfbed.548536>
- Erdoğan, S. (2006). *Investigation of the effect of mathematics education given to six-year-old children with drama method on mathematics ability*. Ankara University: Doctorate Thesis.

- Ertem Akbaş, E. (2021). Examining the structure of observed learning outcomes of associate-degree vocational school students in a CAS-supported environment: limit-continuous sample. *Education Quarterly Reviews*, 4(2), 312-328. <https://doi.org/10.31014/aior.1993.04.02.282>
- Esen, Y., & Çakıroğlu, E. (2012). Elementary mathematics teacher candidates' understanding of using units in measuring volume. *Journal of Mathematics Education*, (1), 21-30.
- Fraenkel, J. R., Wallen, N. E., & Hyun, H. H. (2011). *How to design and evaluate research in education*. New York: McGraw-Hill Humanities/Social Sciences/Languages.
- Gasking, D. (1940). In mathematics and the world (Ed. Bekir S. Gür). *Philosophy of Mathematics*, Ankara: Kadim Publications.
- Gökçe, S., Aydoğan Yenmez, A., & Özpınar, İ. (2016). Opinions of mathematics teachers on worksheets prepared with GeoGebra. *Turkish Journal of Computer and Mathematics Education*, 7(1), 164-187. <https://doi.org/10.16949/turcomat.21979>
- Gürbüz, R., & Gülburnu, M. (2014). The effect of cabri 3d used in 8<sup>th</sup> grade geometry teaching on conceptual learning. *Turkish Journal of Computer and Mathematics Education (TURCOMAT)*, 4(3), 224-241. <https://doi.org/10.16949/turcomat.60325>
- Güven, B. (2002). *Learning geometry by exploring with the dynamic geometry software Cabri*. Karadeniz Teknik University: Unpublished M.A. Thesis.
- İrmak, L., & Çelik, H. (2021). The effect of multiple intelligence-based education on the mathematics achievement and attitudes of seventh grade students. *Journal of Computer and Education Research*, 9-17, 405-430. <https://doi.org/10.18009/jcer.870157>
- Johnson, A. P. (2014). *Action research handbook* (translated by Meltem Özten Anay and Yıldız Uzuner). Ankara: Anı Publications.
- Kaylak, S. (2014). *The effect of lesson activities based on realistic mathematics education on student achievement*. Necmettin Erbakan University: Unpublished M.A. Thesis.
- Koçak, M., & Soylu, Y. (2018). Examining the teaching strategy knowledge of mathematics teacher candidates about surface area and volume. *International Journal of Educational Studies in Mathematics*, 5(3), 78-97.
- Kültür M., Kaplan A., & Kaplan, N. (2002). Evaluation of teaching the subjects of length, area and volume measurements in 4<sup>th</sup> and 5<sup>th</sup> grades of primary schools. *Gazi University Educational Journal of Kastamonu*, 10(2), 297-308.
- Kurtuluş, A., & Uygan, C. (2016). Using Google sketchup software in geometry teaching. *Mehmet Akif Ersoy University Journal of Education Faculty*, 1(40), 191-207. <https://doi.org/10.21764/efd.45056>
- Merriam, S. B. (2009). *Qualitative research*. San Francisco: A Wiley Imprint.
- Miles, M. B., & Huberman, A. M. (1994). *Qualitative data analysis: An expanded sourcebook*. Thousand Oaks: Sage Publications.
- Mutlu, Y., & Söylemez, İ. (2019). Teaching the subject of transformation geometry to secondary school 8th grade students with geogebra mathematics software. *Education and Technology*, 1(2), 163-172.
- Nasibov, F., & Kaçar, A. (2005). About math and math education. *Educational Journal of Kastamonu*, 13(2), 339-346.
- National Council of Teachers of Mathematics (NCTM) (2020). Standard 2: Knowing and using mathematical process. Final. Reston, VA: NCTM. [https://www.nctm.org/uploadedFiles/Standards\\_and\\_Positions/NCTM\\_Secondary\\_2020](https://www.nctm.org/uploadedFiles/Standards_and_Positions/NCTM_Secondary_2020) . Assessed: 29 May 2021.
- Öçal, M. F. (2017). The role of GeoGebra in identifying conceptual errors in geometry questions. *Erzincan University Journal of Education Faculty*, 19(3), 204-224. <https://doi.org/10.17556/erziefd.333638>



- Öksüz, C. (2010). Misconceptions of seventh grade gifted primary school students about “point, line and plane”. *Elementary Education Online*, 9(2), 508-525. <http://ilkogretim-online.org.tr/>. Access Date: 13 October 2021.
- Okuyucu, Ü., & Özdemir Erdoğan, E. (2021). Introduction to the concept of volume in a material-supported teaching environment in the sixth-grade mathematics course. *International Journal of Educational Studies in Mathematics*, 8(2), 77-97. <https://doi.org/10.17278/ijesim.828659>
- Özçakır, B., & Aydın, B. (2019). The effect of augmented reality experiences on technology integration self-efficacy perceptions of pre-service mathematics teachers. *Turkish Journal of Computer and Mathematics Education (TURCOMAT)*, 10(2), 314-335. <https://doi.org/10.16949/turkbilmat.487162>
- Özçelik, A., & Tutak, T. (2017). The effect of teaching 7th grade percentage and interest subject based on realistic mathematics education on students' achievement and attitudes. *Journal of Electronic Education Sciences*, 6(12), 204-216.
- Şahin, E., & Kabasakal, V. (2018). Examination of student views on the use of dynamic mathematics programs (GeoGebra) in stem education approach. *Anemon Muş Alparslan University Journal of Social Sciences*, 6(STEMES'18), 55-62.
- Topuz, F., & Birgin, O. (2020). Student views on the GeoGebra-supported teaching material and learning environment developed on the seventh grade “circle and circle”. *Journal of Computer and Education Research*, 8(15), 1-27.
- Tunalı, Ö. K. (2010). *Comparison of the concept of angle according to realistic mathematics teaching and constructivist theory*. Uludağ University: Unpublished M.A. Thesis.
- Türkkan Turhan, B., Yolcu, E., & Karataş, T. (2019). Examination of doctoral theses containing action research in the field of educational sciences in Turkey. *Journal of Bayburt Education Faculty*, 14(28), 501-524. <https://doi.org/10.35675/befdergi.471731>
- Türnüklü, A. (2000). A qualitative research technique that can be used effectively in educational science research: interview. *Educational Management in Theory and Practice*, 24, 543-559.
- Van den Heuvel – Panhuizen, M., & Drijvers, P. (2014). Realistic mathematics education (Eds. Stephen Lerman). *Encyclopedia of Mathematics Education*. Springer, Dordrecht.
- Yavuz Mumcu, H. (2018). Examining the mathematical association skill in the theoretical dimension: an example of the concept of derivative. *Turkish Journal of Computer and Mathematics Education (TURCOMAT)*, 9(2), 211-248. <https://doi.org/10.16949/turkbilmat.379891>
- Yayla, Ö., & Bangir Alpan, G. (2019). Teacher and student views on the reasons for students' difficulties in mathematics. *Journal of Education and Social Studies*, 6(2), 401-425.
- Yenilmez, K., & Bozkurt, E. (2006). Teacher's thoughts on the theory of multiple intelligences in mathematics education. *Mehmet Akif Ersoy University Journal of Education Faculty*, 12, 90-103.
- Yenilmez, K., & Dereli, A. (2009). Factors that create negative prejudice against mathematics in primary schools. *e-Journal of New World Sciences Academy Education Sciences*, 4(1), 25-33.
- Yıldırım, A., & Şimşek, H. (2018). *Qualitative research methods in the social sciences*. Ankara: Seçkin Publications.
- Yıldızhan, B., & Şengül, S. (2017). Examining 6th grade students' misconceptions about the meaning of letters in the context of transition from arithmetic to algebra and comparing them with students' mathematics attitudes and self-efficacy. *The Journal of International Lingual Social and Educational Sciences*, 3(2), 249-268.
- Zengin, A., & Akçakın, V. (2021). The effect of geogebra assisted mathematics teaching on the achievement of sixth grade students: measuring area and volume. *SDU International Journal of Educational Studies*, 8(1), 51-67. <https://doi.org/10.33710/sduijes.871299>

- Zengin, Y. (2017). Investigation of the effect of Geogebra software on mathematics anxiety and mathematics teaching anxiety. *Yüzüncü Yıl University Journal of Education Faculty*, 14(1), 908-939.
- Zengin, Y. (2017). Research on the exploration of the concepts of neighborhood and concentration point in a dynamic mathematical environment. *Mehmet Akif Ersoy University Journal of Education Faculty*, (43), 302-333. <https://doi.org/10.21764/efd.17728>
- Zulkardi, N. (2002). *Developing a learning environment on realistic mathematics education for Indonesian student teachers*. University of Twente: Doktora tezi.

