

AN EMPIRICAL INVESTIGATION ON THE PERFORMANCE OF THE COMPONENTS OF QUALITY MANAGEMENT: IN THE CASE OF ETHIOPIAN MANUFACTURING COMPANIES

Getahun Mekuria¹

Received 26.04.2023.
Accepted 06.09.2023.

Keywords:

Quality Management Components; Quality Planning; Quality Control; Quality Assurance; Quality Improvement; Performance; Ethiopian Manufacturing Firms

ABSTRACT

The main issue that requires careful consideration if organizations want to surpass their competition is quality management. The ability to create high-quality goods that meet or exceed customer expectations is critical to the survival and profitability of any government or private manufacturing enterprise. The purpose of this article is to examine the performance of the quality management components in Ethiopian manufacturing firms. Based on the literature reviewed four crucial quality management components were identified (i.e. quality planning, quality control, quality assurance, and quality improvement). As a result, the variables were used to create the conceptual framework and survey questions. Descriptive statistical analysis was used to analyze the data. The results indicate that the performance of quality management components in selected manufacturing companies was found to be low throughout all tents, including quality planning, quality control, quality assurance, and quality improvement.



© 2023 Published by ASPUR

1. INTRODUCTION

Currently, quality management is the standout factor that needs careful consideration if businesses are to outperform their competitors. In any government and private manufacturing firm, the key to its survival and success depends on the capacity to provide high-quality products and meet or exceed customer expectations. It is a common phenomenon that many manufacturing companies encounter issues in delivering satisfactory products to its customer at the minimum manufacturing cost that will increase the profits and reputation of the company.

Meanwhile, in today's competitive business environment, manufacturing firms are under pressure to

match particular client demands while still delivering high-quality items to the market. Moreover, it is reasonable by most of the partners that quality management issues are the stumbling piece for the investors in manufacturing companies. Besides, quality management issues were clear in all divisions. As a result, many companies have reacted to the issues by adopting broad aspects of quality and they are beginning to emphasize quality management in all elements and phases of their business rather than just operations. Quality management, despite its prominence, has been the subject of countless empirical studies, for example, see, Agarwal et al., (2013); Bayissa, (2016); Berhe & Gidey, (2016); Bhatia & Awasthi, (2017); Birhanu & Daniel, (2014); Brkić et al., (2011); Buhumaid, (2022); Claver et al., (2003); Gedif, (2019); Gutiérrez et al.,

¹ Corresponding author: Getahun Mekuria
Email: getahunmekuria3@gmail.com

(2012); Hoonakker et al., (2010); Jaafreh & Al-abedallat, (2013); Kitaw & Bete, (2003); Lakhali et al., (2006); Martínez-Costa & Martínez-Lorente, (2008); Milanoi, (2016); Mohammed et al., (2019); Muyanda et al., (2019); Patyal & Koilakuntla, (2017); Phan et al., (2011); Tari et al., (2007); Zeng et al., (2014); Wanza et al., (2017). Generally, most of the empirical studies focus mainly on discussing quality management practices, and principles, and examining their impact on organizational performance in various sectors. Even if, there are numerous empirical studies conducted on quality management. Still, there is an absence of empirical studies on ascertaining the performance of the quality management components. Consequently, this article critically examines the performance of the quality management components in Ethiopian manufacturing firms. This article is organized in chronological order as follows. Section two presents a related literature review of the concept, theory, definition, models, and findings on components of quality management. Section three describes the methodologies employed in the research. Section four presents the results of the research investigation and demonstrates how different manufacturing firms implement crucial quality management components. Section five interprets the analysis result. Section six shows a conclusion drawn from the research and forwards a method of how the company can overcome issues related to quality management components.

2. LITERATURE REVIEW

2.1 Concepts of Quality and Quality Management

Regardless of the challenges in defining the concept of quality exactly, however, several scholars have defined the concept of quality from different perspectives (Saghier & Nathan, 2013). Meanwhile, Harvey & Green, (1993) summarize the concept of quality into two different comparative concepts such as quality means different things to different people, and the second is relative to a process or outcomes, subsequently, they reflected quality as an exception, value for money, transformative, and fitness for purpose. Also, based on their importance, the concept of quality can be categorized into five generic classes in terms of, transcendent, product, process or supply, customer, and values approach (Ghobadian et al., 1994). The concept of quality leads to meeting the gap between what customers expect and what they perceive (Shen et al., 2000). Indeed, the concept of quality is quite difficult for customers to understand, consequently, customers describe quality based on their actual perception (Dale, 2003). See, for example, the meaning of quality in Figure 1.

In brief, this means when we discuss anything using the concept of quality, it simply implies that we are referring to the extent or degree to which the stated requirement is met. The concept of quality management

has evolved over the last decade, from a nascent set of concepts to a comprehensive framework for controlling all aspects of quality in any organization.

Quality management includes guiding and managing aspects such as staff training, supplier quality management, and product or service design; also, from a system–structural perspective, quality management may be described as a simple three-stage process mode (Benson et al., 1991). See, for instance, Figure 2.

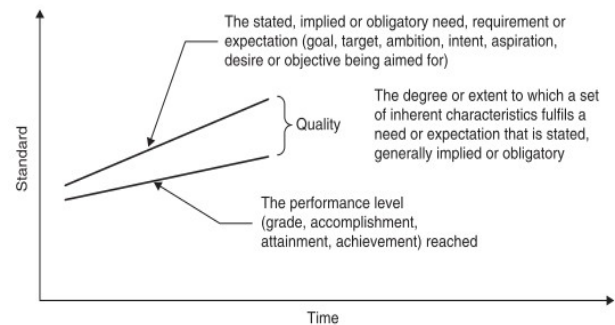


Figure 1. The meaning of quality. Source: (Hoyle, 2007)

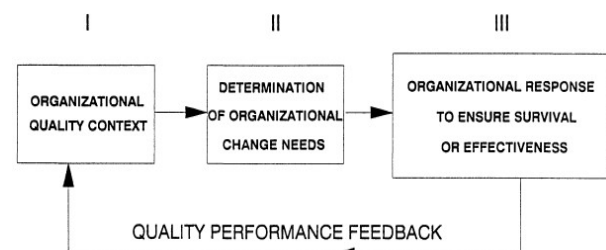


Figure 2. System–structural view of quality management. Source: (Benson et al., 1991)

Quality management is defined as an integrated strategy for achieving and maintaining high-quality output by focusing on the maintenance and continual improvement of processes and defect avoidance at all levels and in all activities of an organization to meet or exceed customer expectations (Flynn et al., 1994). Quality management is described as a management philosophy or strategy comprised of a collection of mutually reinforcing principles, each of which is backed by a set of practices and methodologies (Sousa & Voss, p.92, 2002). Modern statistical quality control, quality improvement, and reliability operate within the concept of quality management (Bisgaard, 2007, 2008). Finally, ISO 9000 describes quality management as a coordinated action that directs and controls an organization’s quality (Hoyle, 2007). Quality planning, quality control, quality improvement, and quality assurance are examples of these activities.

2.2. Components of Quality Management

To date, a great deal of studies has been done from many angles to identify the components of successful quality management, with contributions from quality

leaders, formal assessment models, and empirical studies as crucial sources (Tari, 2005). It was required to identify each critical quality management component in detail for this research. Numerous scholars stated the pillars of quality management consist of quality planning, quality assurance, quality control, and quality improvement. See, for example, Table 1.

Therefore in this section, the critical quality management components are identified. Accordingly, the variables will be used to create the conceptual framework and survey questionnaires, as well as to look into the possibility of using these components in specific manufacturing companies.

Table 1. Component of quality management

Components of Quality Management	Variables	References
	Quality planning	Bisgaard, (2007), (2008);
	Quality control	Hoyle, 2007; Mitra, (2016);
	Quality assurance	Tummala & Tang, (1996);
	Quality improvement	Visschedijk et al., (2005); Westgard & Westgard, (2016)

Conceptual Framework is shown in figure 3.

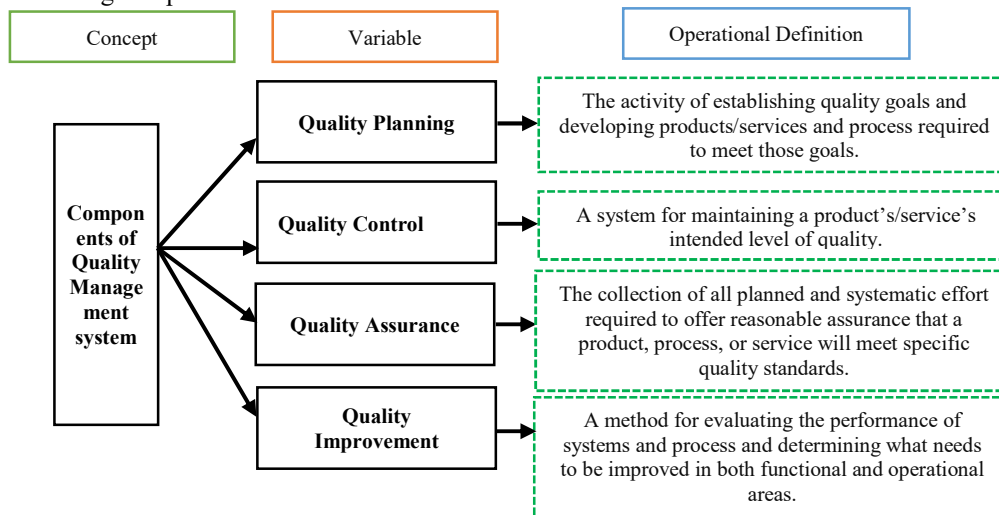


Figure 3. Conceptual Framework. Source: (Author survey, 2022)

2.3 Empirical Studies

In the previous section theories, regarding quality and quality management have been explained in detail. Further, a critical quality management component was identified. With this in mind, the conceptual framework is created using these identified variables. Therefore in this section, empirical studies will be reviewed in each quality management component in detail.

2.3.1. Quality Planning

Several researchers have conducted empirical research over the last decade to explore the impacts of quality planning on different sectors. See, for example, Table 2.

2.3.2. Quality Control

Similarly, numerous scholars have undertaken empirical studies to investigate the effects of quality control in various industries. See, for case, Table 3.

2.3.3. Quality Assurance

This section presents empirical studies on quality assurance from various sources. See, for instance, Table 4.

2.3.4. Quality Improvement

This section presents empirical quality improvement research from a variety of sources. See, for case, Table 5.

Table 2. Empirical studies on quality planning

Author	Research Purpose	Methods	Units of Analysis	Findings
(Lam, 1997)	Investigate the quality planning process & its perceived usefulness.	Factor & Cluster analysis	84 quality managers	Different firms could be grouped according to their strategic planning orientation & the level of planning sophistication was found to moderate significantly the strategic performance baseline.
(Senaratne & Thushangi, 2012)	Explore whether the Sri Lankan construction contractor practices quality planning effectively and the extent to which they are ready to implement strategic quality planning.	Descriptive & Inferential Statistics Analysis	3 large-scale constructing firms	ISO 9000 is the most quality management practiced by Sri Lankan construction contractors.

An Empirical Investigation on the Performance of the Components of Quality Management: In the Case of Ethiopian Manufacturing Companies

Table 3. Empirical studies on quality control

Author	Research Purpose	Methods	Units of Analysis	Findings
(Olayiwola et al., 2019)	Investigate the effect of quality control management and customer retention focusing on the dimensions of employee participation, supplier quality management, higher management commitment, and leadership enhancement in quality.	Pearson Product Moment Correlation & Multiple regression Analysis	150 respondent	+ve significant relationship between high management commitment ($r = .659$), supplier quality management ($r = .607$), employee involvement ($r = .619$), leadership enhancement ($r = .508$) and customer retention.
(Oloo, 2017)	Investigate based on two theories, Deming's theory of total quality management and the reliability theory by Rausand and Hoyland.	Descriptive Statistics & Regression Analysis	5 mobile telecommunication firms	72% of the variation in organizational performance can be accounted for by the variation in the quality control practices discussed, with the remaining 28 % being accounted for by other factors not in the model or by chance variation.
(Alzoubi, 2021)	Investigate the hotel industry in the light of process quality and quality control.	Descriptive statistics, correlation, ANOVA & regression analysis	119 hotel firms	Process quality & quality control has a significant impact on attaining competitiveness in the hotel industry.

Table 4. Empirical studies on quality assurance

Author	Research Purpose	Methods	Units of Analysis	Findings
(Belina, 2021)	Investigate the extent of quality assurance implementation from the inspection approach & its contribution to quality enhancement & accountability.	Thematic analysis	2 firms	The inspection strategy design at MOE did not practically implement as it was designed & it has a shortage of linkage to the operational practice.
(Sultana et al., 2020)	Empirically investigate the SQA process followed in software companies in Bangladesh.	Quantitative & Qualitative analysis	9 software companies	More than half of the companies fall short in adhering to SQA practices within their SDLC. The rest either fully or partially comply with it.
(Faller, 2018)	Analyze the impact of quality assurance on management practices & staff performance in the technical college of the Sultanah of Oman.	Descriptive-correlation analysis	233 faculty member	The relationship between all the quality assurance implementation and staff performance, implementation & management practices was significant.
(Sowunmi et al., 2016)	Investigate the software quality assurance practices of practitioners in Nigeria	Descriptive statistics	All software firms in Nigeria	It was observed that quality assurance practices are quite neglected and this can be the cause of low patronage.

Table 5. Empirical studies on quality improvement

Author	Research Purpose	Methods	Units of Analysis	Findings
(Maani et al., 1994)	Empirical verification of the operational & strategic value of quality improvement aims to narrow the gap between theory & practice.	Structural Equation Modeling (SEM)	184 plant	Improving quality positively enhances operational performance & productivity.
(Miller et al., 2006)	Investigate quality improvement practices of for-profit & not-for-profit hospitals.	Factor analysis	110 hospitals	Thus, underscoring the utility of quality improvement efforts despite the difference in operating characteristics, strategies & operating constraints is helpful.
(Kokemüller, 2011)	Empirically analyzing the factor influencing the success of data quality improvement.	Structural Equation Modeling (SEM)	179 respondents	Organizational implementation success is positively associated with perceived data quality, whereas no significant contribution of data quality project, to perceived data quality, could be observed.
(Mulay &	Investigate the impact of quality	Partial Least	725	The admissions process was found to have the most

Khanna, (in terms of customer Square- respondents impact on quality, and exam & placement processes also had a significant impact on quality. 2020) expectations) related to selected administrative processes in professional higher education institutions. Structural Equation Modeling

3. METHODS

With the research objective in mind, the quantitative research method was used in this research. Descriptive statistical analysis was used to examine the performance of the quality management components in Ethiopian manufacturing firms. Meanwhile, in this research, data were collected online from the respondent using close-ended survey questionnaires. Simple random sampling was selected. 385 number of the case company's general manager, head of department/section, QMS coordinators, and quality teams are involved. The case company's employees, who were field workers (like purchasers, and sellers) and those who are newly employed and had inadequate knowledge/information for the quality management implementation were excluded.

Reliability Statistics

In reliability statistics, there are so many methods suggested by various literature. Among them, the most preferred method is the internal consistency method which includes (split-half, item-total correlation, and Cronbach's-alpha/coefficient alpha). Among these, the most frequently used method is Cronbach's-alpha/coefficient alpha. Even though Cronbach's-alpha/coefficient alpha is translated in numerous ways

in the literature, the most common interpretation is described in Table 6.

Table 6. The Classification of Cronbach's Alpha Coefficient.

Cronbach's Alpha Coefficient	Interpretation of Cronbach's Alpha Coefficient
≥ 0.9	The internal consistency of the scale is high
$0.7 \leq \alpha < 0.9$	The scale has internal consistency
$0.6 \leq \alpha < 0.7$	The internal consistency of the scale is acceptable
$0.5 \leq \alpha < 0.6$	The internal consistency of the scale is weak
$\alpha \leq 0.5$	The scale has no internal consistency

Source: (Sürücü & Maslakçi, 2020)

Briefly, in this research, Cronbach's-alpha/coefficient alpha was utilized to check the internal consistency of the data. The main aim of conducting reliability statistics analysis (Cronbach's-alpha/coefficient alpha) is to identify the internal consistency of the data. Therefore, Table 7 indicates that the Cronbach's-alpha/coefficient alpha value of each construct falls between $0.7 \leq \alpha < 0.9$ which shows that the scale has internal consistency.

Table 7. Reliability statistics for Cronbach's alpha

No.	Construct	Item	Cronbach's-alpha (α)	N
1	Quality Planning	QP ₁	0.856	120
		QP ₂		
		QP ₃		
		QP ₄		
		QP ₅		
		QP ₆		
2	Quality Control	QC ₁	0.869	120
		QC ₂		
		QC ₃		
		QC ₄		
		QC ₅		
		QC ₆		
3	Quality Assurance	QA ₁	0.726	120
		QA ₂		
		QA ₃		
		QA ₄		
		QA ₅		
4	Quality Improvement	QI ₁	0.786	120
		QI ₂		
		QI ₃		
		QI ₄		
		QI ₅		
		QI ₆		

Source: (Author survey,2022)

Validity statistics

The Kaiser-Meyer-Olkin (KMO) test is used in this research to determine the sampling adequacy of data that will be used for exploratory factor analysis. The KMO test also allows us to ensure that the data we have are suitable for running an exploratory analysis and it also determines whether or not we have specified what we intend to measure. Furthermore, a KMO score between 0.8 and 1 shows that the sample is appropriate if the KMO value is less than 0.6 the sampling is insufficient for analysis. Therefore, the table below shows that the KMO test value is 0.892 which is between 0.8 and 1 indicating that the sampling is appropriate for further exploratory factor analysis.

Furthermore, the usefulness of exploratory component analysis was verified by Bartlett's test of Sphericity,

which is employed as a measure of the strength of the link between variables. The score of Bartlett's Test of Sphericity (Chi-Square) is 1,848.058, suggesting that the data were suitable to proceed with the exploratory component analysis.

Table 8. KMO and Bartlett's test.

KMO & Bartlett's Test			
Kaiser-Meyer-Olkin measure of sampling adequacy		0.892	
Bartlett's Test of sphericity	Approximate Chi-square	1848.058	
	df.	0.231	
	Sig.	0.000	

Source: (Author survey, 2022)

Table 9. Total variances explained.

Components	Total Variance Explained					
	Initial Eigen Values			Rotations sums of squared loadings		
	Total	% of Variance	Cumulative %	Total	% of Variance	Cumulative %
1	10.236	46.527	46.527	9.965	45.297	45.297
2	3.047	13.851	60.377	2.585	11.749	57.047
3	2.449	11.133	71.510	2.296	10.438	67.485
4	1.804	8.200	79.710	2.152	9.784	77.269

Source: (Author survey, 2022)

Note: Extraction Method: Principal Component Analysis

The primary objective of doing exploratory factor analysis is to identify the important factors or dimensions of competing priorities. To assess the number of components to keep for quality management, the researcher applied the notion of Kaiser's rule (Eigenvalue >1), but with a more interpretable factor loading. Similarly, the leftmost section of the preceding table represents the variation explained by the first solution; only four components in the initial solution have Eigenvalue >1, and the entire cumulative percentage weights 77.269 percent of the variability in the original variables. This suggests that four hidden influences are linked to quality management. However, the remaining components are unexplained variances since their Eigenvalue is less than one. Likewise, the rightmost half of the preceding table represents the variation explained by the extraction factor after rotation.

The rotation factor model makes minor modifications to all four components. Following the completion of the aforementioned stage, which is the KMO and Bartlett's Test of Sphericity, the researcher conducted exploratory factor analysis utilizing the principal component extraction method with quartimax rotation and Kaiser Normalization. Kaiser normalization is used to provide solution stability across samples; in this analysis, all elements have equal weight while rotating. Similarly, quartimax is used for orthogonal rotation because it finds overall factors as well as optimizes squared loading such that each item loads most strongly onto a single factor. Similarly, orthogonal rotation analysis

presupposes that all factors are independent or unrelated to one another.

Table 10. Exploratory factor analysis of components quality management.

Construct	Rotated component matrix			
	Components			
	1	2	3	4
QP ₁	0.929			
QP ₂	0.912			
QP ₃	0.757			
QP ₄	0.840			
QP ₅	0.795			
QP ₆	0.856			
QC ₁		0.516		
QC ₂		0.762		
QC ₃		0.750		
QC ₄		0.900		
QC ₅		0.779		
QC ₆		0.850		
QA ₁			0.964	
QA ₂			0.473	
QA ₃			0.667	
QA ₄			0.979	
QA ₅			0.642	
QI ₁				0.903
QI ₂				0.736
QI ₃				0.689
QI ₄				0.855
QI ₅				0.883
QI ₆				0.502

Source: (Author survey, 2022)

Note: Extraction Method: principal component analysis
Rotation Method: Quartimax with Kaiser Normalization
Rotation coverage in 7 iterations

4. RESULTS AND DISCUSSION

This section presents the descriptive statistics analysis of the research investigation and demonstrates how different manufacturing firms implement crucial quality management components. Based on the descriptive statistics obtained, under quality planning, there are six sub-criteria. Among these companies, employees are given adequate time to plan for and test improvement (-0.942) and each department and workgroup within this company/division/team maintains specific goals to improve quality (-0.849) that is exceptionally skewed negatively (-0.942). Under quality control, there are six sub-criteria. All of them are skewed negatively. However, the quality and supervision organization is sited enough to ensure satisfactory quality control in the companies (-1.938), the company / division / department/ teams have adequate knowledge to challenge quality control results in the organizations (-1.673), and quality control is performed efficiently at the companies (-1.519) are significantly skewed negatively. Similarly, under quality assurance, there are five sub-criteria.

Table 11. Descriptive statistics.

Manufacturing industries			
Construct	Std. deviation	Skewness	Kurtosis
QP ₁	1.2050	-0.942	-0.050
QP ₂	0.8982	-0.849	0.182
QP ₃	1.0241	-0.275	-1.038
QP ₄	0.5021	0.000	-2.034
QP ₅	0.8754	-0.514	-0.283
QP ₆	0.2148	-0.756	-0.124
QC ₁	0.9258	-1.938	2.643
QC ₂	0.7515	-0.348	-1.151
QC ₃	0.4602	-0.884	-1.240
QC ₄	0.9204	-1.673	-1.953
QC ₅	0.4920	-0.413	-1.860
QC ₆	0.4017	-1.519	0.312
QA ₁	0.8754	-1.321	1.450
QA ₂	0.4602	-0.884	-1.240
QA ₃	0.4602	-0.884	-1.240
QA ₄	0.8096	-1.159	-0.454
QA ₅	0.4602	-0.884	-1.240
QI ₁	0.8341	-1.251	1.615
QI ₂	0.9204	-1.673	1.953
QI ₃	0.8341	-0.191	-1.540
QI ₄	0.4920	-0.413	-1.860
QI ₅	0.8754	-1.321	1.450
QI ₆	0.4920	-0.413	-1.860

Source: (Author survey, 2022)

References:

Agarwal, R., Green, R., Brown, P. J., Tan, H., & Randhawa, K. (2013). Determinants of quality management practices: An empirical study of New Zealand manufacturing firms. *International Journal of Production Economics*, 142(1), 130–145.

Alzoubi, A. (2021). The Impact of Process Quality and Quality Control on Organizational Competitiveness at 5-star hotels in Dubai. *International Journal of Technology, Innovation and Management (IJTIM)*, 1(1), 54–68. <https://doi.org/10.54489/ijtim.v1i1.14>

The companies/divisions/departments/teams view quality assurance as continuing the search for ways to improve (-1.321), and the company has an independent quality assurance department within the company (-1.159) that is strongly skewed negatively. Finally, under quality improvement, there are six sub-criteria. All of them are skewed negatively. Nonetheless, the company/division/department/teams provide highly visible leadership in maintaining an environment that supports quality improvement (-1.251), and the company/division/department/teams allocate adequate organizational resources (e.g finance, people, time, and equipment) to improve quality (-1.673), and quality improvement only involves managers (-1.321) are significantly skewed negatively.

5. CONCLUSIONS

The present research contributes to the dearth of research on quality management components in emerging manufacturing companies, particularly in Ethiopia, whereas past research has solely, focused on the total quality management practices, however, this article has focused on exploring the crucial quality management components that are significant for the success of any manufacturing companies. And investigate the challenges of implementing crucial quality management components. Besides, for effective usage of quality management, participation, individual association, group soul, devotion, communication, and a qualified workforce are required. And normal preparation, best administration, worker engagement, arrangement, adequate asset assignment (individuals, machines, crude materials), and rectifying documentation are all vital. The outcome of the descriptive analysis support that the practicality of quality management components in selected manufacturing companies was found to be low throughout all tents, including quality planning, quality control, quality assurance, and quality improvement, according to an analysis of the quality management components self-assessment report evaluation.

An Empirical Investigation on the Performance of the Components of Quality Management: In the Case of Ethiopian Manufacturing Companies

- Bayissa, K. F. (2016). Practices and Challenges of Quality Management System (ISO 9001 - 2008) in the Pharmaceutical Industry: The case of EPHARM Ethiopia. St. Mary's University.
- Belina, D. (2021). General Education Quality Assurance : The Extent of Quality Assurance Implementation from Inspection Approach in Ethiopia General Education. *Science Journal of Education*, 9(6), 207–220. <https://doi.org/10.11648/j.sjedu.20210906.13>
- Benson, P. G., Saraph, J. V., & Schroeder, R. G. (1991). The Effects of Organizational Context on Quality Management: An Empirical Investigation. *Management Science*, 37(9), 1107–1124.
- Berhe, L., & Gidey, T. (2016). Assessing the Awareness and Usage of Quality Control Tools with Emphasis to Statistical Process Control (SPC) in Ethiopian Manufacturing Industries. *Intelligent Information Management*, 8, 143–169. <https://doi.org/10.4236/iim.2016.86011>
- Bhatia, M. S., & Awasthi, A. (2017). Investigating effectiveness of Quality Management Systems. *International Journal of Productivity and Quality Management*, 21(2), 143–173.
- Birhanu, B., & Daniel, K. (2014). Quality management practice in Ethiopia. *African Journal of Business Management*, 8(17), 689–699. <https://doi.org/10.5897/ajbm2013.1624>
- Bisgaard, S. (2007). Quality Management and Juran's Legacy. *Quality and Reliability Engineering International*, 23, 665–677. <https://doi.org/DOI: 10.1002/qre.860>
- Bisgaard, S. (2008). Quality Management and Juran's Legacy. *Quality Engineering*, 20(4), 390–401. <https://doi.org/http://dx.doi.org/10.1080/08982110802317398>
- Brkić, V. K. S., Klarin, M. M., Brkić, A. D., Lučanin, V. J., & Milanović, D. D. (2011). Simultaneous consideration of contingency factors and quality management: An empirical study of Serbian companies. *African Journal of Business Management*, 5(3), 866–883. <https://doi.org/10.5897/AJBM10.559>
- Buhumaid, M. (2022). Approaching the Impact of Organisational Culture on Quality Management Practices Using the Competing Values Framework (CVF): The Case Study of Dubai Government Organisations. *International Journal of Productivity and Quality Management*, X(Y), 000–000.
- Claver, E., Tari, J. J., & Molina, J. F. (2003). Total Quality Management & Business Excellence Critical factors and results of quality management : An empirical study Critical factors and results of quality management : an empirical study. *Total Quality Management & Business Excellence*, 14(1), 91–118. <https://doi.org/10.1080/14783360309709>
- Dale, B. G. (2003). *Managing Quality* (4th Editio). Blackwell Publishing Ltd.
- Faller, J. M. V. (2018). Quality assurance implementation, management practices, and staff performance in the technical colleges of the sultanate of Oman: Inputs for a quality intervention program. *Academic Journal of Interdisciplinary Studies*, 7(2), 49–60. <https://doi.org/10.2478/ajis-2018-0046>
- Flynn, B. B., Schroeder, R. G., & Sakakibara, S. (1994). A framework for quality management research and an associated measurement instrument. *Journal of Operations Management*, 11(4), 339–366. [https://doi.org/10.1016/S0272-6963\(97\)90004-8](https://doi.org/10.1016/S0272-6963(97)90004-8)
- Gedif, S. (2019). Assessment of Quality Management Practices and Organizational Performance : The case of Modern Building Industries P . L . C (MBI). Addis Ababa University, College of Business and Economics.
- Ghobadian, A., Speller, S., & Jones, M. (1994). Service Quality: Concepts and Models. *International Journal of Quality & Reliability Management*, 11(9), 43–66. <https://doi.org/https://doi.org/10.1108/02656719410074297> Permanent
- Gutiérrez, L. J. G., Torres, I. T., & Molina, V. B. (2012). Quality management initiatives in Europe: An empirical analysis according to their structural elements. *Total Quality Management and Business Excellence*, 21(6), 577–601. <https://doi.org/10.1080/14783363.2010.483064>
- Harvey, L., & Green, D. (1993). Defining Quality. *Assessment & Evaluation in Higher Education*, 18(1), 9–34. <https://doi.org/10.1080/0260293930180102>
- Hoonakker, P., Carayon, P., & Loushine, T. (2010). Barriers and benefits of quality management in the construction industry: An empirical study. *Total Quality Management and Business Excellence*, 21(9), 953–969. <https://doi.org/10.1080/14783363.2010.487673>
- Hoyle, D. (2007). *Quality Management Essentials* (1st Editio). Elsevier Limited.
- Jaafreh, A. B., & Al-abadallat, A. Z. (2013). The Effect of Quality Management Practices on Organizational Performance in Jordan: An Empirical Study. *International Journal of Financial Research*, 4(1), 93–109. <https://doi.org/10.5430/ijfr.v4n1p93>
- Kitaw, D., & Bete, F. (2003). Quality Management: Efforts and Problems in Ethiopian Manufacturing Industries. *Journal of EEA*, 20, 55–74.
- Kokemüller, J. (2011). An empirical investigation of factors influencing data quality improvement success. 17th Americas Conference on Information Systems 2011, AMCIS 2011.
- Lakhal, L., Pasin, F., & Limam, M. (2006). Quality management practices and their impact on performance. *International Journal of Quality and Reliability Management*, 23(6), 625–646. <https://doi.org/10.1108/02656710610672461>
- Lam, S. S. K. (1997). Quality planning performance: the relationship between objectives and process. *International Journal of Quality & Reliability Management*, 14(1), 10–23. <https://doi.org/http://dx.doi.org/10.1108/02656719710156752>

- Maani, K. E., Putterill, M. S., & Sluti, D. G. (1994). Empirical Analysis of Quality Improvement in Manufacturing. *International Journal of Quality & Reliability Management*, 11(7), 19–37. <https://doi.org/http://dx.doi.org/10.1108/02656719410738984>
- Martínez-Costa, M., & Martínez-Lorente, A. R. (2008). Does quality management foster or hinder innovation? An empirical study of Spanish companies. *Total Quality Management and Business Excellence*, 19(3), 209–221. <https://doi.org/10.1080/14783360701600639>
- Milanoi, M. E. (2016). *Quality management and Organizational Performance of Manufacturing Firms in Nairobi*. University of Nairobi.
- Miller, P., Yasin, M. M., & Zimmerer, T. W. (2006). An empirical investigation of quality improvement initiatives in for-profit and not-for-profit hospitals: Environmental, competitive and outcome concerns. *International Journal of Health Care Quality Assurance*, 19(7), 539–550. <https://doi.org/10.1108/09526860610704169>
- Mitra, A. (2016). *Fundamentals of Quality Control and Improvement (4th Editio)*. Wiley.
- Mohammed, S., Brahma, G. J., & Aderaw, S. (2019). Impact of Total Quality Management (TQM) on Operational Performance of Ethiopian Pharmaceutical Manufacturing Plants. *International Journal of Engineering and Management Research*, 9(4), 78–86. <https://doi.org/10.31033/ijemr.9.4.13>
- Mulay, R. V., & Khanna, V. T. (2020). An empirical study on quality improvement in higher education institutions with reference to selected processes. *Quality Management Journal*, 28(1), 41–56. <https://doi.org/10.1080/10686967.2020.1848367>
- Muyanda, B. K., Okumu, S., & Fr. Mathenge, P. (2019). Quality management and market share: A case of African Airlines in Nairobi. *The Strategic Journal of Business & Change Management*, 6(3), 875 – 894.
- Naing, L., Winn, T., & Rusli, B. N. (2006). Practical Issues in Calculating the Sample Size for Prevalence Studies. *Archives of Orofacial Sciences*, 1(9), 9–14.
- Olayiwola, P. O., Akeke, S. S., & Odusanya, O. M. (2019). Quality Control Management and Customer Retention in Selected Manufacturing Companies in Nigeria: An Empirical Analysis. *Romanian Economic Journal*, 71, 60–78.
- Oloo, C. H. (2017). *Quality Control Practices and Organizational Performance of Mobile Telecommunications Firms in Kenya*. University of Nairobi.
- Patyal, V. S., & Koilakuntla, M. (2017). The impact of quality management practices on performance: an empirical study. *Benchmarking*, 24(2), 511–535. <https://doi.org/10.1108/BIJ-11-2015-0109>
- Phan, A. C., Abdallah, A. B., & Matsui, Y. (2011). Quality management practices and competitive performance: Empirical evidence from Japanese manufacturing companies. *International Journal of Production Economics*, 133(2), 518–529. <https://doi.org/10.1016/j.ijpe.2011.01.024>
- Saghier, N. El, & Nathan, D. (2013). Service Quality Dimensions and Customers ' Satisfactions of Banks in Egypt. *Proceedings of 20th International Business Research Conference*, April, 1–13. http://www.wbiworldconpro.com/uploads/dubai-conference-2013-april/banking/1364462871_607-Niveen.pdf
- Senaratne, S., & Thushangi, J. (2012). Quality Planning Process of Construction Contractors: Case Studies in Sri Lanka. *Journal of Construction in Developing Countries*, 17(1), 101–114. http://eprints.usm.my/42126/1/Art_7_jcdc17-1.pdf
- Shen, X. X., Tan, K. C., & Xie, M. (2000). An integrated approach to innovative product development using Kano's model and QFD. *European Journal of Innovation Management*, 3(2), 91–99. <https://doi.org/10.1108/14601060010298435>
- Sousa, R., & Voss, C. A. (2002). Quality management re-visited: a reflective review and agenda for future research. *Journal of Operations Management*, 20, 91–109. [https://doi.org/https://doi.org/10.1016/S0272-6963\(01\)00088-2](https://doi.org/https://doi.org/10.1016/S0272-6963(01)00088-2)
- Sowunmi, O. Y., Misra, S., Fernandez-Sanz, L., Crawford, B., & Soto, R. (2016). An empirical evaluation of software quality assurance practices and challenges in a developing country: A comparison of Nigeria and Turkey. *SpringerPlus*, 5(1921), 1–13. <https://doi.org/10.1186/s40064-016-3575-5>
- Sultana, N., Syeed, M., & Fatema, K. (2020). an Empirical Investigation on Quality Assurance Practices in Software Industries: Bangladesh Perspective. *International Journal of Software Engineering and Computer Systems*, 6(2), 1 – 10.
- Sürücü, L., & Maslakçı, A. (2020). Validity and Reliability in Quantitative Research. *Business & Management Studies: An International Journal*, 8(3), 2694–2726. <https://doi.org/10.15295/bmij.v8i3.1540>
- Tarí, J. J., Molina, J. F., & Castejón, J. L. (2007). The relationship between quality management practices and their effects on quality outcomes. *European Journal of Operational Research*, 183(2), 483–501. <https://doi.org/10.1016/j.ejor.2006.10.016>
- Tarí, J. J. (2005). Components of successful total quality management. *The TQM Magazine*, 17(2), 182–194. <https://doi.org/10.1108/09544780510583245>
- Tummala, V. M. R., & Tang, C. L. (1996). Strategic quality management, Malcolm Baldrige and European Quality Awards and ISO 9000 certification. *International Journal of Quality & Reliability Management*, 13(4), 8–38. <https://doi.org/https://doi.org/10.1108/02656719610114371>
- Visschedijk, M., Hendriks, R., & Nuyts, K. (2005). How to Set Up and Manage Quality Control and Quality Assurance. *Quality Assurance Journal*, 9, 95–107. <https://doi.org/10.1002/qaj.325>

An Empirical Investigation on the Performance of the Components of Quality Management: In the Case of Ethiopian Manufacturing Companies

- Wanza, L., Ntale, J. F., & Korir, M. K. (2017). Effects of Quality Management Practices on Performance of Kenyan Universities. *International Journal of Business and Management Review*, 5(8), 53–70.
- Westgard, J. O., & Westgard, S. A. (2016). Quality control review : implementing a scientifically based quality control system. *Annals of Clinical Biochemistry*, 53(1), 32–50. <https://doi.org/10.1177/0004563215597248>
- Zeng, J., Anh Phan, C., & Matsui, Y. (2014). The impact of hard and soft quality management on quality and innovation performance: An empirical study. *International Journal of Production Economics*. <https://doi.org/10.1016/j.ijpe.2014.07.006>

Getahun Mekuria

Department of Industrial
Engineering, College of
Engineering, Debre Berhan
University, Debre Berhan,
Ethiopia

getahunmekuria3@gmail.com

ORCID: 0000-0002-9487-7713
