

Impact Factor:

ISRA (India) = 1.344	SIS (USA) = 0.912	ICV (Poland) = 6.630
ISI (Dubai, UAE) = 0.829	ПИИИ (Russia) = 0.207	PIF (India) = 1.940
GIF (Australia) = 0.564	ESJI (KZ) = 4.102	IBI (India) = 4.260
JIF = 1.500	SJIF (Morocco) = 2.031	

SOI: [1.1/TAS](#) DOI: [10.15863/TAS](#)

International Scientific Journal Theoretical & Applied Science

p-ISSN: 2308-4944 (print) e-ISSN: 2409-0085 (online)

Year: 2017 Issue: 12 Volume: 56

Published: 30.12.2017 <http://T-Science.org>

Nauryzbay Serikbaev

master student,
Taraz State University named after M.Kh. Dulati

Alexandr Shevtsov

candidate of technical sciences, member of PILA (USA),
department of «Mathematics», deputy director on Science
of faculty of Information technologies,
automation and telecommunications,
Taraz state University named after M.Kh. Dulati
Shev_AlexXXXX@mail.ru

SECTION 2. Applied mathematics. Mathematical modeling.

THE DEVELOPMENT OF A LIBRARY OF MAPLE FOR THE SOLUTION OF TRANSCENDENTAL EQUATIONS

Abstract: When solving transcendental equations arise some problems with the use of built-in functions in Maple. More precisely CAS could not solve these equations, even numerically. This work proposes algorithms and developed the library for the CAS for the numerical solution of transcendental equations in a given interval.

Key words: Maple, equation, library.

Language: Russian

Citation: Serikbaev N, Shevtsov A (2017) THE DEVELOPMENT OF A LIBRARY OF MAPLE FOR THE SOLUTION OF TRANSCENDENTAL EQUATIONS. ISJ Theoretical & Applied Science, 12 (56): 261-279.

Soi: <http://s-o-i.org/1.1/TAS-12-56-42> **Doi:**  <https://dx.doi.org/10.15863/TAS.2017.12.56.42>

РАЗРАБОТКА БИБЛИОТЕКИ MAPLE ДЛЯ РЕШЕНИЯ ТРАНСЦЕНДЕНТНЫХ УРАВНЕНИЙ

Аннотация: При решении трансцендентных уравнений возникают определенные сложности с применением встроенных функций Maple. Точнее сказать СКА не может решать подобные уравнения, даже численно. В данной работе предлагаются алгоритмы и разработанная библиотека для СКА для численного решения трансцендентных уравнений в заданном промежутке.

Ключевые слова: Maple, уравнение, библиотека.

Introduction

Рассмотрим трансцендентное уравнение

$$e^x = \sin(x^2 + x)$$

Решим его в Системе компьютерной алгебры – Maple.

```
> restart;  
f:=exp(x)=sin(x^2+x);  
solve(f,x);
```

$$f := e^x = \sin(x^2 + x)$$
$$\text{RootOf}(-\text{RootOf}(_Z - \ln(\sin(_Z))^2 - \ln(\sin(_Z))) + _Z^2 + _Z)$$

Как видим СКМ отказывается решать данное уравнение.

Зададим поиск численного решения уравнения:



Impact Factor:

ISRA (India) = 1.344	SIS (USA) = 0.912	ICV (Poland) = 6.630
ISI (Dubai, UAE) = 0.829	ПИИЦ (Russia) = 0.207	PIF (India) = 1.940
GIF (Australia) = 0.564	ESJI (KZ) = 4.102	IBI (India) = 4.260
JIF = 1.500	SJIF (Morocco) = 2.031	

```
> restart;  
f:=exp(x)=sin(x^2+x);  
fsolve(f,x);
```

$$f := e^x = \sin(x^2 + x)$$
$$\text{fsolve}(e^x = \sin(x^2 + x), x)$$

Результат остался прежним.
Изменим функцию на

$$e^x = \sin(x^3)$$

чтобы показать, что решение все таки возможно
для более простых функций.

```
> restart;  
f:=exp(x)=sin(x^3);  
fsolve(f,x);
```

$$f := e^x = \sin(x^3)$$
$$-212.0788800$$

Как видим Maple предлагает решение
уравнения

$$-212.0788800$$

в качестве единственно возможного.

Хотя даже при самом простом анализе
данного уравнения виден совсем другой

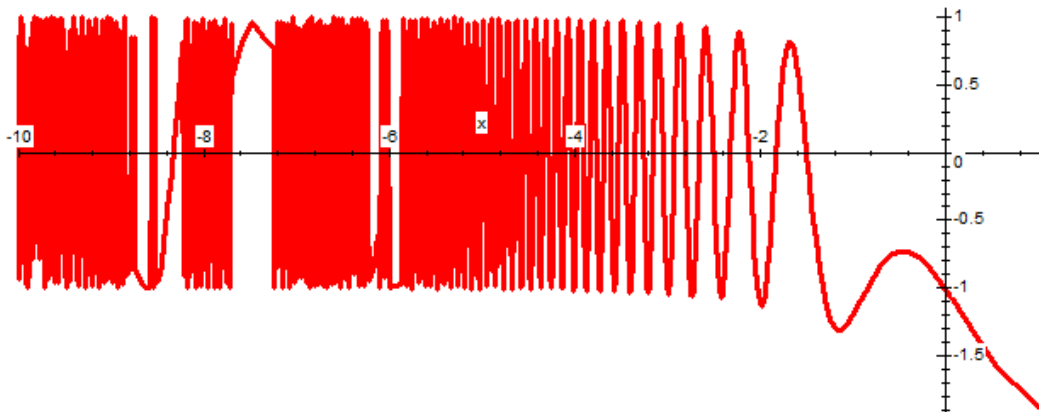
результат. Перенесем обе части в одну сторону и
найдем точки пересечения полученной функции с
осью Oх.

$$y = \sin(x^3) - e^x$$

Построим график данной функции:

```
> y:=rhs(f)-lhs(f);  
  
> plot(y,x=-10.0008..1,thickness=3);
```

$$y := \sin(x^3) - e^x$$



Очевидно, что количество решений
стремится к бесконечности.

Materials and Methods

Разработаем библиотеку для Maple
позволяющую для любого трансцендентного
уравнения получать численное решение с
заданной точностью на заданном промежутке:

Impact Factor:

ISRA (India) = 1.344	SIS (USA) = 0.912	ICV (Poland) = 6.630
ISI (Dubai, UAE) = 0.829	PIHII (Russia) = 0.207	PIF (India) = 1.940
GIF (Australia) = 0.564	ESJI (KZ) = 4.102	IBI (India) = 4.260
JIF = 1.500	SJIF (Morocco) = 2.031	

```

> restart;
      trans:=proc (sn, an, bn, epsn, opt)
local a, b, c, d, fa, fb, fc, a0, yy, y, x, s, dh;
s:=sin(x^2)=exp(x):
yy:=rhs(s)-lhs(s):
y:=x->exp(x)-sin(x^2):

if opt=0 then plot([y(x)], x=an..bn, color=[green, red, blue]);fi;
b:=bn:
dh:=.001;

while b>an do
d:=.001:
a:=b-d:
fa:=evalf(y(a)):
fb:=evalf(y(b)):
while fa*fb>0 do
d:=d+dh:
a:=b-d:
fa:=evalf(y(a)):
od:
if opt=1 then print([a, b], [fa, fb]);fi;
a0:=a:
Уточнение корня методом половинного деления
while b-a>epsn do
c:=(a+b)/2:
fa:=evalf(y(a)): fb:=evalf(y(b)): fc:=evalf(y(c)):
if fa*fc>0 then a:=c:fi;
if fc*fb>0 then b:=c:fi;
od:
c:=(a+b)/2:
fc:=evalf(y(c)):
if opt=2 then print(c, fc);fi;

b:=a0:
od:
end:

```

Приведем пример использования разработанной библиотеки Trans()

```

q:=sin(x^2)=exp(x);
trans(q, -10, 1, 0.00001, 2);

```

$$q := \sin(x^2) = e^x$$

Результатом работы библиотеки будет набор решений которым удовлетворяет данное трансцендентное уравнение:



Impact Factor:

ISRA (India) = 1.344	SIS (USA) = 0.912	ICV (Poland) = 6.630
ISI (Dubai, UAE) = 0.829	PIHHI (Russia) = 0.207	PIF (India) = 1.940
GIF (Australia) = 0.564	ESJI (KZ) = 4.102	IBI (India) = 4.260
JIF = 1.500	SJIF (Morocco) = 2.031	

-0.7149705601, -0.27623 10⁻⁵
-1.720965463, -0.88427 10⁻⁵
-2.522599223, .00001555154
-3.062353182, .00002359010
-3.548959214, .00001762246
-3.960921419, -.00001806580
-4.343102932, .934606 10⁻⁵
-4.688491998, .9324435 10⁻⁵
-5.013915697, .000035489984
-5.316902911, .000030637538
-5.605316486, .000031890221
-5.878329333, .000036022362
-6.140132480, .000039612807
-6.390538424, -.000045792984
-6.632014071, .4017495 10⁻⁵
-6.864607058, -.000015651009
-7.089872973, .0000171907637
-7.307970064, .0000215251058
-7.519919131, .0000262010485
-7.725921419, .0000425918900
-7.926677965, -.95045722 10⁻⁵
-8.122386905, .0000201239526
-8.313559925, .49186800 10⁻⁵
-8.500380817, .0000463883349
-8.683226522, -.0000297402432
-8.862259814, -.0000256951098
-9.037783708, -.65227495 10⁻⁵
-9.209934388, -.0000101763176
-9.378951007, -.00004320570644
-9.544951875, -.909249922 10⁻⁵
-9.708131655, .00002016487329
-9.868604494, .00003417364686
-10.02651302, .00004582693052
-10.027



Impact Factor:	ISRA (India) = 1.344	SIS (USA) = 0.912	ICV (Poland) = 6.630
	ISI (Dubai, UAE) = 0.829	PIHHI (Russia) = 0.207	PIF (India) = 1.940
	GIF (Australia) = 0.564	ESJI (KZ) = 4.102	IBI (India) = 4.260
	JIF = 1.500	SJIF (Morocco) = 2.031	

```
> q:=sin(x^2)=exp(x);
trans(q,-10,1,0.00001,1);
```

$$q := \sin(x^2) = e^x$$

```
[-.715, 1], [-.0000538806, 1.876810843]
[-1.721, -.715], [.0001019374, -.0000538806]
[-2.523, -1.721], [-.00203207971, .0001019374]
[-3.063, -2.523], [.00395135629, -.00203207971]
[-3.549, -3.063], [-.00027292953, .00395135629]
[-3.961, -3.549], [.00060283817, -.00027292953]
[-4.344, -3.961], [-.00779409674, .00060283817]
[-4.689, -4.344], [.004768316774, -.00779409674]
[-5.014, -4.689], [-.000810429245, .004768316774]
[-5.317, -5.014], [.001062581191, -.000810429245]
[-5.606, -5.317], [-.007633480057, .001062581191]
[-5.879, -5.606], [.007919369577, -.007633480057]
[-6.141, -5.879], [-.01061604015, .007919369577]
[-6.391, -6.141], [.005853069975, -.01061604015]
[-6.633, -6.391], [-.01307514440, .005853069975]
[-6.865, -6.633], [.005378865027, -.01307514440]
[-7.090, -6.865], [-.001784142208, .005378865027]
[-7.308, -7.090], [.0004590449998, -.001784142208]
[-7.520, -7.308], [-.001190101951, .0004590449998]
[-7.726, -7.520], [.001256787117, -.001190101951]
[-7.927, -7.726], [-.005115033445, .001256787117]
[-8.123, -7.927], [.009979760700, -.005115033445]
[-8.314, -8.123], [-.007312487246, .009979760700]
[-8.501, -8.314], [.01057304658, -.007312487246]
[-8.684, -8.501], [-.01346261899, .01057304658]
[-8.863, -8.684], [.01309382792, -.01346261899]
[-9.038, -8.863], [-.003916187501, .01309382792]
[-9.210, -9.038], [.001198386898, -.003916187501]
[-9.379, -9.210], [-.0009622196551, .001198386898]
[-9.545, -9.379], [.0009096039588, -.0009622196551]
[-9.709, -9.545], [-.01683985323, .0009096039588]
[-9.869, -9.709], [.007840414424, -.01683985323]
[-10.027, -9.869], [-.009719739448, .007840414424]
-10.027
```



Impact Factor:

ISRA (India) = 1.344	SIS (USA) = 0.912	ICV (Poland) = 6.630
ISI (Dubai, UAE) = 0.829	ПИИЦ (Russia) = 0.207	PIF (India) = 1.940
GIF (Australia) = 0.564	ESJI (KZ) = 4.102	IBI (India) = 4.260
JIF = 1.500	SJIF (Morocco) = 2.031	

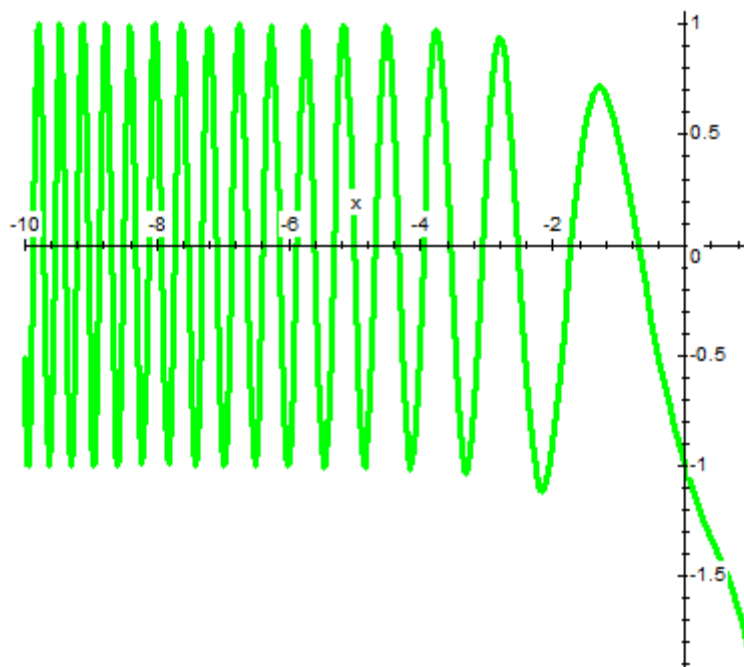
В библиотеке предусмотрена возможность вывода решений как в приближенном виде так и в виде интервалов изоляции на которых

находится решение. А также непосредственно графика.

```
> q:=sin(x^2)=exp(x);  
trans(q,-10,1,0.00001,0);
```

$$q := \sin(x^2) = e^x$$

-10.027



Приведем примеры использования библиотеки для некоторых других уравнений

Impact Factor:

ISRA (India) = 1.344	SIS (USA) = 0.912	ICV (Poland) = 6.630
ISI (Dubai, UAE) = 0.829	PIHHI (Russia) = 0.207	PIF (India) = 1.940
GIF (Australia) = 0.564	ESJI (KZ) = 4.102	IBI (India) = 4.260
JIF = 1.500	SJIF (Morocco) = 2.031	

```
q:=sin(x^2+x)=exp(x);  
trans(q,-10,1,0.00001,2);
```

$$q := \sin(x^2 + x) = e^x$$

-0.7149705601, -0.27623 10⁻⁵
-1.720965463, -0.88427 10⁻⁵
-2.522599223, .00001555154
-3.062353182, .00002359010
-3.548959214, .00001762246
-3.960921419, -.00001806580
-4.343102932, .934606 10⁻⁵
-4.688491998, .9324435 10⁻⁵
-5.013915697, .000035489984
-5.316902911, .000030637538
-5.605316486, .000031890221
-5.878329333, .000036022362
-6.140132480, .000039612807
-6.390538424, -.000045792984
-6.632014071, .4017495 10⁻⁵
-6.864607058, -.000015651009
-7.089872973, .0000171907637
-7.307970064, .0000215251058

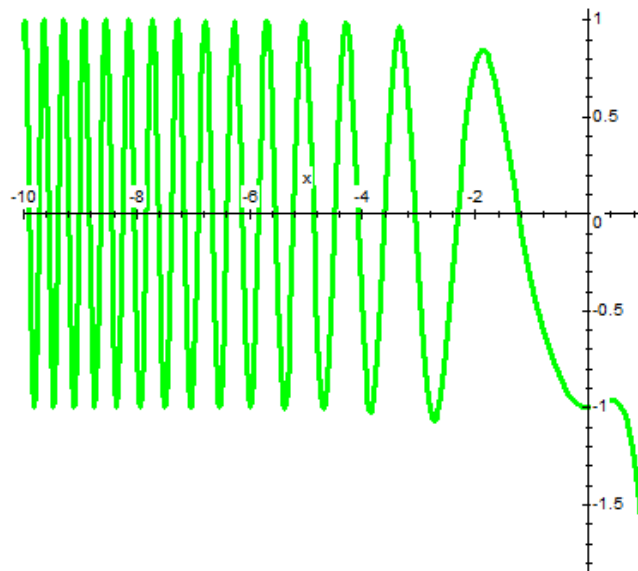


Impact Factor:

ISRA (India) = 1.344	SIS (USA) = 0.912	ICV (Poland) = 6.630
ISI (Dubai, UAE) = 0.829	PIIHQ (Russia) = 0.207	PIF (India) = 1.940
GIF (Australia) = 0.564	ESJI (KZ) = 4.102	IBI (India) = 4.260
JIF = 1.500	SJIF (Morocco) = 2.031	

-7.519919131, .0000262010485
-7.725921419, .0000425918900
-7.926677965, -.95045722 10⁻⁵
-8.122386905, .0000201239526
-8.313559925, .49186800 10⁻⁵
-8.500380817, .0000463883349
-8.683226522, -.0000297402432
-8.862259814, -.0000256951098
-9.037783708, -.65227495 10⁻⁵
-9.209934388, -.0000101763176
-9.378951007, -.00004320570644
-9.544951875, -.909249922 10⁻⁵
-9.708131655, .00002016487329
-9.868604494, .00003417364686
-10.02651302, .00004582693052
-10.027

> plot([sin(x^2+x)-exp(x)],x=-10..1,color=[green,red,blue],thickness=3);



Impact Factor:	ISRA (India) = 1.344	SIS (USA) = 0.912	ICV (Poland) = 6.630
	ISI (Dubai, UAE) = 0.829	PIHHI (Russia) = 0.207	PIF (India) = 1.940
	GIF (Australia) = 0.564	ESJI (KZ) = 4.102	IBI (India) = 4.260
	JIF = 1.500	SJIF (Morocco) = 2.031	

```
q:=sin(x^3)=exp(x);
trans(q,-10,1,0.00001,2);
```

```
q := sin(x^3) = e^x
-1.498795044, .0000194738
-1.829350991, -.12346 10^-5
-2.121247011, -.25461 10^-5
-2.318798602, -.00004041545
-2.508736179, .00004775663
-2.658034122, -.00001498343
-2.804238100, -.00009236038
-2.927102878, .00005253529
-3.048176545, .00002967737
-3.153939120, .00004949971
-3.258432832, -.00005699265
-3.352039003, -.00002684903
-3.444643434, -.00002616877
-3.529089510, -.00001212768
-3.612683381, .316051 10^-5
-3.689929506, .00002338446
-3.766421938, -.197154 10^-5
-3.837830996, .00008254402
-3.908553652, .00017143906
-3.975120792, .00013536131
-4.041053347, .00017118062
-4.103519411, .00011309831
-4.165405886, -.00016208128
-4.224341007, .00001763032
-4.282741578, .00010903126
-4.338613770, -.00015639666
-4.393989931, -.00005845479
```



Impact Factor:

ISRA (India) = 1.344	SIS (USA) = 0.912	ICV (Poland) = 6.630
ISI (Dubai, UAE) = 0.829	PIHHI (Russia) = 0.207	PIF (India) = 1.940
GIF (Australia) = 0.564	ESJI (KZ) = 4.102	IBI (India) = 4.260
JIF = 1.500	SJIF (Morocco) = 2.031	

-4.447166138, -.279321 10⁻⁵
-4.499876222, -.00018312414
-4.550654483, -.00018996003
-4.600996949, .000114203934
-4.649644105, .000140930091
-4.697868166, -.000115013084
-4.744578311, -.000138277640
-4.790896121, .000115378943
-4.835865420, .000191462378
-4.880453433, -.000147869780
-4.923824159, .000161794594
-4.966834657, .000016806214
-5.008746218, .000087676552
-5.050315554, -.000062646404
-5.090877931, -.000261490847
-5.131121645, .000123064574
-5.170452517, .000307264964
-5.209462038, .000176048845
-5.247642825, .000301457496
-5.285522219, -.000367967783
-5.322625125, .000202571224
-5.359444461, -.000036137984
-5.395547365, -.000291324264
-5.431389161, -.000313938512
-5.466559939, .000135768734
-5.501474489, -.000354395222
-5.535763430, -.000379183258
-5.569813234, .000096748147
-5.603290285, .000229022541
-5.636520633, .000029513655
-5.669222536, .000366043593
-5.701683594, .000158504116
-5.733652344, .000173528818
-5.765394532, -.000125866654
-5.796663210, -.000261942647
-5.827723758, .5252762 10⁻⁵



Impact Factor:

ISRA (India) = 1.344	SIS (USA) = 0.912	ICV (Poland) = 6.630
ISI (Dubai, UAE) = 0.829	PIHHI (Russia) = 0.207	PIF (India) = 1.940
GIF (Australia) = 0.564	ESJI (KZ) = 4.102	IBI (India) = 4.260
JIF = 1.500	SJIF (Morocco) = 2.031	

-5.858337771, -.000210137899
-5.888747316, .000170931280
-5.918739992, -.000186547282
-5.948534913, .7354553 10⁻⁵
-5.977932740, -.000275880967
-6.007139406, .000380517578
-6.035976076, -.000334786477
-6.064628298, .000093228274
-6.092928224, .000080228251
-6.121047730, -.000214631829
-6.148831912, .000139711002
-6.176442872, -.000173973117
-6.203733035, -.000266902002
-6.230858278, .000284589494
-6.257686892, .000229692627
-6.284344118, .000202114332
-6.310717532, -.000286856422
-6.336933352, .000289062349
-6.362876222, -.000233193297
-6.388666750, .000035843923
-6.414197022, .000258033661
-6.439575808, -.000236559833
-6.464703981, .000068144054
-6.489685670, .000347788989
-6.514435427, .000085176852
-6.539038698, .000259147526
-6.563416994, -.000145266559
-6.587657228, .000247639711
-6.611680666, -.000047059336
-6.635569338, .000133015212
-6.659247071, -.000309825422
-6.682800662, -.000151642625
-6.706147462, -.000032876160
-6.729368287, .0002939861310
-6.752396364, -.000367674070
-6.775306520, -.000130373750



Impact Factor:	ISRA (India) = 1.344	SIS (USA) = 0.912	ICV (Poland) = 6.630
	ISI (Dubai, UAE) = 0.829	PИИИИ (Russia) = 0.207	PIF (India) = 1.940
	GIF (Australia) = 0.564	ESJI (KZ) = 4.102	IBI (India) = 4.260
	JIF = 1.500	SJIF (Morocco) = 2.031	

-6.798025760, .000063517394
-6.820626710, -.000076350222
-6.843048220, .0001492804258
-6.865352785, -.000058965706
-6.887481691, -.000363692403
-6.909503177, .0000177807141
-6.931352785, -.0003475013930
-6.953094973, .0003101069431
-6.974679567, .0002723783604
-6.996148684, .0003466420008
-7.017469362, .0001144955084
-7.038679567, .0002893326937
-7.059746218, .0003508940291
-7.080705202, -.0001592644485
-7.101520632, .0002757419868
-7.122233522, .0000464252681
-7.142809571, .0002482115397
-7.163284792, -.33236376 10⁻⁵
-7.183624025, -.0001777109242
-7.203868165, .0003691806638
-7.223985353, .0002527609746
-7.244002811, .0002002306232
-7.263893313, -.0004755617461
-7.283702149, -.0006922692048
-7.303379883, .0007763142529
-7.322967531, -.0006418007710
-7.342428713, -.0004478760188
-7.361809818, .0004623540020
-7.381077149, .0000597700728
-7.400253176, .0004702111100
-7.419318117, -.0005731085695
-7.438299563, .0007533049508
-7.457178958, .0004746085620
-7.475969239, -.0003989360152



Impact Factor:	ISRA (India) = 1.344	SIS (USA) = 0.912	ICV (Poland) = 6.630
	ISI (Dubai, UAE) = 0.829	PIHHI (Russia) = 0.207	PIF (India) = 1.940
	GIF (Australia) = 0.564	ESJI (KZ) = 4.102	IBI (India) = 4.260
	JIF = 1.500	SJIF (Morocco) = 2.031	

-7.494652103, .0003261691013
-7.513253176, .0001262372399
-7.531749514, -.0006218879065
-7.550178958, -.0007593418601
-7.568494631, .0000796739630
-7.586740725, -.0005529195765
-7.604881349, -.0000899880293
-7.622951661, -.0000332477627
-7.640925294, .0001142740076
-7.658828615, -.00071110765673
-7.676626466, -.0007217806344
-7.694362794, .0003460575917
-7.712011232, .0006921965925
-7.729580814, -.0002185938884
-7.747063966, .0002580777852
-7.764472901, .0006460382197
-7.781804933, .0002964199024
-7.799063966, -.0002747892033
-7.816240481, .0007084887757
-7.833348390, -.0007364042173
-7.850373293, .0007589536671
-7.867331788, -.0005443383771
-7.884207277, -.0000417149271
-7.901024661, -.0004552224601

-7.917761720, .0007342494378
-7.934431398, -.0001381836190
-7.951024661, -.0002887733325
-7.967558594, .0002891519164
-7.984016360, -.0004005138561
-8.000417970, -.0003165423736
-8.016738282, -.0003863943728
-8.033008059, -.0006196871317
-8.049199220, .0004016616495
-8.065332032, -.0001802037279
-8.081394532, .0000345364084
-8.097402344, -.0004045146123
-8.113339844, .0005565065935



Impact Factor:	ISRA (India) = 1.344	SIS (USA) = 0.912	ICV (Poland) = 6.630
	ISI (Dubai, UAE) = 0.829	PIHHI (Russia) = 0.207	PIF (India) = 1.940
	GIF (Australia) = 0.564	ESJI (KZ) = 4.102	IBI (India) = 4.260
	JIF = 1.500	SJIF (Morocco) = 2.031	

-8.129214844, .0005156634264
-8.145027344, -.0005555426266
-8.160783938, .0007067094060
-8.176480470, .0003947652324
-8.192113282, .0003703064632
-8.207688722, .0003892181286
-8.223207032, -.0004156614868
-8.238659426, -.0000249007362
-8.254058594, .0005982929302
-8.269403078, .0003947920366
-8.284688722, .0000706509707
-8.299915774, -.0000212155795
-8.315089844, .0004091018306
-8.330205324, -.0005274379147
-8.345271242, .0005458311345
-8.360278566, -.0005350884796
-8.375241945, -.0005896745252
-8.390139406, -.0000330792605
-8.404989748, .0003778765579
-8.419783938, -.0006486196701
-8.434534913, -.0000325302315
-8.449227296, .0000456765214
-8.463873536, -.0002293038051
-8.478461672, -.0003799981134
-8.493007570, .0001350461029
-8.507497560, -.0004281550005
-8.521948732, -.0007309915269
-8.536337160, -.0003519031289
-8.550688966, -.0003511238047
-8.564982912, -.0003386510874
-8.579234620, .0006178403251
-8.593442872, .0006827918067
-8.607600098, -.0003090093769
-8.621709474, .0003467197075
-8.635770998, .0007440224186



Impact Factor:

ISRA (India) = 1.344	SIS (USA) = 0.912	ICV (Poland) = 6.630
ISI (Dubai, UAE) = 0.829	PIHHI (Russia) = 0.207	PIF (India) = 1.940
GIF (Australia) = 0.564	ESJI (KZ) = 4.102	IBI (India) = 4.260
JIF = 1.500	SJIF (Morocco) = 2.031	

-8.649791504, -.0000858761292
-8.663764162, .0007011259497
-8.677695802, .0002571964429
-8.691579590, .0002050947210
-8.705422364, .0007321310797
-8.719217286, -.0001017775024
-8.732965090, -.0006997771074
-8.746682130, -.0006964973174
-8.760347168, .0006306619192
-8.773971437, -.0003369702285
-8.787552248, .0003663456924
-8.801094240, -.0004890027442
-8.814590577, .0002561671841
-8.828046388, .0004125004513
-8.841463625, .00004922118113
-8.854838138, .0005673330426
-8.868176270, .0003069021984
-8.881469972, .0004298902976
-8.894723880, -.0006385936034
-8.907946047, -.0004231327994
-8.921121583, .0002364270929
-8.934260500, -.0000386398034
-8.947362063, .0006508613539
-8.960419192, .0007451644449
-8.973444582, -.0001287947452
-8.986431888, .0001112748954
-8.999381106, .0002469533730
-9.012292238, .0001147885287
-9.025165284, -.0002817970880
-9.038006594, -.0002663989571
-9.050803712, -.0006283503959
-9.063571534, .0003188094023
-9.076298586, -.0007568102008
-9.088997071, -.0000889907943
-9.101654054, -.0001340802880
-9.114279544, -.0000970022560
-9.126868166, .0002722367694



Impact Factor:

ISRA (India) = 1.344	SIS (USA) = 0.912	ICV (Poland) = 6.630
ISI (Dubai, UAE) = 0.829	PIHHI (Russia) = 0.207	PIF (India) = 1.940
GIF (Australia) = 0.564	ESJI (KZ) = 4.102	IBI (India) = 4.260
JIF = 1.500	SJIF (Morocco) = 2.031	

-9.139419192, .0007303719405
-9.151938478, -.0006406617428
-9.164425540, .0004877280137
-9.176879885, .0003919195654
-9.189298586, -.0003689368311
-9.201680666, -.0000445205372
-9.214031985, .0002316753774
-9.226352540, .0005573140701
-9.238633790, .0007087613092
-9.250885744, -.0007464779688
-9.263108156, .0004410182375
-9.275299806, .0006070987177
-9.287452150, .0006190440095
-9.299581056, .0006736435211
-9.311674806, -.0006639642739
-9.323733400, .00001865380299
-9.335762697, .0005094921721
-9.347762697, -.0002592731344
-9.359733400, -.00001909000774
-9.371668947, -.0005737392378
-9.383581056, -.0003121123549
-9.395458009, .0002132529463
-9.407305666, .00004392320862
-9.419124026, .0001526021946
-9.430911379, .0003553145398
-9.442668947, -.0006476934382
-9.454399416, .0006918597534
-9.466100588, -.0004924364515
-9.477777102, -.0005286432539
-9.489416994, -.0002842282222
-9.501036135, -.0006949955970
-9.512621339, .0004563294238
-9.524176759, .0005225010340
-9.535707277, -.0003716645381



Impact Factor:	ISRA (India) = 1.344	SIS (USA) = 0.912	ICV (Poland) = 6.630
	ISI (Dubai, UAE) = 0.829	PIHHI (Russia) = 0.207	PIF (India) = 1.940
	GIF (Australia) = 0.564	ESJI (KZ) = 4.102	IBI (India) = 4.260
	JIF = 1.500	SJIF (Morocco) = 2.031	

-9.547211916, -.00002055557198
-9.558685793, -.0001519124590
-9.570135744, -.0003696665230
-9.581551516, -.0007152152359
-9.592948976, -.0003605332740
-9.604311526, -.0004746749442
-9.615653565, -.0001708572912
-9.626965089, .00002070732731
-9.638252930, -.0003972400511
-9.649508548, -.0005981693955
-9.660744874, -.00008188270061
-9.671948976, -.0007082068864
-9.683135744, -.0006585867279
-9.694288331, -.00009160651177
-9.705417239, .0005449470162
-9.716524661, .0003721309027
-9.727605226, -.0006166832516
-9.738658936, .0006248041210
-9.749685793, .0001211219722
-9.760691164, .0003381121632
-9.771669680, .00003306119414
-9.782626710, .0007219535858
-9.793556887, -.0005712665769
-9.804460207, -.00008107211294
-9.815342043, .0001701378789
-9.826202395, .0007097333406
-9.837035890, -.0005306267942
-9.847838868, -.001386129491
-9.858632081, -.0005340612450
-9.869390382, -.0006475641626
-9.880132570, -.00009886644061
-9.890848633, .0002234302992
-9.901540774, .00007575667985
-9.912213137, .0007875527158
-9.922858399, -.0002210927929
-9.933481691, .00009410254558
-9.944084231, -.0003431155683



Impact Factor:

ISRA (India) = 1.344	SIS (USA) = 0.912	ICV (Poland) = 6.630
ISI (Dubai, UAE) = 0.829	PIHII (Russia) = 0.207	PIF (India) = 1.940
GIF (Australia) = 0.564	ESJI (KZ) = 4.102	IBI (India) = 4.260
JIF = 1.500	SJIF (Morocco) = 2.031	

-9.954663087, .0004502783879

-9.965218508, -.00007001242534

-9.975750979, -.0003121200769

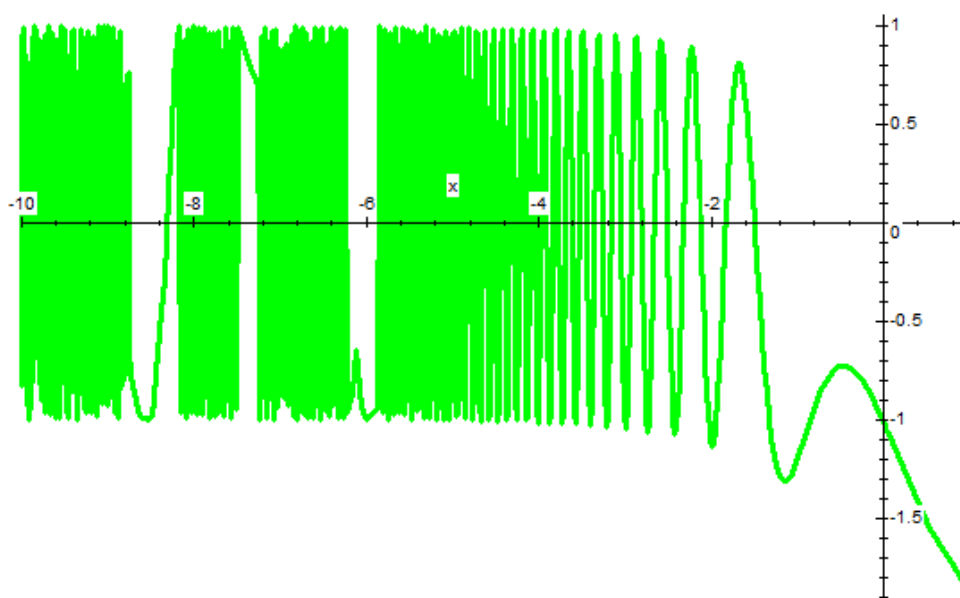
-9.986266847, -.0007922842226

-9.996750979, -.0008079937756

-10.00722389, -.0006314316570

-10.008

```
plot([sin(x^3)-exp(x)],x=-10..1,color=[green,red,blue],thickness=3);
```



Conclusion

Разработанная библиотека апробирована для трансцендентных уравнений которые система Maple не может решить.

References:

1. Demidovich B.P., Maron I.A. (1970) Osnovy vychislitel'noy matematiki. – M.: Nauka, 1970. – 664 p.
2. Mak-Kraken D., Dorn U. (1977) Chislennyye metody i programmirovaniye na FORTRANe. – M.: Mir, 1977. – 584 p.
3. Markelov S.S. (2000) Issledovanie dvizheniya vysokovyazkoy zhidkosti v tekhnologicheskoy truboprovode/ S.S.Markelov. – Tula: TulGU. – 2000 - Dep.v VINITI №224-V00.31.01.00.
4. Lykov A.I. (1981) Teoriya teploprovodnosti. Spravochnik. / A.I.Lykov. – M.: Izd-vo «Energiya», 1981.- 315 p.
5. Demidovich B.P. (2009) Osnovy vychislitel'noy matematiki : uch. posobie [dlya stud. vyssh.uch.zaved.] /B.P.Demidovich,I.A. Maron. — [7-e izd.]. — SPb.: Lan', 2009. — 664 p.
6. Boglaev Yu. P. (1990) Vychislitel'naya matematika i programmirovaniye. - M.: - Vysshaya shkola, 1990.

Impact Factor:

ISRA (India) = 1.344	SIS (USA) = 0.912	ICV (Poland) = 6.630
ISI (Dubai, UAE) = 0.829	PIHII (Russia) = 0.207	PIF (India) = 1.940
GIF (Australia) = 0.564	ESJI (KZ) = 4.102	IBI (India) = 4.260
JIF = 1.500	SJIF (Morocco) = 2.031	

- Vasil'ev F.P. (1988) Chislennyye metody resheniya ekstremal'nykh zadach. - M.: - Nauka, 1988.
- Vlasov V. K., Korolev L. N., Sotnikov A.N. (1988) Elementy informatiki. - M.: - Nauka, 1988.
- Vorob'eva G. I., Danilova A.N. (1990) Praktikum po vychislitel'noy matematike. - M.: - Vysshaya shkola, 1990.
- D'yakonov V.P. (1987) Spravochnik po algoritmam i programmam na yazyke beysik dlya personal'nykh EVM. - M.: - Nauka, 1987.
- Ivanova T.P., Pukhova G.V. (1998) Programirovanie i vychislitel'naya matematika. - M.: - Prosveshchenie, 1998.
- Kimbl G. (1982) Kak pravil'no pol'zovat'sya statistikoy. - M.: - Finansy i statistika, 1982.
- Kozlov M. V., Prokhorov A. V. (1987) Vvedenie v matematicheskuyu statistiku. - M.: - Izdatel'stvo MGU, 1987.
- Kuznetsov Yu. N., Kuzubov V. I., Voloshchenko A.B. (1976) Matematicheskoe programirovanie. - M.: - Vysshaya shkola, 1976.
- Sevast'yanov B. A. (1982) Kurs teorii veroyatnostey i matematicheskoy statistiki. - M.: - Nauka, 1982.
- (2006) Teoriya priblizhennykh metodov: I.K. Daugavet — Moskva, Kniga po Trebovaniyu, 2006 g.- 274 p.
- (2005) Chislennyye metody. Lineynaya algebra i nelineynye uravneniya: V.M. Verzhbitskiy — Sankt-Peterburg, Kniga po Trebovaniyu, 2005 g.- 432 p.
- (2005) Elementy priblizhennykh vychisleniy: V. E. Gmurman — Sankt-Peterburg, Vysshaya shkola, 2005 g.- 96 p.



Impact Factor:	ISRA (India) = 1.344	SIS (USA) = 0.912	ICV (Poland) = 6.630
	ISI (Dubai, UAE) = 0.829	PIHII (Russia) = 0.207	PIF (India) = 1.940
	GIF (Australia) = 0.564	ESJI (KZ) = 4.102	IBI (India) = 4.260
	JIF = 1.500	SJIF (Morocco) = 2.031	

