

## A STUDY ON THE IMPACT OF INFORMATION TECHNOLOGY ON RESOURCE UTILIZATION AMONG THE LAW STUDENTS

*Nancy Waral L*

*Resear Scholar, Library All Saints' College, Trivandrum, Kerala, India*

**Received: 03 Mar 2019**

**Accepted: 06 Mar 2019**

**Published: 12 Mar 2019**

### **ABSTRACT**

*The modern college library is a place where students can, without any assistance, take advantage of its collection, not only books but also slides, transparencies, sound recordings, video films, computer programmes, multimedia programmes and access to the Internet. The new role of libraries are linked therefore to computerization and utilization of information technology in the widest sense and it follows that with the correct equipment and suitable preparation librarians can fulfill their function as gatherers of information. The main aims of the study are to help the law student of Mar Gregorios College, Kerala Law Academy and Government Law College of Trivandrum to know more about their own libraries, resources, potentials, and uses. The study will enable the managements to update their libraries, if needed, to meet their requirements of the students and teacher community.*

**KEYWORDS:** *Library Resources, Computers, Mobile Devices, Library Services, Equipments*

### **INTRODUCTION**

Libraries are centers of Higher learning have a rightful place in the category of special libraries. Today the services rendered by the libraries become more significant than ever for the survival and growth of modern societies. Libraries and information centers are institutions concerned with the collection, storage, processing, organizing and dissemination of information and knowledge recorded in documents. The advent and advance of democracy the extension of the horizons of education, the new methods in research and the virtual explosion of knowledge and information have necessitated the service of well organized properly staffed and updated libraries.

The term Information Technology (IT) is commonly used to mean the combination of computer and communication technologies used for information storage, retrieval, and dissemination.

According to ALA Glossary, "Information technology is the application of computer and other technologies to the acquisition, organization, storage retrieval and dissemination of information". In fact, a fusion of Information Science and Technology has given birth to a new discipline called Information Technology.

In the academic field, IT plays a vital role. Here the students make use of IT for their learning, teaching, and research. Learning and teaching are two main activities, through which information generation is made possible. Hence IT should be provided to the academic community, as it becomes an integral component of the present day study and searches

for knowledge and information.

## LITERATURE REVIEW

**Sharma (2017)** analyzed on users orientation and contribution of information technology in Agra University and the need of users orientation for maximum use of Library collection was discussed. Major findings of the study show that there are factors influencing the use of libraries. Users interest varied from one user to another. Librarians should know the interests of the readers and maintain a variety of collections to suit their interests.

**Ojha (2016)** studied the impact of IT on libraries approach. The changing scenario of libraries with special reference to India and the application of IT during the last decade of both century, visualize that libraries in the 21<sup>st</sup> century will be known as paperless or electronic libraries. Libraries would continue to render its valuable services with the help of IT to respond to the needs of the readers and to acquire the cost of effective information sources.

## Hypotheses

- The college libraries have been organized systematically in a modern and scientific way.
- The libraries provide the expected library services.
- The library resources and facilities in the colleges are well organized.

## Objectives

- To access the information requirements of the Law students
- To examine the adequacy of the collection to meet the requirements of the students.
- To study the extent of utilization of the resources
- To find out the extent of the availability and use of IT in the library.

## METHODOLOGY

The present study is based on a survey among the users of the Mar Gregorios College, Kerala Law Academy and Government Law College of Trivandrum and to examine the existing conditions and possibilities of the services provided by the library. The study has been designed as a descriptive study based on the primary data collected by the researcher through a structured questionnaire. The sample for the study is 440 law students of three Law colleges of Trivandrum.

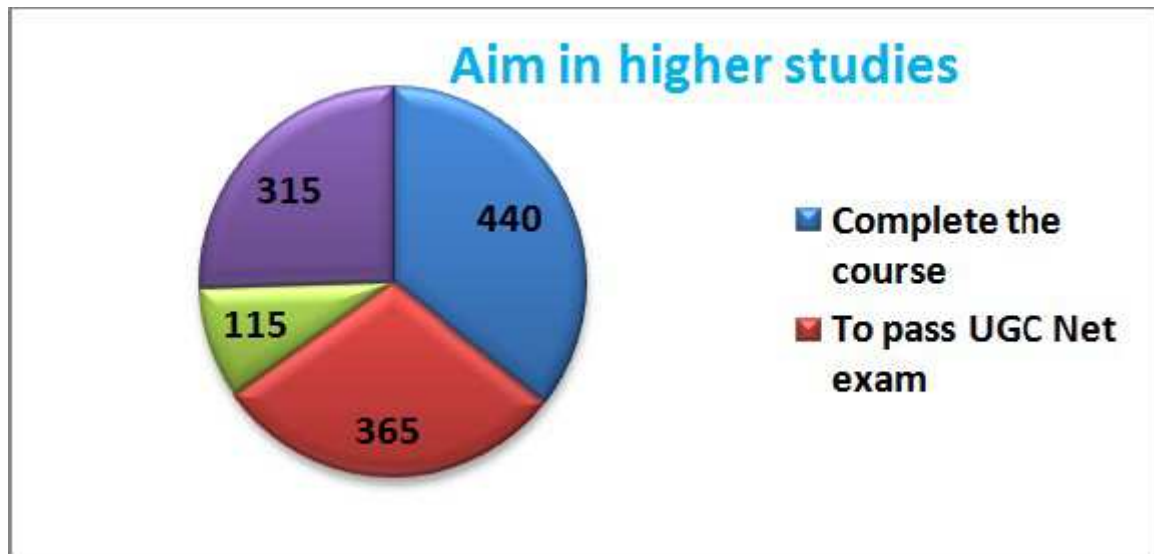
### Status of Respondents

Status of respondents was studied and the numbers of respondents belonging to different categories are presented in the below table. This aspect seems to be important since the feedback regarding the resource requirement and resource usage depends upon the status of the respondents.

**Table 1:**

| Status of Respondents | Number of Respondents | Percentage |
|-----------------------|-----------------------|------------|
| First Year LL.B       | 92                    | 20.90%     |
| Second Year LL.B      | 86                    | 19.54%     |
| Third Year LL.B       | 85                    | 19.31%     |
| Fourth Year LL.B      | 91                    | 20.69%     |
| Fifth Year LL.B       | 86                    | 19.54%     |
| Total                 | 440                   | 100%       |

### Aim in Higher Studies



**Figure 1**

The above Pie diagram shows that all the respondents have the aim to complete their courses. 315(82.96%) students want to pass UGC Net exam, 115(26.1%) want to go for Ph .D. and 365 (71.59%) aims to doing their higher studies.

### Frequency of Library Visit

The respondents were asked to indicate the frequency of their library visit. The following figure shows the details regarding the frequency of Library visit.

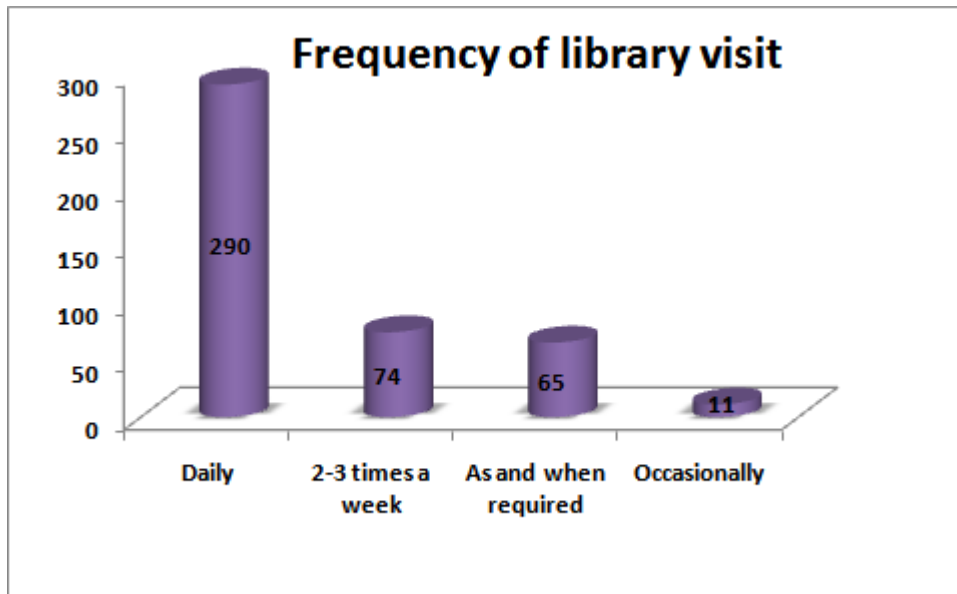


Figure 2

Out of 440 respondents, 290(65.9%) visited the library daily, followed by 74(16.8%) 2 to 3 times, 65(14.78%) as when they required and only 11(2.5%) visited occasionally.

### Time of Visiting the Library

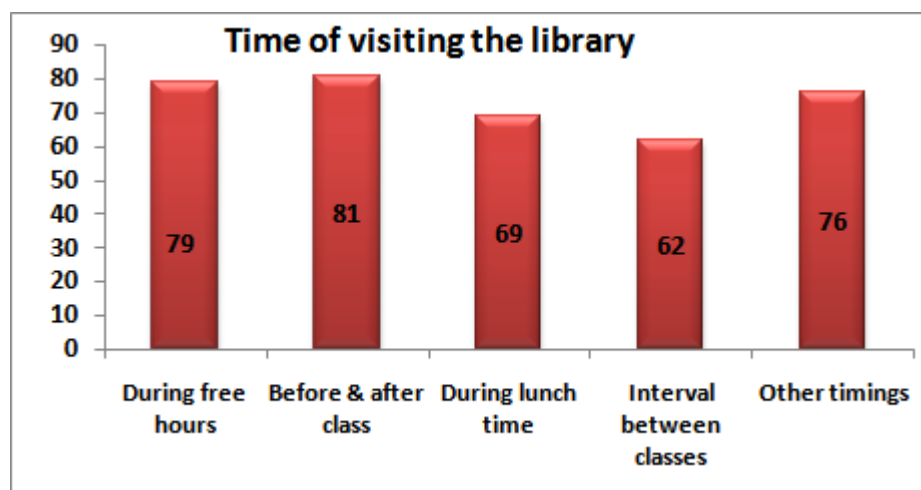
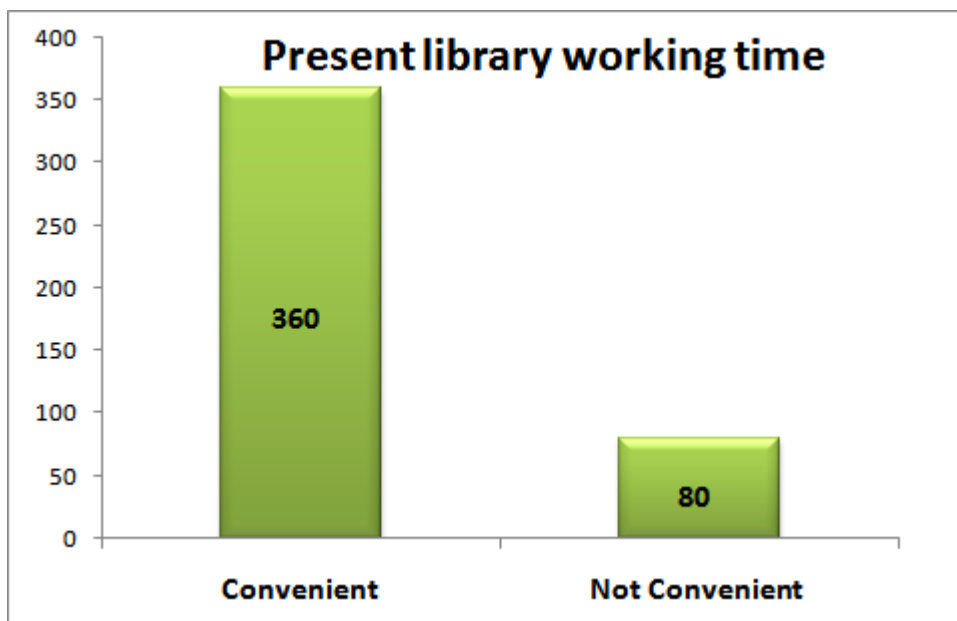


Figure 3

The above chart shows that the users are visiting the library at their convinces, and during the limited time available for them and that indicates the need of computerization of library to save the time of the users and for its smooth functioning. Out of 440 respondents 79 (17.96%) respondents visited the library during free hours, followed by 81(18.4%) before and after class, 69(15.69%) during lunchtime, 62(14.09%) interval between classes and 76(17.28%) respondents other timings.

**Library Working Time**



**Figure 4**

From the graph, it is clear that out of 440 respondents 360(81.81%) are satisfied with a present working time of the library and only 80(18.19%) are not satisfied with a present working time of the library.

**Different Purpose of Library Visit**

The above table shows the response of category wise users using library resources for various purposes. 84 respondents from fifth-year LL.B read newspapers from the library. 79 respondents of the first year and fifth-year LL.B students used to read magazines from the library.83 respondents from the fourth year used a library for references, followed by 81 respondents from third-year used library resources for preparing seminars and assignments and 89 from the fourth year used library resources for competitive exams.

Table 2

|                   |      | Purpose of Library Visit |                   |            |                |                              |                          |
|-------------------|------|--------------------------|-------------------|------------|----------------|------------------------------|--------------------------|
| Category of Users |      | Reading News papers      | Reading Magazines | References | Issue of Books | Prepare Seminar/ Assignments | Prepare Competitive Exam |
| First Year LL.B   | Year | 55                       | 79                | 64         | 49             | 51                           | 36                       |
| Second Year LL.B  | Year | 42                       | 61                | 72         | 65             | 67                           | 41                       |
| Third Year LL.B   | Year | 19                       | 36                | 81         | 54             | 81                           | 29                       |
| Fourth Year LL.B  | Year | 31                       | 52                | 83         | 58             | 78                           | 89                       |
| Fifth Year LL.B   | Year | 84                       | 79                | 59         | 81             | 80                           | 42                       |
| Total             |      | 231                      | 307               | 359        | 307            | 357                          | 237                      |

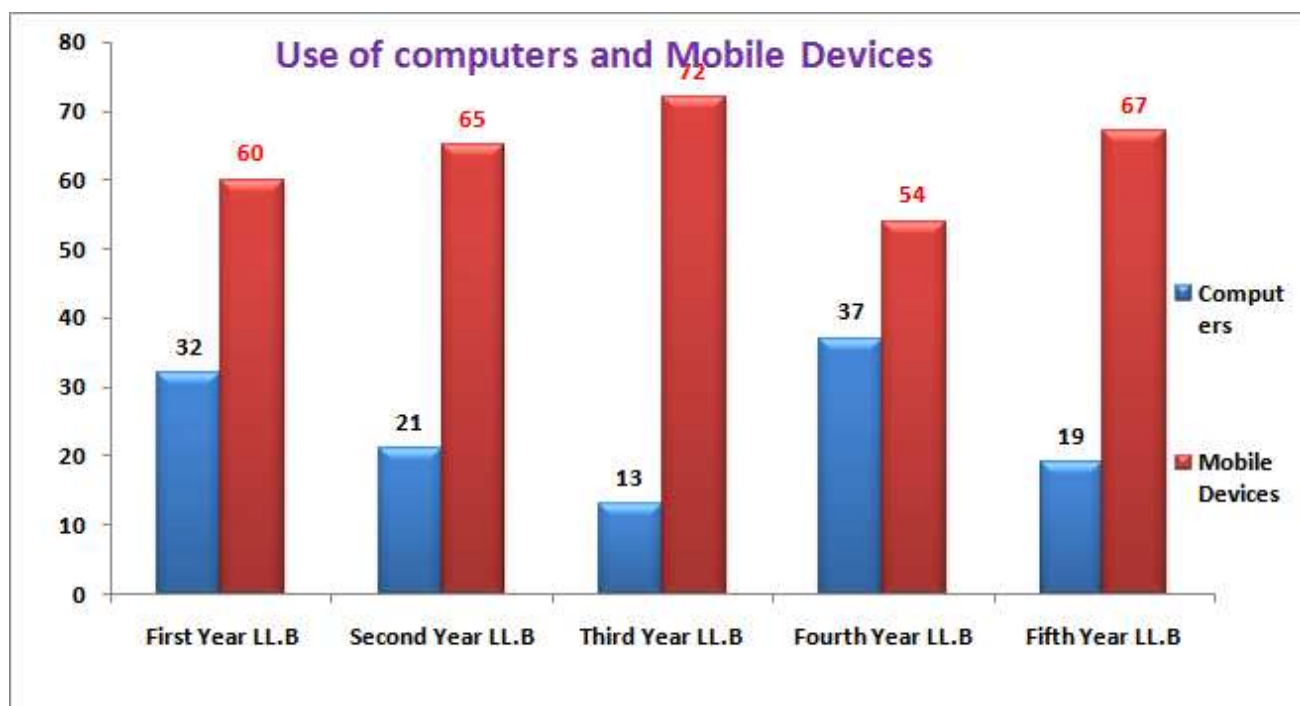
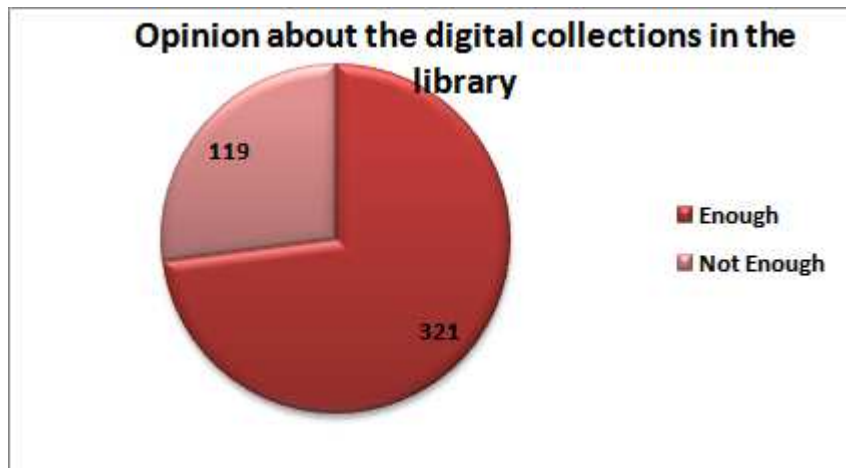


Figure 5

### Use of Mobile Devices and Computers

The graph shows the category wise use of computer and mobile devices. Majority of the students used mobile devices to access the resources from the library. Out of 92 respondents first-year LL.B 60 used mobile devices and 32 used computers, followed by 65 mobile devices and 21 computers, 72 mobile devices and 13 computers, 54 mobile devices and 37 computers, 67 mobile devices, and 19 computers.



**Figure 6**

The students were asked to give their opinion about the digital collection of the library resources. From the pie chart, it is clear that majority of the respondents 321(72.96%) had a positive response about the 119(27.04%) not satisfied with the digital resources of the library.

### Major Findings of the Study

- All the respondents have the desire to complete their courses.
- 365() wanted to do their higher studies
- Out of 440 respondents, 290(65.9%) daily visited the library according to their convincing.
- Only 11(2.5%) visited the library occasionally.
- Majority of the respondents visited the library according to their conveniences.
- Out of 440 respondents, 360(81.81%) satisfied with the present working time of the library.
- The students used library resources for various purposes like reading newspapers, magazines, references, preparing notes, assignments and for the competitive exams.
- Majority of the students used mobile devices to access the library resources. They also agreed that through mobile devices they can access the resources at any point of the library.

- All most all the respondents have a positive opinion about the digital resources of the library.

## CONCLUSIONS

The result of the study shows that the majority of the respondents are satisfied with the resources of the three libraries. They make use of the resources and services of the library according to their convinces and need. The students are happy with the library and its facilities. The students are aware of the changes in IT and try to become skilled at the impact of IT in libraries

## REFERENCES

1. Anuradha, Gupta. "College Libraries in current perspective." *Library Herald*, 1995: 32(3-4):132-37.
2. C, Sasikala. *Information seeking behaviour of managers in Industry*. IASLIC Bulletin 39(2):27-31, 1994.
3. C.K, Sharma. "User's Orientation and contribution of information technology." *International journal of library progress*, 2000: 20(3): 71-75.
4. D.C, Ojha. "Impact of information technology on libraries: A futuristic approach." *ILA Bulletin*. 2000. 36.(2):87-92.
5. Nwali, L.O. "Towards maximum utilization of library and information resources in a developing country." *International library mvement*, 1993: 15(2).