



Adsorption Isotherm Studies of Pb(II) Ions from Aqueous Solutions by Maize Stalks as a Cheap Biosorbent

Davoud Balarak¹, Ferdos Kord Mostafapour¹, Hossein Azarpira*²

¹Department of Environmental Health, Health Promotion Research Center, Zahedan University of Medical Sciences, Zahedan, Iran

²Department of Environmental Health, Faculty of Health School, Saveh University of Medical Sciences, Saveh, Iran

Abstract The evaluation of the ability of maize stalks to remove Pb(II) ions from aqueous solution was carried out. Different parameters affecting Pb(II) removal were investigated in batch experiments to optimize the removal method. These parameters include contact time, initial metal concentration, adsorbent dose, stirring rate, temperature. Langmuir and Freundlich isotherm models were applied to the equilibrium data. The developed method showed high applicability to Langmuir isotherm model ($R^2 > 0.997$) compared with Freundlich model ($R^2 > 0.888$) for the adsorption of Pb(II) on maize stalks. Maximum saturated monolayer sorption capacity of maize stalks for Pb(II) was 5.14 mg/g. The study showed that maize stalks can be used as a Cheap Biosorbent for the adsorption of Pb(II) From water solution.

Keywords Pb(II), Adsorption, Maize Stalks, Isotherms

Introduction

Contamination of water by toxic heavy metals through the discharge of industrial wastewater is a world wide environmental problem [1-3]. Rapid industrialization has seriously contributed to the release of toxic heavy metals to water streams. Mining, electroplating, metal processing, textile and battery manufacturing industry are the main sources of heavy metal ion contamination [4-5]. Metals such as lead, cadmium, copper, arsenic, nickel, chromium, zinc and mercury have been recognized as hazardous heavy metals [6-8]. Lead is a poisonous element causing several kinds of diseases. Among the health problems associated with lead include kidney damage, reproductive system and cardiovascular impairments, enzymes inhibition, anemia and death [9-11]. Lead is commonly emitted from materials such as incomplete burning of fuels, photographic materials, batteries, printing materials, pigments and paint materials [12-13].

Heavy metals are toxic and have the tendency to bio-accumulate [14, 15]. It has been consistently desired that their levels be reduced in industrial and municipal effluents before ultimate repository in the ecosystem [16-18]. In the recent years, the research for the removal of toxic metals from aqueous solution has focused on new technologies rather than conventional methods such as chemical precipitation, ion-exchange, solvent extraction and membrane processes which are generally considered not only to be expensive but are also inefficient in the removal of these toxicants from contaminated environment [19, 20]. It is therefore, essential to search agricultural by-products and to transform such materials to adsorbents. Now days, agricultural materials are receiving more and more attention as adsorbents for the removal of heavy metals from water [21-22]. Adsorbents of agricultural origin have polymeric groups like cellulose, hemi-cellulose, pectin, lignin and proteins as active centers for metal uptake [23-25].

The purpose of present study is to evaluate the efficiency of banana peels as adsorbent for cadmium and lead, and to establish two parameter equations (Langmuir, Freundlich isotherms) to model the sorption data.



Maximum adsorption capacity of adsorbent, adsorption intensity of the adsorbate on adsorbent surface and adsorption potentials of adsorbent were estimated by Langmuir, Freundlich isotherms, respectively.

Materials and Methods

All the glass ware used were thoroughly washed with detergent and tap water then rinsed with distilled water and thereafter soaked in 10 % nitric acid for 1hour after which they were rinsed with distilled-deionised water and dried. 1000 mg/L stock solution of Pb(NO₃)₂ (Merck, Germany) was prepared. Working solutions of initial concentrations of 5, 10, 25, 50, 75 and 100 mg/L were then prepared from the stock solution using the dilution principle.

Biosorbent

Maize stalks were collected and used as sorbent for the biosorption of Pb(II). The maize stalks sample was collected from research farm of Tabriz (Iran) agricultural school. Samples were washed several times using doubledistilled water to remove extraneous and dust. They were then dried in an oven at 105 °C for 24 h. The dried biomass was chopped and filtered. The resulting powder was sieved to a particle size of 100 µm which was used for the adsorption studies.

Adsorption studies

Batch adsorption experiments were carried out at room temperature (25°C±1). Exactly 100 ml of Pb(II) solution of different concentrations (10-100 mg/L) was put in different beakers and 0.25 g of the adsorbent added to each of them and they were subsequently agitated at a stirring rate of 200 rpm with a magnetic stirrer for a period of 90 min. The pH values of the solutions were adjusted to the required value by adding either 0.1 M HCl or 1M NaOH solution. Samples were then collected, filtered and the filtrate was analysed for Pb(II) ions contents using Buck Scientific model Shimadzu AA 6300 Atomic Absorption Spectrophotometer. Experiments were carried out in duplicate and mean values are presented. The percentage removal of Pb(II) were calculated using the following relationship [26-27]:

$$R = \frac{(C_0 - C_e)}{C_0} \times 100$$

Where C₀ and C_e are the initial and final (equilibrium) concentrations of the synthetic solution of solution (mg/L), respectively. Blanks containing only distilled water were used for each series of experiments as controls. The amount of the synthetic solution of adsorption per unit mass of maize stalks at equilibrium, q_e (mg/g) was calculated by the following equation [28, 29]:

$$q_e = \frac{(C_0 - C_e) \times V}{M}$$

where V is the volume of the synthetic solution of solution (L) and W is the weight of maize stalks (g) added to volume V.

Results and discussion

Effects of Contact Time and Initial Pb(II) Concentration

The effect of contact time on the efficiency of biosorption of Pb (II) ions by maize stalks is shown in Fig. 1. As seen, the efficiency of uptake of Pb (II) ions by biomass increases with the contact time. The results showed that a contact time of 90 min is enough to attain equilibrium. Above this time, there was no further appreciable adsorption of Pb (II) ions by the biomass. The adsorption process was however very rapid at the initial stage and slow down as the reaction approached the equilibrium stage. The rapid adsorption process which was observed at the initial stage may be due to the rapid accumulation of Pb (II) ions on the pore sites of the maize stalks as a result of the presence of vacant sites on its surface [30, 31]. These vacant sites become occupied by Pb (II) ions as the reaction proceeds thereby making the penetration of more Pb (II) ions into the interior of the biosorbent difficult [32-33].



The initial metal concentration is a significant factor in determining the adsorption potency of a biomass. The effect of initial concentration of the adsorbate was evaluated at different concentrations of 5, 10, 25, 50, 75 and 100 mg/L at a temperature of 25°C, contact time of 90 min and pH of 6.0 which is shown in Fig. 2. As revealed in the figure, the amount of Pb (II) ions adsorbed increases with increase in the initial concentration of the adsorbate. But clear from Fig. 2 that the percentage removal decreases with increase in initial concentration of Pb (II) ion. The metal ion uptake were found to be 98.5%, 98.1% and 76.4% for initial metal concentrations of 5, 10 and 100 mg/L, respectively. This was due to the saturation of the adsorption sites of the adsorbent by the metal ion [34-35].

Effect of Stirring Speed

The effect of agitation speed on Pb(II) adsorption at the adsorbent dose of 2.5 g/L and initial iron concentration of 50 mg/L at a pH 6 is shown in Fig. 3. The increase of stirring speed causes a corresponding increase in metal ion removal. As a result of increasing the stirring speed, the diffusion rate of metal ions from the bulk liquid to the liquid boundary layer surrounding particles became higher because of an enhancement of turbulence and a decrease of the thickness of the liquid boundary layer. Under these conditions, the value of the external diffusion coefficient became higher [36-37].

Adsorption isotherms

Adsorption isotherms describe qualitative information on the nature of the solute-surface interaction as well as the specific relation between the concentration of adsorbate and its degree of accumulation onto adsorbent surface at constant temperature. Adsorption isotherms are critical in optimizing the use of adsorbents, and the analysis of the isotherm data by fitting them to different isotherm models is an important step to find the suitable model that can be used for design purposes. The equilibrium data were analyzed using the following Langmuir and Freundlich isotherm models [38-40]:

$$\frac{1}{q_e} = \frac{1}{q_{\max}} + \frac{1}{q_{\max} K_L} \times \frac{1}{C_e}$$

$$\ln q_e = \ln K_F + \frac{1}{n} \ln C_e$$

where C_e is the equilibrium solution concentration (mg/L) and q_e is the amount of Pb(II) adsorbed onto Maize stalks at equilibrium (mg/g). q_m and K_L are the Langmuir constants related to the adsorption capacity (mg/g) and energy of adsorption (l/mg) respectively. K_F and n are the Freundlich constants related to adsorption capacity and energy of adsorption, respectively.

The equilibrium adsorption studies were conducted using various initial Pb(II) concentrations of 100 mg/L at pH 6 at three different temperatures of 25–45 °C. Isotherm parameters of the two models obtained by using linear regression are listed in Table 1.

In order to compare the validity of each isotherm model, a normalized standard deviation Δq (%) was calculated using [41-43]:

$$\% \Delta q = 100 \sqrt{\frac{\sum((q_{\text{exp}} - q_{\text{cal}})/q_{\text{exp}})^2}{n-1}}$$

Where q_{exp} and q_{cal} are experimental and calculated amount of Pb(II) adsorbed on Maize stalks, and N is the number of measurements made. It was found that the fitting to the Langmuir equation gave the higher values of correlation coefficients than those for the Freundlich equation at the temperatures investigated. Further more, The values of Δq (%) for the Langmuir equation were all lower than those for the Freundlich equation. The above results showed that the empirical Langmuir equation was better than the Freundlich equation in describing the behavior of Pb(II) adsorption onto Maize stalks, implying that the adsorption process involved monomolecular layers of coverage.



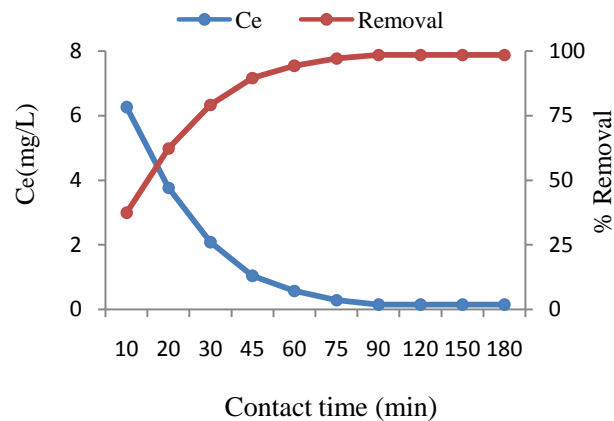


Figure 1: Effect of contact time on the removal of Pb(II) by maize stalks (Dose = 2.5 g/L, Pb(II) concentration = 10 mg/L, pH = 6, Stirring speed 200 rpm and Temp= 25 °C)

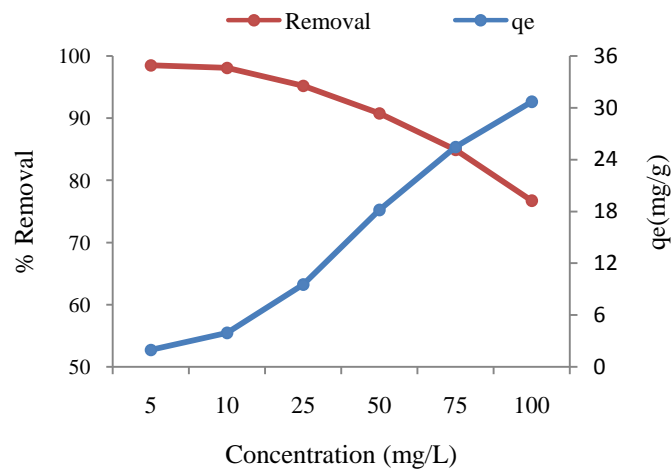


Figure 2: Effect of contact time and initial metal concentration on the removal of Fe(II) by maize stalks (Dose = 2.5 g/L, Contact time 90 min, pH = 6, Stirring speed 200 rpm and Temp= 25 °C)

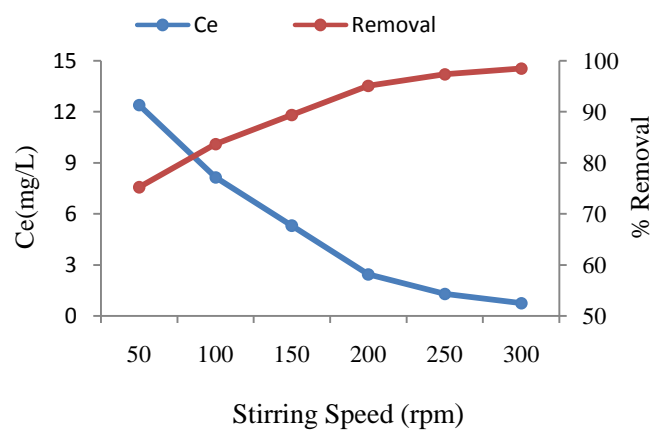


Figure 3: Effect of stirring speed on the removal of Pb(II) by maize stalks (Dose = 2.5 g/L, Pb(II) concentration = 50 mg/L, pH = 6, Contact time 90 min and Temp= 25 °C)

Table 1: Isotherm parameters for Pb(II) adsorption onto Maize stalks at different temperatures

Isotherms	Parameters	25 °C	35 °C	45 °C
Langmuir	q_m (mg/g)	28.48	29.11	29.86
	K_L (l/mg)	0.224	0.195	0.181
	R^2	0.998	0.999	0.997
	Δq (%)	1.85	2.18	2.76
Freundlich	K_F (l/mg)	28.24	31.45	32.79
	1/n	0.244	0.281	0.325
	R^2	0.884	0.902	0.928
	Δq (%)	11.28	10.98	14.35

Conclusion

The efficiency of Maize stalks to remove Pb (II) ions from aqueous solution was investigated. In batch studies, the optimum Initial Pb(II) Concentration, Stirring Speed and contact time were optimized. As a result, Initial Pb(II) Concentration of 5 and 10 mg/L, Stirring Speed of 200 rpm and contact time of 90 min were found to be optimized condition for the removal of Pb(II) by Maize stalks. Langmuir adsorption model can be applied successfully to the adsorption of Pb (II) ions compared to Freundlich. The adsorption capacity corresponding to monolayer coverage is 28.48 mg/g according to Langmuir model at room temperature (25 °C). Thus, it can be concluded that Maize stalks is a good agricultural residues for the removal of Pb (II) ions from aqueous solution.

References

- [1]. Ghaedi M, Pyrimidine-2-thiol as Selective and Sensitive Ligand for Preconcentration and Determination of Pb (II). Chem. Anal. 2006;51:593-603.
- [2]. Rajesh KR, Shankar C, Kahannen T. Evaluation of Isolated Fungal Strain from waste Recycling Facility for Effective Sorption of Toxic Heavy Metal Pb(II) ions and Fungal Protein Molecular Characterization mycoremediation approach. Assian Journal of Experimental Biological Science. 2011;2(2):342-347.
- [3]. Balarak D, Mahdavi Y, Gharibi F, Sadeghi Sh. Removal of hexavalent chromium from aqueous solution using canola biomass: Isotherms and kinetics studies. J Adv Environ Health Res. 2014; 2(4):45-52.
- [4]. Balarak D, Hossein Azarpira H and Mostafapour FK. Thermodynamics of removal of cadmium by adsorption on Barley husk biomass. Der Pharma Chemica, 2016, 8(10):243-247
- [5]. Adeogun AI, Kareem SO, Durosanya JB, Balogun ES. Kinetics and Equilibrium Parameters of the Biosorption and Bioaccumulation of Lead ions from Aqueous Solutions by *Trichoderma longibrachiatum*. Journal of Microbiology, Biotechnology and Food Science. 2012;1(5):1221-1234.
- [6]. Yin P, Yu Q, Lin Z, Kaewsarn P. Biosorption and Desorption of cadmium (II) by biomass of *Laminaria japonica*. Environmental Technology. 2001;22(5):509-514.
- [7]. Javid A, Bajwa R. Biosorption of electroplating heavy metals by some basidiomycetes. Mycopath. 2008;6(182):1-6.
- [8]. Nale BY, Kagbu JA, Uzairu A, Nwankwere ET, Saidu A, Musa H. Kinetic and Equilibrium Studies of the Adsorption of Lead (II) and Nickel (II) ions from Aqueous Solutions on Activated Carbon Prepared from Maize Cob. Pelagia Research Library. 2012;3(2):302-312.
- [9]. Qaiser S, Saleemi AR, Ahmed MM. Biosorption of Lead (II) and Chromium (VI) on Groundnut Hull: Equilibrium, Kinetics and Thermodynamics Study. Electronic Journal of Biotechnology. 2009; DOI:10.2225/vol12-183w4-fulltext-6.
- [10]. Kapoor A, Viraraghavan T, Cullimore RD. Removal of Heavy Metals using Fungus *Aspergillus niger*. Bioresource Technology. 1999;70(1):95-104.
- [11]. Apiratikul R, Pavasant P. Batch and Column Studies of Biosorption of Heavy Metals by *Culerpa Lentillifera*. Bioresource Technology. 2008;99(8):2766-77.



- [12]. Uluozlu OD, Sari A, Tuzen M, Soylak M. Biosorption of Pb(II) and Cr(III) from aqueous solution by liche (*Parmilina tiliaceae*) biomass. *Bioresource Technol.* 2008;99:2972-80.
- [13]. Atzu YD. A comparative study on determination of the equilibrium, kinetic and thermodynamic parameters of biosorption of copper (II) and lead (II) ions onto pretreated *Aspergillus niger*. *Biochem. Eng.* 2006;28:187-195.
- [14]. Bhattacharjee, S, Chakrabarty S, Maity S. Removal of lead from contaminated water bodies using sea nodule as an adsorbent. *Water Res.* 2003;37,3954–66.
- [15]. Gupta, VK, Imran A, 2004. Removal of lead and chromium from wastewater using bagasse fly ash sugar industry waste. *J. Colloid. Interf. Sci.* 2004; 271, 321–328.
- [16]. Issabayeva G, Aroua, MK, Sulaiman NMN. Removal of lead from aqueous solutions on palm shell activated carbon. *Biores. Technol.* 2006; 97, 2350–2355.
- [17]. Kobya M, Demirbas E, Senturk E, Ince M. Adsorption of heavy metal ions from aqueous solutions by activated carbon prepared from apricot stone. *Bioresour. Technol.* 2005; 96, 1518–1521.
- [18]. Li YH, Di ZC, Ding J, Wu DH, Luan ZK, Zhu YQ. Adsorption thermodynamic, kinetic and desorption studies of Pb(II) on carbon nanotubes. *Water Res.* 2005; 39, 605–609.
- [19]. Machida M, Yamazaki R, Aikawa M, Tatsumoto H. Role of minerals in carbonaceous adsorbents for removal of Pb(II) ions from aqueous solution. *Sep. Purif. Technol.* 2005; 46, 88–94.
- [20]. Martins BL, Cruz CCV, Luna AS, Henriques CA. Sorption and desorption of Pb(II) ions by dead *Sargassum* sp. *Biomass. Biochem. Eng. J.* 2006; 27, 310–314.
- [21]. Mohamed M, Mohand SO, Marc L, Louis CM. Removal of lead from aqueous solutions with a treated spent bleaching earth. *Hazard. Mater.* 2008. 159,358–364.
- [22]. Kehinde OO, Oluwatoyin TA, Aderonke OO. Comparative analysis of the efficiencies of two low cost adsorbents in the removal of Cr(VI) and Ni(II) from aqueous solutions. *Afr. Journ. Environ. Sci. Technol.* 2009;3(11):360-369.
- [23]. Argun ME, Dursun S. Removal of heavy metal ions using chemically modified adsorbents. *J. Int. Environ. Appl. Sci.* 2006;1(1-2):27-40.
- [24]. Viraraghavan T, Dronamraju MM. Removal of copper, nickel and zinc from wastewater by adsorption using peat. *J. Environ. Sci. Health Part A. Environ. Sci. Eng.* 1993;28:1261-1276.
- [25]. Bansal M, Singh D, Garg VK, Rose P. Use of agricultural waste for the removal of Pb (II) and Cd (II) ions from aqueous solutions: Equilibrium and kinetic studies. *Intern. Journ. Environ. Sci. Eng.* 2009;1(2):108-115.
- [26]. Balarak D, Mostafapour FK, Joghataei A. Adsorption of Acid Blue 225 dye by Multi Walled Carbon Nanotubes: Determination of equilibrium and kinetics parameters. *Der Pharma Chemica*, 2016, 8(8):138-145.
- [27]. Balarak D, Joghataei A. Biosorption of Phenol using dried Rice husk biomass: Kinetic and equilibrium studies. *Der Pharma Chemica*, 2016, 8(6):96-103.
- [28]. Balarak D, Hossein Azarpira H and Mostafapour FK. Study of the Adsorption Mechanisms of Cephalixin on to *Azolla Filiculoides*. *Der Pharma Chemica*, 2016, 8(10):114-121.
- [29]. Zazouli MA, Mahvi AH, Mahdavi Y, Balarak D. Isothermic and kinetic modeling of fluoride removal from water by means of the natural biosorbents sorghum and canola. *Fluoride.* 2015;48(1):15-22.
- [30]. Balarak D, Mahdavi Y, Bazrafshan E, Mahvi AH, Esfandyari Y. Adsorption of fluoride from aqueous solutions by carbon nanotubes: determination of equilibrium, kinetic, and thermodynamic parameters. *Fluoride.* 2016; 49(1)71-83.
- [31]. Onwu FK, Ogah SPI. Studies on the effect of pH on the sorption of cadmium (II), nickel (II), lead (II) and chromium (VI) from aqueous solutions by African White Star Apple (*Chrysophyllum albidum*) shell. *African Journal of Biotechnology.* 2010;9(42):7086-7093.
- [32]. Ademiluyi FT, Ujile AA. Kinetics of batch adsorption of iron II ions from aqueous solution using activated carbon from Nigerian Bamboo. *International Journal of Engineering and Technology.* 2013;3(6): 623-31.



- [33]. Abia AA, Horsfall M Jnr, Didi O. Studies on the use of agricultural bi-product for the removal of trace metals from aqueous solution. *J. Appl. Sci. Environ. Mgt.* 2002;6(2):89-95.
- [34]. Singha B, Das SK. Adsorptive removal of Cu(II) from aqueous solution and industrial effluent using natural/agricultural wastes, *Colloids and Surfaces.* 2013;B107:97–106.
- [35]. Balarak D, Mostafapour FK . Canola Residual as a Biosorbent for Antibiotic Metronidazole Removal. *The Pharmaceutical and Chemical Journal,* 2016, 3(2):12-17
- [36]. Balarak D, Mostafapour FK . Adsorption Behavior of Acid Red 97 Dye on Canola Stalks. *Journal of Scientific and Engineering Research,* 2016, 3(3):148-154.
- [37]. Balarak D. Kinetics, Isotherm and Thermodynamics Studies on Bisphenol A Adsorption using Barley husk. *International Journal of ChemTech Research.*2016;9(5);681-690.
- [38]. Balarak D, Jaafari J, Hassani G, Mahdavi Y, Tyagi I, Agarwal S, Gupta VK. The use of low-cost adsorbent (Canola residues) for the adsorption of methylene blue from aqueous solution: Isotherm, kinetic and thermodynamic studies.*Colloids and Interface Science Communications. Colloids and Interface Science Communications.*2015; 7;16–19.
- [39]. Martins BL, Cruz CCV, Luna AS, Henriques AC. Sorption and Desorption of Pb (II) by dead *Sargassum* sp. Biomass. *Biochemical Engineering Journal.* 2006;27(3):310-314.
- [40]. Rani F, Ambreen S, Faheem T, Safia A, Abdul H. Biosorption of Lead by Indigenous Fungal Strains. *Pak. J. Bot.* 2007;39(2):615-622.
- [41]. Ho YS, Chiang TH, Hsueh YM. Removal of basic dye from aqueous solution by tree fern as a adsorbent.*Process Biochemistry.* 2005; 40, 119–124.
- [42]. Balarak D, Mahdavi Y, Maleki A, Daraei H and Sadeghi S. Studies on the Removal of Amoxicillin by Single Walled Carbon Nanotubes. *British Journal of Pharmaceutical Research.* 2016;10(4): 1-9.
- [43]. Balarak D, Kord Mostafapour F, Joghataei A. Experimental and Kinetic Studies on Penicillin G Adsorption by *Lemna minor*. *British Journal of Pharmaceutical Research.* 2016; 9(5): 1-10.

