

SOME ASPECTS OF ATTENTION AND SKILL RELATIONSHIP ACCURATELY CORRECTION TO THE BASKETBALL PLAYERS MIDDLE CLASS

Kada Belkebiche^a – Ahchn Ahmed^b – Jabouri Benamar^c – Keroum Med^d

ISTAPS.mostaganem.ALGERIE. (institut d'éducation physique et de sport.mostaganem.ALGERIE.)

kbelkebiche@yahoo.fr - ahcen@gmail.com - djabbouri@hotmail.fr - kerr67@yahoo.fr

Abstract

The skill of the correction of the most important skills of the player stands by the resolution of the games so it was a source of interesting trainers, researchers, and influence in this skill are quite a few things that reinforce and these things attention, which is an important element in the basic skills of basketball and other sports where it should be available at basketball players attention and observation minute on an ongoing basis to movements player In basketball show the importance of attention is clearly due to the nature of the game that are fast and frequent changing attitudes of the multiplicity of plans defensive and offensive basic skill.

A major premise: There is a direct correlation between the relational aspects of attention and correction accuracy when basketball players.

The importance of search: In our research we want to refer to the subject of some aspects of attention and its relationship to accurately shooting in basketball, as he is considered an important aspect of sports psychology.

After the theoretical and practical analysis of the results of your table manifestations of attention (unit, concentration, distribution, conversion) and their relationship to accurately from the free-throw shooting.

- The existence of a positive correlation between the degree of severity of attention and accuracy of free-throw shooting.

- The presence of a negative correlation between the degree of concentration of attention and accuracy from the free-throw shooting.

- The presence of positive correlation between the degree of correction and to divert attention from the free-throw accuracy relationship.

Keywords: skill, basketball, players, sport.

1. INTRODUCTION

The attention in the sports field includes several aspects, although access to the high levels of sports depends largely on the growth and elevate those features, as each activity needs to these appearances, but to varying degrees, and requires the athlete to learn motor skills and mastered not only be done for Using the integrated setup of the physical and psychological aspects and tactical skills. (Muhammad Lutfi, 1975)

And requires the basketball players to keep a high level of attention in its many manifestations of the affected correction form or another of these manifestations which is characterized with the players, team sports in general and basketball in particular, what contained in the positions of playing accuracy, the player therefore require careful attention to the players who continue with the same speed and power The activity for the scoring at the right time and place. (HEDON, E, 1988, précis de physiologie. ED, O, DOIN, Californie, Etats unis)

- The problem:

The skill of the correction of the most important skills of the player stands by the resolution of the games so it was a source of interesting trainers, researchers, and influence in this skill are quite a few things that reinforce and these things attention, which is an important element in the basic skills of basketball and other sports where it should be available at basketball players attention and observation minute on an ongoing basis to movements player In basketball show the importance of attention is clearly due to the nature of the game that are fast and frequent changing attitudes of the multiplicity of plans defensive and offensive basic skill, so we went out the following forms; (BILLAT, V. 2003. physiologie et methodologie de l'entrainement : de la theorie a la pratique. BLACHARD, A. 2009. Gestion du stress.)

° What is the relationship between attention and precision shooting from the free throw with basketball players for the age group (18-16 years)?

- Sub-questions:

- Is there a correlation between the unit attention relationship and accuracy from the free-throw shooting?

- Is there a correlation between the concentration of attention and precision shooting from the free throw?
- Is there a correlation between divert attention and precision shooting from the free-throw relationship?
- Is there a correlation between the distribution of attention and precision shooting from the free-throw relationship?

3. The objectives of the research:

A main goal:

Identify and find out the correlation between some aspects of attention and correction accuracy when basketball players.

(B) sub-goals:

1. Identify the existing relationship between the unit of attention and precision shooting from the free throw.
2. Identification of the existing relationship between the concentration of attention and precision shooting from the free-throw
3. determine the existing relationship between the accuracy and divert attention from the free-throw shooting.
- 4 Determine the existing relationship between the distribution of attention and the accuracy of the free-throw shooting.

4. hypotheses: Suppose researchers on the premises immediate:

A major premise:

There is a direct correlation between the relational aspects of attention and correction accuracy when basketball players.

(B) sub-hypotheses:

1. There is a positive correlation between the unit of attention and precision shooting from the free throw.
2. There is a negative correlation between the concentration of attention and precision shooting from the free throw.
3. There is a positive correlation between the accuracy and divert attention from the free-throw shooting.
- 4 There is a positive correlation between the distribution of attention and precision shooting from the free throw.

5. The importance of search:

In our research we want to refer to the subject of some aspects of attention and its relationship to accurately shooting in basketball, as he is considered an important aspect of sports psychology from, shall be deemed to

Determination Terms:

Attention- Concentration- Free Throw- Player Middle Class- Diferent Type of Attention-Basket Ball

attention a vital dimensions affecting performance in the sports field where the attention of the individual at a given moment is not usually found only in a particular topic, but the attention does not stop and I was traveling on an ongoing basis and speed peek through fractions of a second, and understands the attention as a "ready Perceptual year directs the individual feeling about a certain whole attitude or part" .uallah the attention Mental process plays an important role in human life for his contribution to recognize and adapt to the environment and its connection with the permanence(**PERRAUT-PIERRE,E,2000**.la gestionmentale du stress pour la performance sportive).ED,Amphora,France.

Based on the foregoing found that the importance of attention and accuracy shooting in basketball and their effectiveness for the arrival of basketball players to the upper levels, which reflect the technical level, which up to the players during the training phase to obtain good results to improve the level.

6. Search Terms:

- Attention: is the psychological process of focusing the attention of the player on the special sensory stimulation is the mentality of being a process strengthen us what we want to be focusing on the cues and stimuli expel or behavior does not concern us from them. (Abdul Wahid, 2006)
- altsoab: The process is to push the ball toward the goal is to throw using the arm or arms traffic.
- krh Cart: play basketball between two teams of each of the five players each team consists purpose is to shoot the ball in the team counter basket and to prevent the other team possession of the ball or hit the target.

7. similar studies:

1.YoucefHarchaoa study:

The role of physical education and sports in the ability to focus attention and its relationship to the development of orientation and motivation.

- Conducted this study: 1995

° Is physical education and sports affect school attendance among those between the ages (12-13 years) ability to concentrate?

- Are both the inclination and motivation for physical activity at school attendance to affect the development of focus?

- The objectives are as follows:

- Understand the impact of physical education and sports for ability to concentrate.

- Understand the impact of both the inclination and motivation during sports activity on the development focus.

- Was imposed as follows:

Practice practice physical education and sports Polyphonic working on the ability to focus attention to the development of school attendance.

- Research Methodology: Follow the researcher experimental method.

- Sample: Included were randomized (145), a pupil of basic school Mohammedia Mascara Province.

- Search Tool: Test complete the forms, test different forms, test and its relationship to focus attention tired.

- Conclusions: the practice of physical education and sports by gender males and females led to the development level of concentration of attention.

- Arthur and Matt study:

- The theme: mental preparation to straighten the free throw and self-efficacy for both sides effect.
 - Conducted this study: 2008.
 - Was her problem as follows:
 - ° Is the proposed program of mental preparation improves the skill and efficiency of self-correction?
 - The objectives are as follows:
 - To identify the extent of the impact of mental preparation on the skill of self-correction and efficiency program.
- It was imposed as follows: The proposed program of mental preparation improves the skill of self-correction and efficiency.
- Research Methodology: The researchers followed the experimental method.
 - Research sample: The research sample consisted in (43) basketball player in a manner
 - Search Tool: was the suggestion skills training program (the focus of attention, mental visualization and relaxation).
 - Conclusions: Mental skills training program has improved 86 percent of the players of the experimental group in addition to improvements in self-efficacy.
 - To identify the area in which the player is a good concentration.
 - Was imposed as follows: the existence of a positive correlation between the degree of concentration of attention and accuracy relationship correction of consistency among basketball players Class Cubs.
 - There is a positive correlation between the concentration of strong positive attention and precision shooting from the side.
 - Research Methodology: follow student descriptive approach..
 - Search Tool: Focus "Dorothy Harris' network test, test correction of persistence (Ever) battery, recording grades form a computer.
 - **Conclusions:** There is a direct correlation between the concentration of attention and correction accuracy.
- 1- Research Methodology:** 1
- We used in this study we discussed the problem of the private descriptive approach and that in order to achieve its objectives and which to get with sincerity and objectivity of the results.
- Society and the research sample.**
- The first sample: represented in the sample intended for exploratory experiment consisted of 06 players from Oran write the mid-class team
- The second sample: and was the original community of the research sample consisted of 10 players for the team woke up mid-class Mostaganem.
- Areas of research**the human sphere: applied research on a sample of some of the basketball players made up of 10 players for the sports season 2012-2013m contractors with the horizons of Mostaganem, which is active in the second national team section.
- 1-3-2- spatial area:** I have been conducting tests on the players inside the stadium Faraj leading multi-sports hall of former team-mentioned, the same hall where they train and play there until the official interviews.
- 1-3-3- time domain:** I have been chosen research topic on 12-11-2012m and after agreement with the supervising professor on the subject we embarked on the theoretical side, the beginning of 14-11-2012m.
- As for the theoretical side, we have to give the tests after taking views, suggestions and amendments, and then distributed on 19-03-2013m this during times of training classes in order to be retrieved directly after the end of testing.
- Then we moved to the statistical study and then to the process of analysis and discussion to end up to a general summary of the results and gizzard, so I ended our search on a whole 23-05-2013m.
- 1.4setting procedural variables Search:**
- In order to obtain reliable scientific results requires each researcher to control the variables examined, and so isolate other internal variables that may hinder the search biography, and were as follows:
- 1.4.1.b independent variable:** the stimuli or changes in the impact of these variables called experimental variables. (Mohamed AwadBswyne and Faisal Yassin beach 0.1992) and of some aspects of attention.
- 1-4-2- dependent variable:** the effects of the independent variable and of the correction from the free throw line.
- 1-5- tools and means of Search:**
- We have used in our research this set of tools which are as follows:
- Sources and references that are relevant to the search.
 - The Internet.
 - Field tests:
 - 1-test to measure some aspects of attention for "supplying Onvemunt."
 - 2. Test the correction on the basket from the free throw line (Ever battery test to measure skill in basketball)
- Search tools:**
1. Borden test Onvemunt to the attention of: The researcher used the patch test your attention, which is known as test (Braden-Onvemuv) rate by Taha Abdel-Gawad, 1972, as it measures four aspects of attention are: (sharpness, focus, conversion, distribution). (Ahmed Mohamed Khater and Ali Fahma pick, 1996, page 521)
 - Scale components: The approved measure, which is a paper containing 13 lines of distributed body kits Arabic numerals, each set of (3-5) numbers consist Each line on (10) groups and the total numbers (40) record This means that the test contains (1240) record, has developed this test numbers to arrange the sequence of codified also took into account the position that the application of the scale method: Look at the page in front of you attentively to notice what you see numbers and complex and is looking to be irregular distribution, and unequal to avoid the likelihood of conservation - all you are required to craft written off or compositions

you are required to be removed and the piece put italic pencil on Hmaaharv and you have to implement it quickly and accurately when you hear the signal (warmed up), you take the pen hand used by the writing, and when the signal (Start) you to turn the page quickly and begin to Find the required numbers written off and when the signal (whoa), you put a big sign pencil. According to what is shown in Figure (01).



Figure (01) shows the paper-and-pencil tests of the manifestations of attention

2. CORRECTION METHOD OF CALCULATING THE RESULTS:

Is extracted parameters of the test form with the help of its own key correction and extracted the results as follows:

- The number of characters that the player its consideration during the test.=a
- The number of compositions supposed to write off the player in the test paper.=b
- The number of public errors (wrong number of compositions which Written off plus the number of correct compositions that have not Written off).=B
- The number of correct compositions written off.=r
- Work accuracy or implementation of testing labs.=e

$$e = \frac{b-B}{b} \times 100$$

test unit attention:

Search for the desired numbers you written off by placing a slash them penciled taking into account the accuracy and speed note that the test for just one minute and we'll cancel each combination set contains the number (49) and starts Balostr one after the other from left to right.

Unit attention: $u = e \times a$

test focus attention:

After the limit is calculated Balachtbarren: (test in the case of calm and testing in the case of Alnthren photosynthesis) was

Calculating the degree of focus through:

u1: is the net productivity of labor when measuring unit of attention in the quiet situation without sexy.

u2: is the net productivity of labor when measuring unit of attention in handicapping and distractions case.

Subtracting u1 - u2 we get (K), which is the degree of concentration, as in the following equation:

$$u1 - u2 = k$$

Whenever the extracted value fell indicated high concentration of attention when the players.

distribution attention test:

The test carried out for two minutes required to write off the player combinations verses :(49) (58) and then calculates the distribution of attention.

$$C = \frac{(U3 - U4)}{(U3 + U4)} \times 100$$

Where: U3 performance productivity for installation (49) U4 performance productivity for installation (58)

divert attention test:

Test leads for two minutes with digital cancellation (49), (24), but the following manner:

The test installation starts (49) for a period of thirty seconds and then move on with reference to the cancellation of the number (24) and for a period of thirty seconds.

And when you hear the word about the move again to write off the number (49) and then again for the third time who shall cancel the number (24) will expire Adakkiktan begins in the laboratory to divert attention by calculating:

$$N = (M + H + O) / 3$$

Where M equal to the difference between the productivity of labor first and second for thirty seconds:

$$u1-u2 = M$$

H equal to the difference between the second and third work productivity

$$u1-u2 = H$$

O equivalent to the difference between the third and fourth work productivity

$$u1-u2 = O$$

And labor productivity are calculated in a period of thirty seconds for each free installation in (49) (24) in a section of the sections.

2. test correction from the free throw line:

- Description of performance method:
- The player and the ball behind him stands the middle according to the free-throw line as shown in Figure (02).
- Each player corrected the 04 groups consisting of 05 consecutive corrections.
- The player right in the correction on the basket in any way suit them.
- Gives each player a chance to rest between each set and other corrections. (Mohammad Hassan Allawi, Mohamed NasreddinRadwan, 1987) - Figure (02) shows the test correction from the free throw line.
- Degrees account (Calendar):
- Gives the player one degree for every ball enters the basket.
- The maximum that can be obtained for degrees is 20 degrees.
- Field trip: We have visited the first to search for the team and the coach trader with them in their court to determine the program of training times for the purpose of determining the second date for the testing and this so as not to influence on their training, and in the Framework Convention our work done and of the distribution of test forms on the players.
- Register grades form.
- Statistical tool.
- Pedagogical methods:
- cronometre
- A legal goal Basketball
- 05 balls legal basket
- Save the clothes in which the paper-and-pencil tests conducted Hall
- Tables - 10 pens - light indicator device

6.1 - Expeditionary experience

They stand on the most important problems and obstacles that hinder the smooth running and Hassan to search, so we conducted an exploratory experiment, which means that they "" scientific process and purpose of the stand on the negatives and positives that correspond to the researcher to be training him. "(QasimMandalawi et al., 1989) and this was on 12-03-2013m on 06 players from Oran Mail team, which is active in the second national section.

- For the proper key experience and ensure the validity of the tests that we've made it and should we have to do the exploratory experience, which is one of the preliminary roads for access to accurate and precise results at the same time.

1-7 scientific basis for testing:

- **Test stability:** intended "to give the same results if the test was applied to the same sample at different periods in the same similar circumstances." (QasimMandalawi and fall down, 1989)

So we have to find reliability coefficient for the tests and the correction from the free throw line by re-test

Table (01) shows the reliability coefficient for experimental tests of the sample

Statistical study for tests	Sample size	Degree of freedom	Statistical significance	Reliability coefficient	The correlation coefficient
Test correction from the free-throw	6	N-1 5	0.05	0.96	0.85
Test unit attention				0.92	
Test to focus attention				0.91	
Test divert attention				0.89	
Distribution of attention test				0.84	

- **Test the sincerity:** I mean, the test of truth, "the validity of the position to be measured" (Hassanein, 1995)
 So we used to extract the content sincerity sincerity test where we just introduced the candidate tests on supervising professor and a group of experts and specialists to arbitration some aspects of attention, experts have agreed to test the sincerity in achieving the purpose for which it has developed for, and this proved sincerity of our tests.

the sample Table (02) shows the honesty factor for experimental tests

Statistical study for tests	Sample size	Degree of freedom	Statistical significance	Honesty coefficient	The correlation coefficient	Significance test
Test correction from the free-throw	6	N-1 5	0.85	0.97	0.85	Moral
Test unit attention				0.95		
Test to focus attention				0.95		
Test divert attention				0.94		
Distribution of attention test				0.91		

- An objective test: Substantive results mean independence for the autonomy of the concept we have using the indicator light and a stopwatch (Mikati) to measure the test time and give especially in correction accuracy grades, and so are the measurements and tests with high objective.

1-8- statistical study: statistical treatment: <arithmetic average:

Standard deviation: p

The correlation coefficient "Karl Pearson"

The following are the laws used in this research:

The aim is to determine the correlation between the two tests by reference to the controversy statistical significance of the correlation coefficient Pearson (t) The result was calculated greater than the value seriously and why the link is strong, and vice versa, and it must be noted that the simple correlation coefficient (r) does not exceed the value of +1 -1 or +1 Whenever approached the relationship was strong but if tended to -1 inverse relationship and the closer to zero correlation decreases in the case equated me +1 or -1, the link is strong between the two tests, either positively or negatively.

The correlation between the two tests is the significance of the test reliability coefficient and can be calculated by the following equation:

2.1- search results are displayed and discussed:

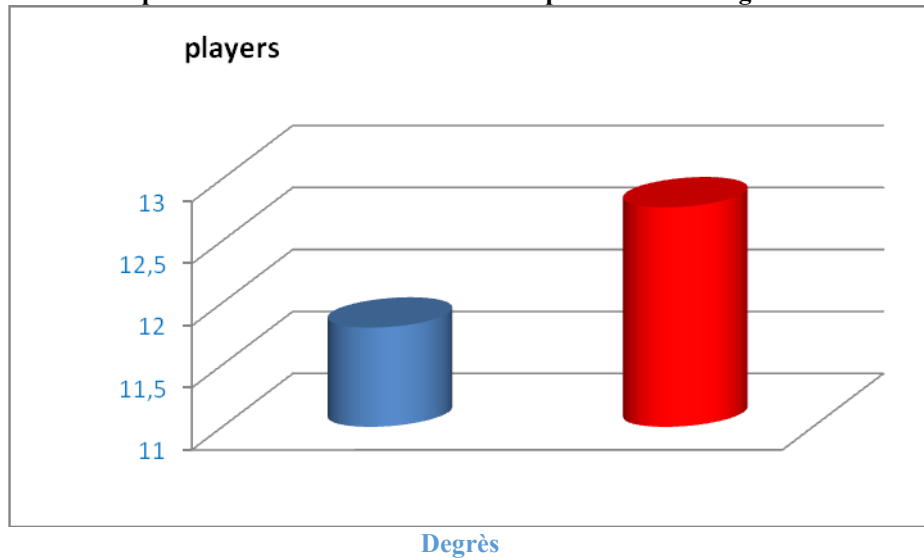
Presentation and discussion of test results of the degree of severity of attention and precision shooting from the free-throw
 Study Unit attention relationship and accuracy from the free-throw shooting

Table (03) shows the relationship between the unit of attention and precision shooting from the free throw.

Tests Sample	Severity of attention		The correlation coefficient	Shooting from the free-throw accuracy	
	S	P		S	P
10	12.77	1.40	0.81	11.8	1.54

Through the table note the following arithmetic average unit attention as b (12.77), which is greater than the arithmetic mean of precision shooting from the free throw, which was (11.8) With respect to the standard deviation of the severity of attention has been estimated to be (1.40) where we note a few spacing in the values of any failure the presence of dispersion as in the degree of correction from the free throw, which was estimated accuracy (1.54) In order to study the relationship between the unit of attention and precision shooting from the free throw was the use of the correlation coefficient Karl Pearson and estimated (0.81) Any There is a positive and strong correlation between the unit of attention The accuracy of the free-throw shooting. He also stressed in this aspect Osama Kamal salary (salary, 1990) that requires coaches to make sure they attend their players in good condition to ensure the highest level of attention.

- A graph showing the relationship between the unit of attention and precision shooting from the free throw.



Presentation and discussion of test results of the degree of concentration of attention and precision shooting from the free-throw Study to focus attention relationship and the accuracy of the free-throw shooting

Table (04) shows the relationship between the concentration of attention and precision shooting from the free throw.

Tests Sample	Focus attention		The correlation coefficient	Shooting from the free-throw accuracy	
	S	P		S	P
10	-1.87	2.58	-0.80	11.8	1.54

Through the table note the following arithmetic mean concentration was negative attention as much as b (-1.87) reverse the arithmetic average of the accuracy of the correction that was positive as much as b (11.8)

As for the standard deviation of the focus of attention was (1.54) of any no convergence of values and this means there is no dispersion of them compared with the test standard deviation correction which estimated accuracy (2.58), where there is a divergence of values, a few by any no dispersion but a few and for the study correlation between the degree of concentration of attention and precision shooting from the free throw was the use of the correlation coefficient Karl Pearson, who estimated (-0.80) and see that these negative value which has an inverse and a strong relationship between the two tests that is, the smaller the degree of concentration of attention player in test write-off (this means the degree of force to focus attention) increased the degree of correction has accuracy.

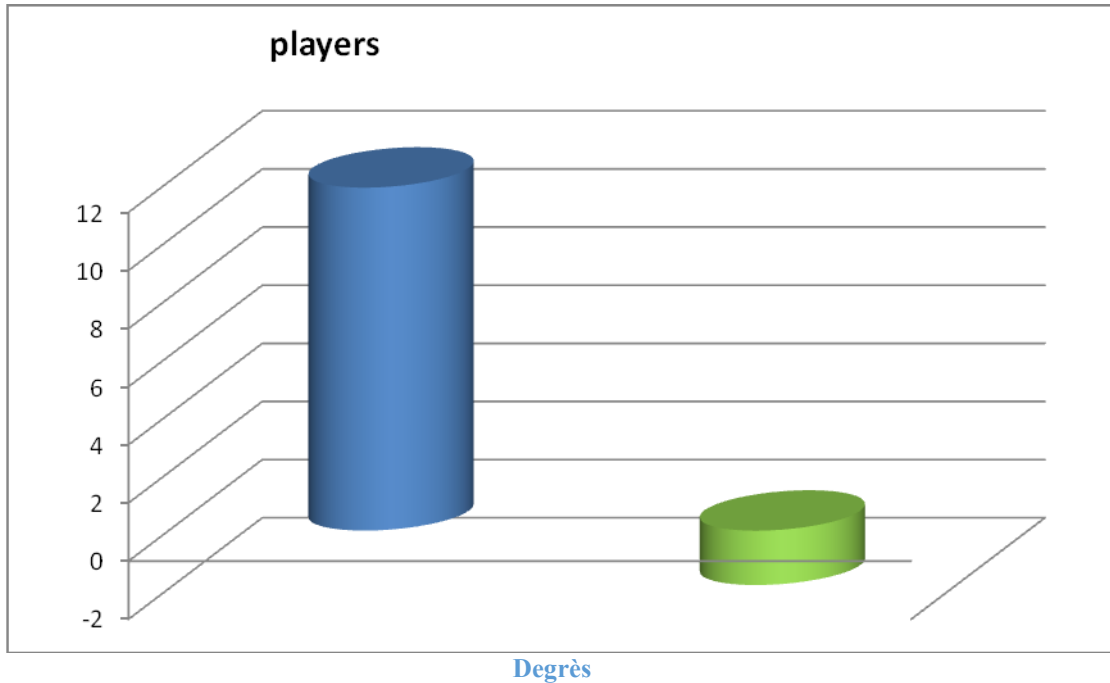
Where enhances researchers visible to the negative correlation between the degree of moral focus attention and accuracy correction to the degree of concentration of attention is an indication of the psychological state of the player before the performance of the correction.

It also confirms that Osama full salary (salary 0.1990), where the focus is to draw attention or a general basic skills of the athletes is the foundation for the success of the process of learning, training or competition in various forms

Attribute the researchers reason for this relationship to be "learner or the player with a good focus is who owns the physical compatibility in control of the stimuli and emotions that affect the entity when the focus will be in control of the motor to be

(shooting from the free-throw) (sykes, 1983) and is also consistent with the Study Hashim Ahmed Suleiman study (1987) and the study of bin Ahmad Sufian (2009) in the presence of correlation between the degree of concentration of attention and precision shooting from the free throw.

- A graph showing the relationship between the concentration of attention and precision shooting from the free throw.

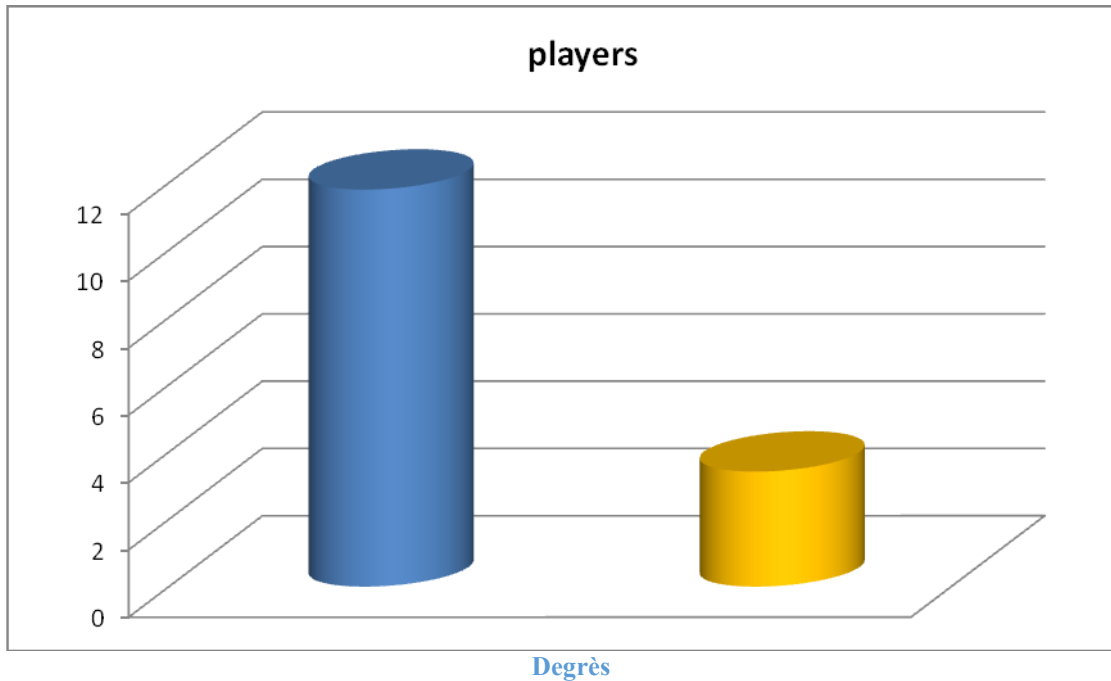


Presentation and discussion of test results of the degree of concentration of attention and precision shooting from the free-throw Study divert attention and accurate correction of the free-throw relationship

Table (05) shows the relationship between divert attention and precision shooting from the free throw.

Tests Sample	Divert attention		The correlation coefficient	Shooting from the free-throw accuracy	
	S	P		S	P
10	3.42	2.43	0.30	11.8	1.54

Through the table note the following: SMA divert attention was estimated at (3.42), which is much lower than the arithmetic average of the accuracy shooting from the free throw, which was (11.8) With respect to the standard deviation to divert attention, which was estimated at (2.43) note the presence of spacing values no no dispersion compared with the standard deviation in the correction of the free-throw which stood accuracy (1.54) where the convergence of the values of any lack of dispersion In order to study the relationship between divert attention and precision shooting from the free throw was the use of the correlation coefficient Karl Pearson and estimated (0:31) It is little or no positive shift attention between accuracy and correction of the free-throw link. And enhances the researchers this weakness lack of training special units of the exercises that lead to disqualification and develop this theme as the module normal daily must contain a form of scoring and the coaches that they have a clear idea of the manifestations of attention, especially to divert attention.



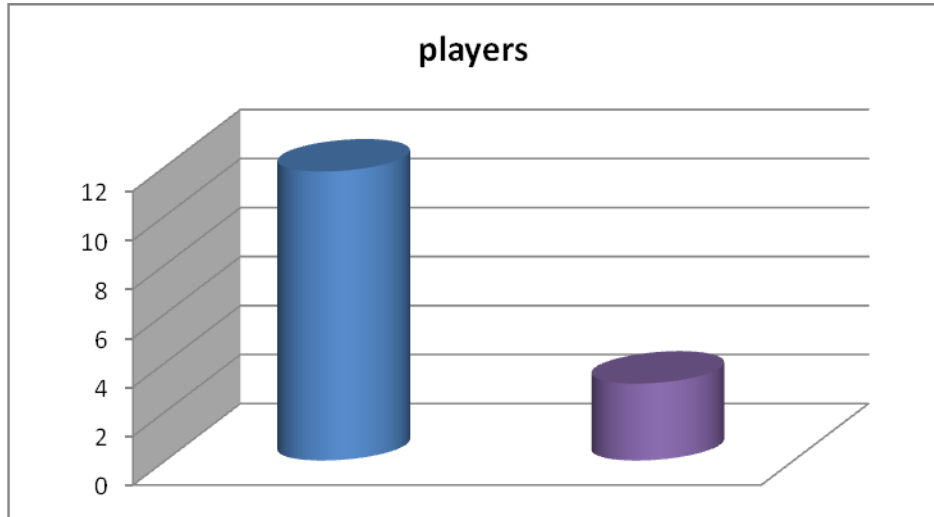
Presentation and discussion of test results of the degree of concentration of attention and precision shooting from the free-throw
The study of the distribution of attention relationship and accuracy of free-throw shooting

Table (06) shows the relationship between the distribution of attention and precision shooting from the free throw.

Tests Sample	Distribution of attention		The correlation coefficient	Shooting from the free-throw accuracy	
	S	P		S	P
N	—			—	
10	3.14	6.48	0.40	11.8	1.54

Through the table note the following: the arithmetic average of the degree distribution of attention was (3.14), which is much lower than the arithmetic average of the accuracy correction, which was estimated at (11.8) With respect to the standard deviation of the degree distribution of attention has been estimated by (6.48) note the presence of a large spacing between the values ie there is a large dispersion between them compared with the standard deviation of the accuracy shooting from the free throw, which was (1.54) there is no dispersion of values in order to study the existing relationship between the distribution of attention and precision shooting from the free throw was the use of the correlation coefficient Karl Pearson and estimated (0.40), a positive correlation Simple between the distribution of attention and precision shooting from the free throw.

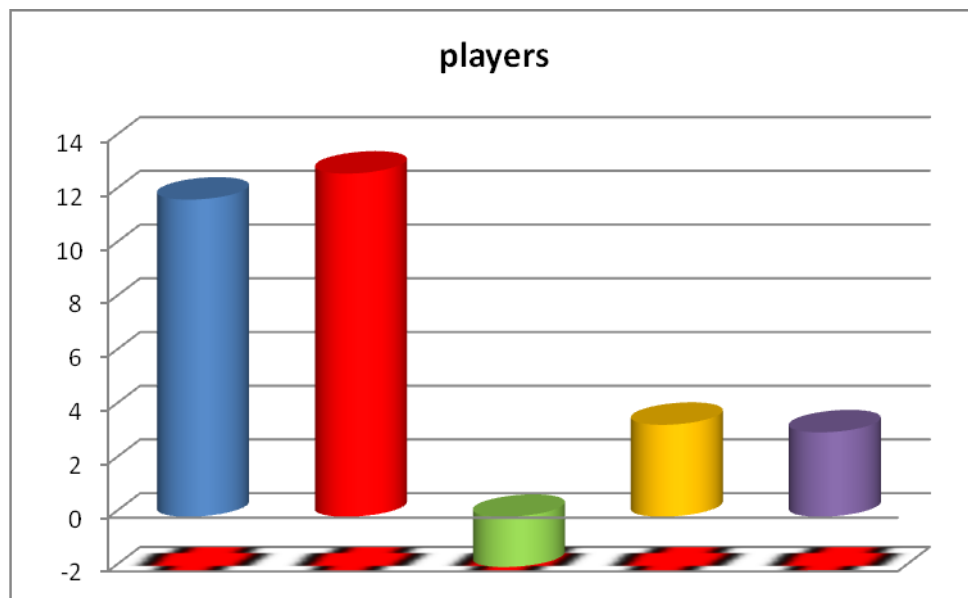
A graph showing the relationship between the distribution of attention and precision shooting from the free throw.



Degrès

Table (07) shows the relationship between the manifestations of attention precisely from the free-throw shooting.

Tests	The intensity of attention	Focus attention	Divert attention	Distribution of attention	Shooting from the free-throw accuracy
S	12.77	-1.87	3.42	3.14	11.8
P	1.40	2.58	2.43	6.48	1.54
The correlation coefficient	0.81	-0.80	0.31	0.40	



Degrès

Through the table and curve note that: averages varying with each other in write-offs and tests correction from the free throw line accuracy tests, arithmetic Valmtost in the degree of severity of attention was (12.77) was the largest of them in the test correction accuracy, which amounted to (11.80), and the arithmetic average of the degree the focus of attention was negative as estimated (-1.87) This shows the strength of the degree of concentration of attention to the players, but for the conversion and distribution of attention, who deal with (3.42) (3.14) were lower than the arithmetic average of the correction accuracy.

As for the standard deviations were the lack of a simple and large dispersion appeared between them and in the following manner:

Deflection unit attention and accuracy correction estimated (1.40) (1.54) of any lack of dispersion between the values, With respect to the focus and divert attention and which was estimated at (2.58) (2.43) appeared between the dispersion between the values for I have for a simple, but great dispersion was when the distribution test where as b (6.48).

As for the link that emerged between the two tests differed Kmal between them so strong and positive correlation appeared strong negative correlation, and in the following manner:

Vmaaml link to unity and precision shooting from the free-throw appeared linked to positive strong as estimated (0.80) As for the correlation degree of concentration of attention, which was estimated at (-0.80) any strong negative correlation, and this demonstrates the high degree of concentration of attention to the players, then link back little or no attention when converting, which was estimated at (0.31), while for the simple correlation estimated the b (0.40) at a temperature distribution of attention among the players..

□ interview results assumptions:

The first hypothesis: There is a positive correlation between the unit of attention and precision shooting from the free throw. Based on the results obtained by the experimental sample and the result of field tests carried researchers embody I'm on the ground that there is a direct correlation is positive strong between the unit of attention and precision shooting from the free throw, and this was confirmed to us through the table (03) and curved graph, which assured us that the health of the hypothesis that impose that there is a positive correlation between the unit of attention and precision shooting from the free throw as confirmed in this aspect Osama Kamal salary (salary, 1990) that requires coaches to ensure the presence of their players who are in good condition to ensure the highest level of attention .

All of these indicators make sure the health of any relationship that the greater the degree of attention in the unit test write-offs when the players has increased the success rate correction.

The second assumption: There is a negative correlation between the concentration of attention and accuracy of free-throw shooting

Based on the results obtained by the experimental sample and the result of field tests carried out by the Taliban researchers embody I'm on the ground that there is a strong inverse relationship between the concentration of attention and precision shooting from the free throw, and this was confirmed to us through the table (04) and curved graph, which confirmed us health hypothesis that impose that there is a negative correlation between the concentration of attention and precision shooting from the free throw any that the smaller the degree of concentration of attention player in test write-off (this means the power of the degree of concentration of attention) increased the degree of correction has accuracy as consistent with bin Ahmad Sufian 2009 study The study Hashim Ahmed Suleiman 1987 that there is a correlation between the concentration of attention and precision shooting from the free throw.

All of these indicators make sure the health of the inverse relationship between the concentration of Alatbah and accuracy from the free-throw shooting

The third hypothesis: draws positive correlation between divert attention and precision shooting from the free-throw relationship.

Based on the results obtained by the experimental sample and the result of field tests carried out by the Taliban researchers embody I'm on the ground that no correlation is positive slim between divert attention and precision shooting from the free-throw relationship and this has been confirmed to us through the table (05) and curved graph, which assured us that impose health hypothesis that there is a positive correlation between divert attention and precision shooting from the free-throw

And enhances the researchers this weakness lack of training special units of the exercises that lead to the development of this theme as usual daily training module should contain a form of scoring and the coaches that they have a clear idea of the manifestations of attention, especially to divert attention

All of these indicators to make sure the health of the relationship between relational divert attention and accurate correction of the free-throw

Fourth hypothesis: draws positive correlation between the distribution of attention and precision shooting from the free-throw relationship.

Based on the results obtained by the experimental sample and the result of field tests carried out by the Taliban researchers embody I'm on the ground that no correlation is positive medium between the distribution of attention and precision shooting from the free-throw relationship and this has been confirmed to us through the table (06) and curved graph, which assured us that impose health hypothesis that there is a positive correlation between the distribution of attention and precision shooting from the free-throw

This indicates that the correlation relationship between the distribution of attention and precision shooting from the free-throw

3. RECOMANDATION :

Based on what is stated in the study, the researchers recommended the following:

- some of the players who are characterized by a high level of unity of attention and focus attention and intensify training on the skill of the correction to the level of development.
- training exercises and special scoring on penalty kicks for the development of mental state (attention).
- accustom players to different positions high degrees of attention continuously.

- conduct special tests manifestations of attention for different periods to learn about the evolution that takes place for the players to its importance in the development of the correction accuracy.
- conduct a study similar to the other bench appearances and how they relate strictly correction from different regions.
- use of private coaches to develop aspects of attention with their athletes exercises.
- increased emphasis on exercise for the development of the distribution of attention and divert attention.
- need to focus on mental abilities and special attention and manifestations, including the focus of attention and the attention unit

4. GENERAL SUMMARY:

One important factor of mental factors in order to win and achieve sporting achievement is and it has the sports psychologists study topics related to psychological and mental problems of the sports activity, and for this, the researchers conducted a lot of experiments and research to uncover solutions for those problems.

Including the topics of attention to the basketball players, and on this basis of our study, titled "some semblance of attention relationship and accurate shooting from the free-throw line rather basketball players Class mid-category (16-18 years), where we have acquired the presence of different correlation relationships significance between some aspects of attention and precision shooting from the free throw, being an essential skill depend on any team to win the largest possible number of points and to win the team match must be on each player to focus until the last seconds of the game, because the critical and tough competition, especially the last stroke play on small molecules that occur the difference and determine the fate of each team in the game.

5. CONCLUSIONS SEARCH:

After the theoretical and practical analysis of the results of your table manifestations of attention (unit, concentration, distribution, conversion) and their relationship to accurately from the free-throw shooting.

- The existence of a positive correlation between the degree of severity of attention and accuracy of free-throw shooting.
- The presence of a negative correlation between the degree of concentration of attention and accuracy from the free-throw shooting.
- The presence of positive correlation between the degree of correction and to divert attention from the free-throw accuracy relationship.
- The lack of correlation between the degree of distribution of attention and precision shooting from the free throw

Determination Terms:

Attention- Concentration- Free Throw- Player Middle Class- Diferent Type of Attention-Basket Ball
-Precision of attention – Concentration — Distribution of attention.

6. CONCLUSION EN FRANCAIS:

Un facteur important de facteurs mentaux afin de gagner et d'atteindre l'exploit sportif est et il a les sujets d'étude des psychologues sportifs liés à des problèmes psychologiques et mentaux de l'activité sportive, et pour cela, les chercheurs ont mené beaucoup d'expériences et la recherche afin de découvrir des solutions pour ces problèmes.

Y compris les sujets d'attention pour les joueurs de basket-ball, et sur cette base de notre étude, intitulée "un semblant de relation de l'attention et le tir de précision à partir de la ligne de lancer franc plutôt les joueurs de basket-ball de classe mi-catégorie (16-18 ans), où nous ont acquis la présence de différentes relations de corrélation signification entre certains aspects de l'attention et le tir de précision du lancer franc, étant une compétence essentielle dépendre d'aucune équipe à remporter le plus grand nombre possible de points et de gagner le match de l'équipe doit être sur chaque joueur de concentrer jusqu'à ce que les dernières secondes du jeu, parce que la concurrence critique et difficile, surtout le dernier coup jouer sur de petites molécules qui se produisent la différence et déterminent le sort de chaque équipe dans le match.

7. BIBLIOGRAPHIE :

- 1-BILLAT,V.2003.physiologie et methodologie de l entrainement :de la theorie a la pratique.2^e,edit.ED De Boeck BRUXELLE,Belgique.
- 2-BLACHARD,A.2009.Gestion du stress.EdRCS Mont de Marsan.France.
- 3-DUMONT,M,2001.Stress et adaptation chez l enfant.EdPresses univesite du quebec Canada.
- 4-FERRE,J,PHILLIPE,B,1998.Dictionnaire des APS,ED,Amphora,France.
- 5-GOETGHEBUER,G,BEAUF AIS,O.2003.le Basket Ball ED,le clavier bleu.France.
- 6-GREBO,E ,2009.Le stress.ED,le clavier bleu.France.
- 7-HIEBERT,B,1985,le stress chez les enseignants.ED Association canadienne d education ,Toronto,Canada.
- 8-HEDON,E,1988,précis de physiologie.ED,O,DOIN,Californie ,Etats unis.
- 9-PERRAUT-PIERRE,E,2000.la gestion mentale du stress pour la performance sportive.ED,Amphora,France.
- 10-RAIMBAULT,N,20004,lapreparationmentalr en sport collective.EdChiron,France.
- 11-RIPPOL,H,2008,le mental des champions.EdPayot,France.
- 12-SCANFF,C,L,2003 ,Manuel de psychologie du sport,l interventionauprés du sportif.Ed Revues ,E.P.S,France.
- 13-THOMAS,R .1994.Préparation psychologique du sportif.Ed,Vigot,France.

14-NATATION POUR TOUS.2011.LE Stress est il favorable à la performance sportive.

-sites :

<http://www.natationpourtous.comss/entrainement/gestion-stress.php>

2-RICHOU,S,2011.le soin de transpiration des mains.

<http://www.doctissimo.fr>

3-SANTECHEZNOUS.2008.Gare au sress.

<http://santecheznous.com>

4-SARRIEU ,M.d.2011.le stress et votre santé.

<http://www.fleurancenature.fr>

5-TARMOUSSI,M ,2011.la preparation mentale en basket ball.

<http://preparationmentale.blogspot.com>

6-WIKIPEDIA.2004.physiologie.

<http://fr.wikipedia.org/wiki/physiologie>

7-WIKIVERSITY.2007.Basket Ball

<http://fr.wikiversity.org/wiki/Basket-ball>