

UDC 581 143 557 175 1.05 619 615
AGRIS F60

<https://doi.org/10.33619/2414-2948/93/02>

OBTAINING OF WATER-SOLUBLE COMPLEX SALTS OF VARIOUS FRACTIONS OF SYNTHETIC PETROLEUM ACIDS AND ALCOAMINES, INVESTIGATION OF THEIR EFFECT ON *Triticum*, *Zea mays* AND *Pisum sativum*, AND COMPARATIVE ANALYSIS WITH NATURAL PETROLEUM ACID COMPLEXES

©*Ganbarova F., Y. H. Mamedaliyev's Institute of Petrochemical Processes of the Ministry of Science and Education Republic of Azerbaijan, Baku, Azerbaijan, fatime-quliyeva-78@mail.ru*

ПОЛУЧЕНИЕ РАСТВОРИМЫХ В ВОДЕ КОМПЛЕКСНЫХ СОЛЕЙ РАЗЛИЧНЫХ ФРАКЦИЙ СИНТЕТИЧЕСКИХ НЕФТЯНЫХ КИСЛОТ И АЛКОАМИНОВ, ИССЛЕДОВАНИЕ ИХ ВЛИЯНИЯ НА ПШЕНИЦУ, КУКУРУЗУ И ГОРОХ, И СРАВНИТЕЛЬНЫЙ АНАЛИЗ С КОМПЛЕКСАМИ ПРИРОДНЫХ НЕФТЯНЫХ КИСЛОТ

©*Ганбарова Ф. Д., Институт нефтехимических процессов им. акад. Ю.Г. Мамедалиева при Министерстве науки и образования Азербайджанской Республики, г. Баку, Азербайджан, fatime-quliyeva-78@mail.ru*

Abstract. The purpose of our research is to summarize information about oil, the use of various fractions of natural and synthetic petroleum acids (boiling away in the ranges of 125-175°C; 175-225°C; 125-225°C, the synthesis of their water-soluble complex salts with alkanolamines (mono-, di-, tri-) by the reaction of their interaction with monoethanolamine, diethanolamine and triethanolamine, determination of their IR spectra, melting point and refractive index, preparation of solutions with different percentage concentrations (0.05; 0.01; 0.005; 0.001; 0.0001% solutions), the study of the electrical conductivity of solutions, laboratory and field studies of these compounds as growth compounds for *Triticum*, *Zea mays* and *Pisum sativum*. First, the seeds are soaked in the appropriate solutions in Petri dishes. Then the seeds taken in a plastic container are planted into the ground in accordance with the depth of planting and the number of seeds. The degree of germination is calculated from the number of germinated seeds. To determine the effect of salt solutions on the growth dynamics of the aerial parts of plants and roots in laboratory conditions, observations and measurements are carried out for 14-15 days. At the next stage, experiments are carried out in the field and the final results are obtained. Comparing the obtained results of the effect of complex salt solutions synthesized on the basis of natural and synthetic petroleum acids on plants both with each other and with the control variant (that is, with seedlings obtained from seeds soaked in irrigation water), it is determined which complex salts have better effect on plant development.

Аннотация. Целью исследований является обобщение сведений о нефти; использование различных фракций природных и синтетических нефтяных кислот (выкипающих в интервалах 125–175°C, 175–225°C, 125–225°C; синтез их водорастворимых комплексных солей с алканоламинами (моно-, ди-, три-); реакции их взаимодействия с моноэтаноломином, диэтанол-амином и триэтаноломином; определение их ИК-спектров, температуры плавления и показателя преломления; приготовление растворов с различной

процентной концентрацией (0,05, 0,01, 0,005, 0,001, 0,0001% растворы); изучение электропроводности растворов; проведение лабораторных и полевых исследований этих соединений в качестве ростовых для пшеницы, кукурузы и гороха. Сначала в чашках Петри семена замачивают в соответствующих растворах. Затем взятые семена в пластиковом контейнере сажают в землю в соответствии с глубиной засаживания и количеством семян. По количеству проросших семян рассчитывают степень прорастания. Для определения влияния растворов солей на динамику роста надземных частей растений и корней в лабораторных условиях проводят наблюдения и измерения в течение 14–15 дней. На следующем этапе проводят эксперименты в полевых условиях и получают окончательные результаты. Сравнивая полученные результаты влияния комплексных солевых растворов, синтезированных на основе природных и синтетических нефтяных кислот, на растения как между собой, так и с контрольным вариантом (то есть с проростками, полученными из семян, замоченных в поливной воде), определяют, какие комплексные соли имеют лучшее влияние на развитие растений.

Keywords: complex salts, Petri dishes, monoethanolamine, diethanolamine, triethanolamine, synthetic petroleum acids, natural petroleum acids, growth substances.

Ключевые слова: комплексные соли, чашки Петри, моно-этаноламин, диэтанол-амин, триэтаноламин, синтетические нефтяные кислоты, природные нефтяные кислоты, ростовые вещества.

It is known that oil is a mixture of gaseous, liquid and solid hydrocarbons. Oil was formed from the remains of water, plants and animals that existed hundreds of millions of years ago. Their remains were mixed with silt and sand in layered deposits, and later, over the course of millennia, they were geologically transformed into sedimentary rocks [1].

The main component of oil is hydrogen and carbon compounds — hydrocarbons, which have a wide variety in their molecular structure. Among the valuable raw materials of the petrochemical industry, an important place is occupied by natural petroleum acids (NPA), which have a wide range of applications. Despite the fact that NPA and their derivatives have a variety of uses, due to the low content of these acids in oil, they are among the limited products of the petrochemical industry. One solution to this limitation is the conversion of naphthenic hydrocarbons to acids, i. e. obtaining petroleum acids synthetically [2-5].

One of the most promising methods for the synthesis of synthetic petroleum acids (SPA) is the catalytic oxidation of the diesel fraction of oil in the presence of air oxygen in the liquid phase. For this, the fraction of Baku oils boiling at 217-349°C was taken as the object of study. The naphthenic-paraffinic hydrocarbon mixture obtained after the fraction dearomatization process is oxidized with atmospheric oxygen in the presence of a catalyst — Cr, Mn salts of natural petroleum acids [6, 7].

Complex salts have been synthesized, their physicochemical properties have been studied, and their structure has been confirmed by spectral methods.

Experimental part

The IR spectra of the taken acids were recorded on an ALPHA Fureye spectrometer of the German company Bruker. On Figure 1 and 2 show the IR spectra of II fractions of natural and synthetic petroleum acids as a sample [6-11].

Table 1

INDICES OF PETROLEUM ACIDS

Fractions	Boiling point, °C / 6.65 mPa	Synthetic acids		Natural acids	
		Acid number mg KOH/g	Molecular weight	Acid number mg KOH/g	Molecular weight
I	125-175	266.4	210.6	293.0	191.5
II	175-225	224.9	249.4	270.0	207.8
General	125-225	218.2	257.1	257.0	218.3

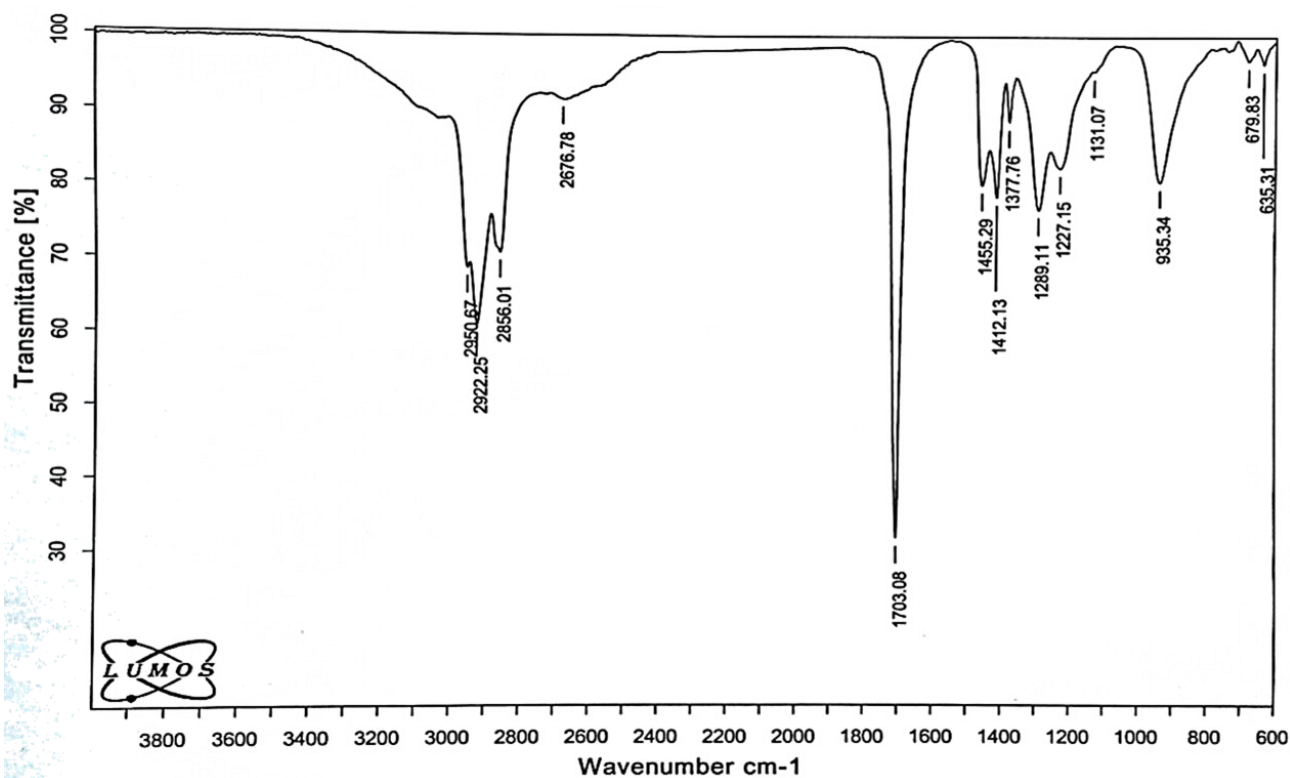


Figure 1. IR spectrum of II fraction of natural petroleum acid

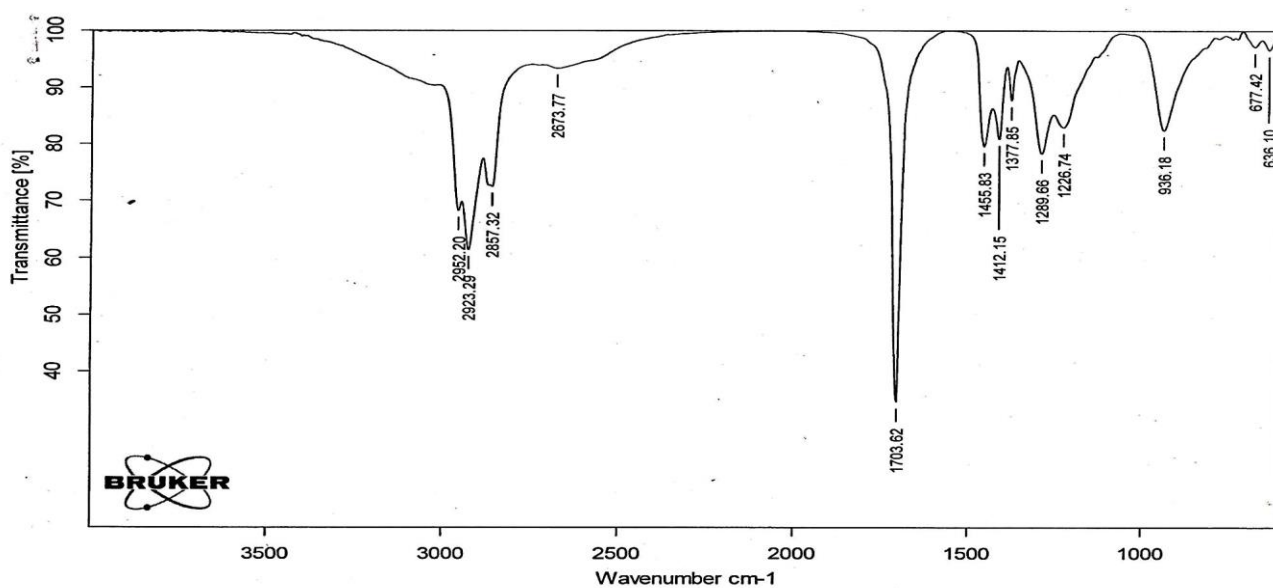
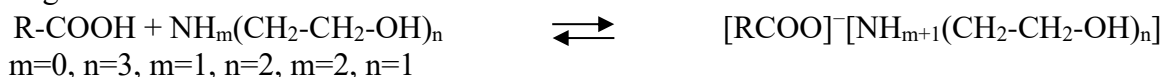


Figure 2. IR spectrum of II fraction of synthetic petroleum acid

In the spectra, the stretching vibrations of the carbonyl group $-C=O$ characterizing the acid are $\nu = 1703 \text{ cm}^{-1}$, the stretching vibrations of the carboxyl group $-COOH$ $\nu = 2670 \text{ cm}^{-1}$, the bending vibrations of the hydroxyl group OH of the acid appear in the region $\delta=935 \text{ cm}^{-1}$.

Research procedure

The reaction of obtaining complex salts is carried out at a temperature of $40-50^\circ\text{C}$ for 2 hours according to the scheme below:



The reaction is carried out in a three-necked flask according to the procedure below. To obtain the required complex salt, the calculated amount of petroleum acid and the corresponding alkanolamine are added to the flask and stirring is continued until the reaction is completely terminated [6, 8].

Synthesis of complex salts of natural and synthetic petroleum salts and ethanolamine and preparation of solutions with different percentage concentrations. According to the above reaction based on natural petroleum acids and monoethanolamine (MEA) — MEA 293-1, MEA 270-2, MEA 257-3, diethanolamine (DEA) — DEA 293-1, DEA 270-2, DEA 257-3 and triethanolamine (TEA) — TEA 293-1, TEA 270-2, TEA 257-3, as well as synthetic petroleum acids and monoethanolamine (MEA 266.4-1, MEA 224.9-2, MEA 218.2-3), diethanolamine — DEA 266.4-1, DEA 224.9-2, DEA 218.2-3 and triethanolamine — TEA 266.4-1, TEA 224.9-2, TEA 218.2-3 and after confirming their structure by various methods, their solutions of various concentrations (0.05; 0.01; 0.005; 0.001 and 0.0001%) were prepared to study their effect on plants [6, 9, 10].

Analysis of the obtained results

The purity of the complex salts synthesized by us was confirmed. At the same time, IR spectra were taken, and the structural structure and electrical conductivity of the obtained salts were studied. These indicators vary from 2.9×10^{-6} to 3.6×10^{-6} S/cm in solutions of complex salts of natural and synthetic petroleum acids. On Figure 3 shows the IR spectrum of the diethanolamine complex II fraction of the natural petroleum acid (DEA 270-2) as an example, and in Figure 4 shows the IR spectrum of the diethanolamine complex of II fraction of the synthetic petroleum acid (DEA 224.9-2).

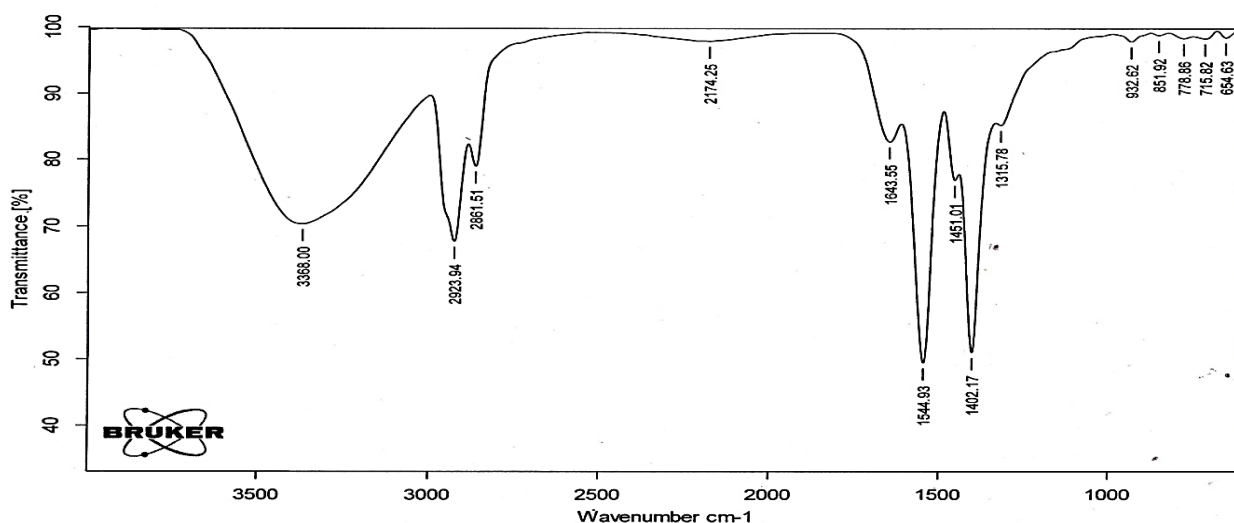


Figure 3. IR spectra of complex salts DEA270-2

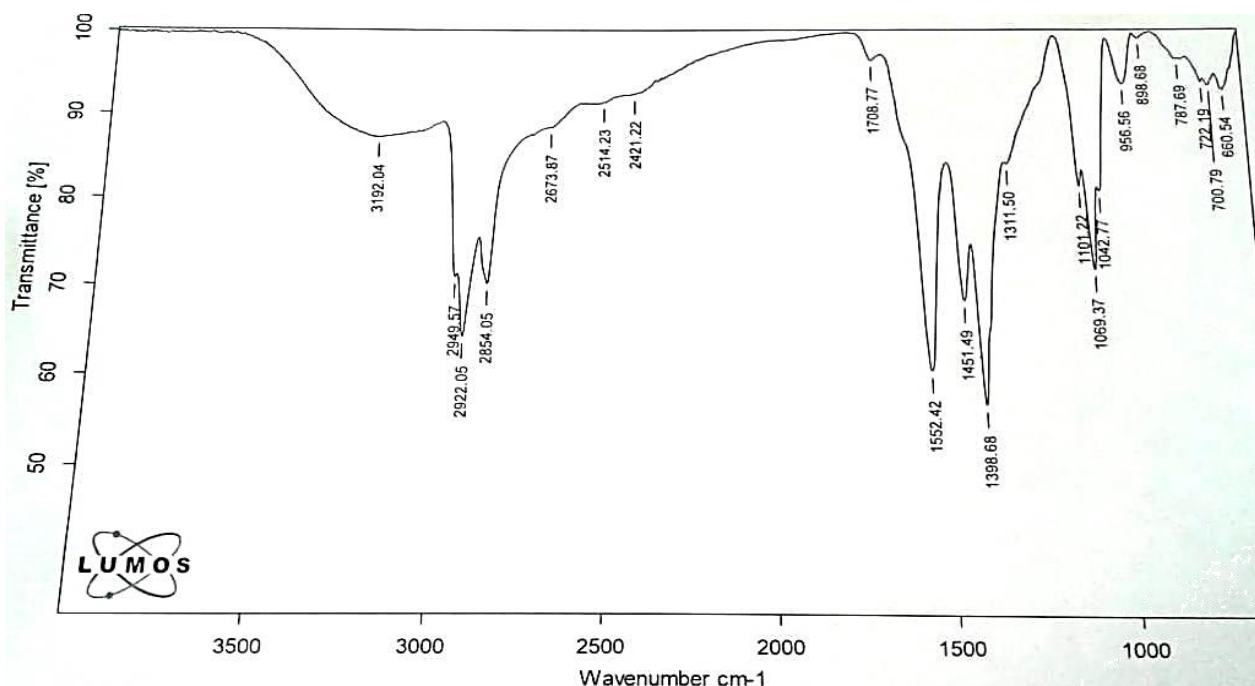


Figure 4. IR spectra of complex salts DEA 224, 9-2

It is clearly seen from the spectra that the absorption bands ($936, 1703, 1412, 2673 \text{ cm}^{-1}$) corresponding to the stretching and bending vibrations of the functional groups characterizing the acid have practically disappeared. The spectrum clearly shows deformation ($1341, 1451 \text{ cm}^{-1}$) and stretching vibrations ($2861, 2923 \text{ cm}^{-1}$), which are characteristic of CH bonds of CH_2 groups. Also in this spectrum, asymmetric and symmetric stretching vibrations ($1402, 1544, 1643 \text{ cm}^{-1}$) belonging to the C-O bond of the carboxylic acid ($-\text{COO}-$) are observed. The stretching vibrations of the N-H bond at 3368 cm^{-1} coincide with the absorption bands characterizing the C-O bond of the carboxylic acid ($1544, 1643 \text{ cm}^{-1}$). Thus, analysis of the IR spectrum of the sample indicates that it corresponds to alkanolamine. The IR spectra of other substances were also taken [7, 9]. The electrical conductivity of the obtained complexes was determined and is given below in Table 2.

Table 2

SPECIFIC ELECTRICAL CONDUCTIVITY OF SOLUTIONS OF COMPLEX SALTS

Complex salts	Solutions with concentration 10^{-3}		Solutions with concentration 10^{-4}	
	Resistivity, $\text{Om} \times m$	Electrical conductivity - δ , S/cm	Resistivity, $\text{Om} \times m$	Electrical conductivity - δ , S/cm
<i>Based on natural naphthenic acids</i>				
MEA 257-3	1.5×10^5	6.6×10^{-6}	1.7×10^5	5.9×10^{-6}
DEA 257-3	1.2×10^5	8.3×10^{-6}	1.6×10^5	6.3×10^{-6}
TEA 257-3	1.6×10^5	6.3×10^{-6}	1.6×10^5	6.3×10^{-6}
MEA 270-2	1.3×10^5	7.7×10^{-6}	1.5×10^5	6.6×10^{-6}
DEA 270-2	1.6×10^5	6.3×10^{-6}	1.7×10^5	5.9×10^{-6}
TEA 270-2	1.5×10^5	6.6×10^{-6}	1.7×10^5	5.9×10^{-6}
MEA 293-1	1.7×10^5	5.9×10^{-6}	1.6×10^5	6.3×10^{-6}
DEA 293-1	1.6×10^5	6.3×10^{-6}	1.6×10^5	6.3×10^{-6}
TEA 293-1	1.4×10^5	7.2×10^{-6}	1.6×10^5	6.3×10^{-6}

Complex salts	Solutions with concentration 10^{-3}		Solutions with concentration 10^{-4}	
	Resistivity, $\text{Om} \times m$	Electrical conductivity - κ , S/cm	Resistivity, $\text{Om} \times m$	Electrical conductivity - κ , S/cm
<i>Based on synthetic naphthenic acids</i>				
MEA 218,2-3	1.5×10^5	6.6×10^{-6}	1.7×10^5	5.9×10^{-6}
DEA 218,2-3	1.2×10^5	8.3×10^{-6}	1.6×10^5	6.3×10^{-6}
TEA 218,2-3	1.6×10^5	6.3×10^{-6}	1.6×10^5	6.3×10^{-6}
MEA 224,9-2	1.3×10^5	7.7×10^{-6}	1.5×10^5	6.6×10^{-6}
DEA 224,9-2	1.6×10^5	6.3×10^{-6}	1.7×10^5	5.9×10^{-6}
TEA 224,9-2	1.5×10^5	6.6×10^{-6}	1.7×10^5	5.9×10^{-6}
MEA 266,4-1	1.7×10^5	5.9×10^{-6}	1.6×10^5	16.3×10^{-6}
DEA 266,4-1	1.6×10^5	6.3×10^{-6}	1.6×10^5	6.3×10^{-6}
TEA 266,4-1	1.4×10^5	7.2×10^{-6}	1.6×10^5	6.3×10^{-6}
Distillated water	1.7×10^5	5.9×10^{-6}	—	—

Methods for determining the electrical conductivity of substances (liquid and solids) are different depending on the type of substance and its physical and chemical properties. The electrical conductivity of the studied substances was carried out according to patent no. J 20110064.

By determining the electrical conductivity of substances, it is established to which group they belong. In this regard, the electrical conductivities of the substances synthesized by us are shown in Table 2. The freezing point and refractive index of the obtained substances are shown in Table 3.

Table 3

POUR POINT AND REFRACTIVE INDEX OF COMPOUNDS

Indices	Apparatus	Method	Examples			
			no. (1034) SPA-1, MEA	no. (1035) SPA-2, MEA	no. (1036) SPA-3, MEA	no. (1037) SPA-1 DEA
Density, g/cm ³ at 20°C no more	DMA 4500M	ASTM D5002	0.9865	0.9619	0.9853	0.9850
Pour point °C	Methodology	GOST 20287-91	-2	0	-3	-2
Refractivity at 20°C	Abbemat 500	Methodology	1.3331	1.3330	1.3331	1.3331
pH	HANNA	Methodology	6.334	5.360	6.175	4.442
Indices	Apparatus	Method	Examples			
			no. (1034) SPA-2, DEA	no. (1035) SPA-3, DEA	no. (1036) SPA-1, TEA	no. (1037) SPA-2, TEA
Density, g/cm ³ at 20°C no more	DMA 4500M	ASTM D5002	0.9561	0.9796	0.9872	0.9865
Pour point °C	Methodology	GOST 20287-91	0	0	0	0
Refractivity at 20°C	Abbemat 500	Methodology	1.3330	1.3330	1.3331	—
pH	HANNA	Methodology	6.009	5.720	5.681	6.084
Indices	Apparatus	Method	Examples			
			no. (1034) SPA-3, TEA			



Indices	Apparatus	Method	Examples			
			no. (1034) SPA-1, MEA	no. (1035) SPA-2, MEA	no. (1036) SPA-3, MEA	no. (1037) SPA-1 DEA
Density, g/cm ³ at 20°C no more	DMA 4500M	ASTMD5002			0.9867	
Pour point °C	Methodology	GOST 20287-91			0	
Refractivity at 20°C	Abbemat 500	Methodology			1.3331	
pH	HANNA	Methodology			6.001	

Preliminary tests of the influence of 0.05, 0.01, 0.005, 0.001 and 0.0001% solutions of ethanolamine complex salts obtained on the basis of the indicated fractions of natural and synthetic petroleum acids for wheat, corn and peas in laboratory conditions. To do this, a certain number of plant seeds were placed in Petri dishes and distilled (irrigation) water was added to one container to control for each type of seed, and complex solutions of salts were added to other containers to the seeds. Our observations over several days showed that the effect on the seeds of solutions of complex salts obtained on the basis of both natural and synthetic petroleum acids at a concentration of 0.001-0.0001% on seeds of solutions accelerates seed germination by 7-23 hours, depending on on the type of seeds, and also increases the height and root of the seedlings in comparison with the control experiment, rapid growth is observed in the system [6, 8-10].

At the next stage, the germination of seeds soaked in the solution was studied. In order to achieve the germination of plant seeds in accordance with the planting norms, we calculated the area of plastic containers and the number of seeds that can be planted in these containers. These figures are shown in Table 4.

Table 4

STANDARDS FOR SOWING SEEDS IN THE LABORATORY

Container depth and area		Planting depth and seed quantity					
		Triticum		Zea mays		Pisum sativum	
H, cm	S, m ²	H, cm	T/S, seeds	H, cm	T/S, seeds	H, cm	T/S, seeds
11	0.006	1.0-1.5	2-3	1.0-1.5	1	1.0-1.5	1
12,5	0.01	1.0-1.5	2-3	1.0-1.5	1	1.0-1.5	1
10	0.01	1	3-4	1	1	1	1
8	0.01	1	3-4	1	1	1	1
4.5	0.018	0,5	5-7	0,5	1	0,5	1-2

For experimental tests, we planted plants in plastic containers filled with soil in accordance with the regulations. To obtain more accurate results for each plant, sowing was carried out simultaneously in 3 experiments. The seeds in the first 3 containers were soaked in distilled (irrigated) water as a control, and the seeds in the remaining containers were pre-soaked in 10⁻⁴% solutions of complex salts of some natural and synthetic petroleum acids (3 experiments for each type). Note that, as can be seen from Table 2, the 10⁻⁴% concentration of salt solutions used by us for plants is a very low value, and the electrical conductivity of these solutions is very close to the electrical conductivity of distilled water.

Observations and measurements were carried out for 14-15 days in laboratory conditions to study the effect of salt solutions on the dynamics of growth of the aerial parts of plants and roots.

Conclusion

Dividing 21 plastic containers for each of the wheat, corn, and pea plants into 3 containers of distilled water, which we took as the normative and appropriate amount for control, 9 of the remaining containers sowed seeds of wheat, corn, and peas, previously soaked in 10⁻⁴% solutions of complex salts I fractions of natural petroleum acid and mono-, di- and triethanolamine, and the remaining 9 containers were sown with seeds soaked in 10⁻⁴% solutions of complex salts I fractions of synthetic petroleum acids and for the accuracy of the experiment three re-sowing. Since the emergence of seedlings of these plants, the dynamics of their growth was monitored, and measurements were taken. Tables 7 and 8 respectively show the daily growth rates of plant height under the influence of complex salts of natural and synthetic petroleum acids. It can be seen from the tables that in both cases, when using saline solutions during the observation period, development in the control experiment outstrips growth rates. The indicators show that the influence of complex salts of natural and synthetic acids is close to each other. As you can see, the effect of each salt solution on different plants is different [12]. As can be seen from Table 6, when using complexes of natural petroleum acids for control sowing, in wheat in the aerial part, an increase of 3.8-12.5% is observed, in the root part 13.7-33.6%; in peas in the aerial part 8.1-16.9%, in the root part 40.4-94.2%; in corn, the growth in the aerial part is 4.6-8.9%, in the root part 5.2-18.1%.

Table 6

COMPARISON OF THE EFFECT OF SOLUTIONS
 OF THE SYNTHESIZED COMPLEX SALTS ON THE STEMS AND ROOTS OF PLANTS

Plants	Part	Size after added-irrigation water, cm	Size after solution supply, cm					
			Based on NPA			Based on SPA		
			MEA	DEA	TEA	MEA	DEA	TEA
<i>Pisum sativum</i>	stem	26	30.2	28.1	29.4	30.4	28.2	29.3
	root	17.3	24.3	33.6	27.0	25.7	32.7	28.1
<i>Triticum</i>	stem	18.4	19.1	20.2	20.6	19.4	20.2	20.7
	root	14.6	18.2	19.1	16.6	18.9	19.3	19.5
<i>Zea mays</i>	stem	34.7	36.3	37.7	36.4	36.6	37.8	36.5
	root	25.9	27.9	27.5	27.2	30.5	30.6	28.8

Table 7

INDICATORS OF GERMINATION OF PLANT SEEDS BY DAY UNDER THE INFLUENCE
 OF COMPLEX SALTS OF THE I FRACTION OF NATURAL PETROLEUM ACID

Days	<i>Triticum</i>				<i>Zea mays</i>				<i>Pisum sativum</i>			
	Water	MEA	DEA	TEA	Water	MEA	DEA	TEA	Water	MEA	DEA	TEA
3	4.8	5.5	6	4.6	2.5	3.5	3.8	3.5	4.5	4.8	5.8	4
5	9	11	12.3	10.3	4.8	6	5.7	6.2	7.3	9	7.2	7.6
7	12.1	13.7	14.1	13	7	9.8	9	9	9	12.5	10.3	12
9	14.7	16.1	17.2	15.4	10.1	14.1	14.1	14.4	13.2	16.8	14.3	16
11	16.5	17.8	19.6	17.4	16.5	19.8	19	19.2	17	20.3	18	18.3
13	17	18	20	18	20.8	29	32.8	30.7	19.8	22.5	20.8	22.5
15	18.2	19.3	21.3	19.8	27	34.7	37.2	34.3	25.1	30	28.3	29.8

Table 8

PLANTS AND HEIGHT

Days	Triticum				Zea mays				Pisum sativum			
	Water	MEA	DEA	TEA	Water	MEA	DEA	TEA	Water	MEA	DEA	TEA
3	4.8	7	6.2	5.6	2.5	3.8	4.2	3.4	4.5	7.5	6.7	7.3
5	9	11.2	12	10.1	4.8	6.4	7	6.2	7.3	11.3	8.9	9.2
7	12.1	13.5	15	13	7	10.4	11.3	10	9	15.4	13.5	13.2
9	14.7	16.8	17.6	15.5	10.1	15	15.8	14.6	13	16.7	16	17.9
11	16.5	17.8	19.2	18	16.5	18.8	21.7	19.7	17	21	19	21.5
13	17	18.9	19.8	18.4	20.8	24.7	33.4	28.5	19.8	24	23.8	25.6
15	18	20	20.4	21	27	30.2	38.3	37.3	25	32.6	30	31.1

Investigation of the effect of complex salts of the I fraction of natural and synthetic petroleum acids on Triticum, Zea mays and Pisum sativum. The study of the effect of amine complexes of the I fraction of natural and synthetic petroleum acids on *Triticum*, *Zea mays* and *Pisum sativum* was carried out similarly to previous experiments. Plant growth was observed for 14-15 days, measurements were made, and the results recorded. The table shows that during the observation period, plants that received salt solutions are somewhat ahead in development compared to the control experiment.

References:

- Alves, R. W. (2005). Extração de corantes de urucum por processos adsorptivos utilizando argilas comerciais e colloidal gas aphrons.
- Lorphensri, O., Intravijit, J., Sabatini, D. A., Kibbey, T. C., Osathaphan, K., & Saiwan, C. (2006). Sorption of acetaminophen, 17 α -ethynyl estradiol, nalidixic acid, and norfloxacin to silica, alumina, and a hydrophobic medium. *Water research*, 40(7), 1481-1491.
- Bairamov, M. R., Mirzaeva, M. R., & Gadzhiev, M. M. (2000). Prakticheskie zanyatiya po neftekhimii (uchebno-metodicheskii material). Baku. (in Azerbaijani).
- Magerramov, A. M., & Bairamov, M. R. (2003). Neftekhimiya i neftekhimicheskii sintez. Uchebnik dlya vuzov. Baku. (in Azerbaijani).
- Nikell, L. D. (1984). Regulatory rosta rastenii. Moscow. (in Russian).
- Abbasov, V. M., Mamedov, D. Sh., Nabiev, F. A., & Nabieva, N. D. (2015). Vliyanie primeneniya rostovykh veshchestv na razvitie sel'skogo khozyaistva Azerbaidzhana. *Uspekhi sovremennoi nauki i obrazovaniya*, (2), 86-90. (in Russian).
- Abbasov, V. M., Zeinalov, E. B., Nuriev, L. G., Efendieva, L. M., & Dzhabrailzade, Sh. Z. (2014). Poluchenie sinteticheskikh naftenovykh kislot putem aerobnogo okisleniya nafteno-izoparafinykh uglevodorodov v prisutstvii solei prirodnykh neftyanykh kislot. *Kataliz v promyshlennosti*, (3), 26-31. (in Russian).
- Mamedov, D. Sh., Nabiev, F. A., Piraliev, A. G., Gulieva, F. D., Agaeva, G. U., Mursalli, S. N., & Abbasova, N. Yu. (2017). Perspektivy polucheniya stimulyatorov rosta rastenii na osnove sinteticheskikh kislot neftyanogo proiskhozhdeniya. In *Aktual'nykh problemam sovremennogo estestvoznaniya: Materialy nauchno-prakticheskoi mezhdunarodnoi konferentsii, 1*, 264-266. (in Azerbaijani).
- Abbasov, V. M., Mamedov, Ch. Sh., Nabiev, F. A., & Sultanova, S. F. (2015). Izuchenie stimuliruyushchego deistviya nekotorykh kompleksnykh solei na osnove alkanolamina na zernovye i zernobobovye rasteniya. In *Aktual'nye problemy sovremennoi biologii i khimii, nauchno-*

prakticheskaya konferentsiya, Gyandzha. 2, 344-347. (in Azerbaijani).

10. Abbasov, V. M., Zeinalov, E. B., Efendieva, L. M., & Nuriev, L. G. (2013). Sintez sinteticheskikh naftenovykh kislot putem aerobnogo okisleniya neftyanykh uglevodorodov dizel'noi fraktsii v prisutstvii smesi naftenatov khroma i margantsa. In *Kataliz v reshenii problem neftekhimii i neftepererabotki: Materialy II Rossiisko-Azerbaidzhanskii simpoziuma s mezhdunarodnym uchastiem, St. Petersburg, 23-25. (in Russian).*

11. De Queiroz Baddini, A. L., Cardoso, S. P., Hollauer, E., & Gomes, J. A. (2007). Statistical analysis of a corrosion inhibitor family on three steel surfaces (duplex, super-13 and carbon) in hydrochloric acid solutions. *Electrochimica Acta*, 53(2), 434-446. <https://doi.org/10.1016/j.electacta.2007.06.050>

12. Gulieva, F. D., & Mamedov, Ch. Sh. (2022). Vliyanie rostovykh veshchestv rastitel'nogo proiskhozhdeniya na razvitie rastenii kukuruzy. *Estestvennye i tekhnicheskie nauki*, (3(82)), 7. (in Azerbaijani).

Список литературы:

1. Alves R. W. Extração de corantes de urucum por processos adsorptivos utilizando argilas comerciais e colloidal gas aphrons. 2005.

2. Lorphensri O., Intravijit J., Sabatini D. A., Kibbey T. C., Osathaphan K., Saiwan C. Sorption of acetaminophen, 17 α -ethynyl estradiol, nalidixic acid, and norfloxacin to silica, alumina, and a hydrophobic medium // *Water research*. 2006. V. 40. №7. P. 1481-1491.

3. Bayramov M. R., Mirzəyeva M. R., Hacıyev M. M. Neft kimyasından praktik məşğələlər (tədris materialı). Baku, 2000.

4. Məhərrəmov A. M., Bayramov M. R. Neft kimyası və neft kimyəvi sintez. Ali məktəblər üçün dərslik. Baku: Çarşıoğlu, 2003, 560 s.

5. Никелл Л. Д. Регуляторы роста растений. М.: Колос, 1984. 192 с.

6. Аббасов В. М., Мамедов Д. Ш., Набиев Ф. А., Набиева Н. Д.. Влияние применения ростовых веществ на развитие сельского хозяйства Азербайджана // *Успехи современной науки и образования*. 2015. №2. С. 86-90.

7. Аббасов В. М., Зейналов Э. Б., Нуриев Л. Г., Эфендиева Л. М., Джабраилзаде Ш. З. Получение синтетических нафтенных кислот путем аэробного окисления нафтенно-изопарафиновых углеводородов в присутствии солей природных нефтяных кислот // *Катализ в промышленности*. 2014. №3. С. 26-31.

8. Məmmədov D. Ş., Nəbiyev F. A., Pirəliyev A. G., Quliyeva F. D., Ağayeva G. Ü., Mürsəlli S. N., Abbasova N. Yu. Perspektivy polucheniya stimulyatorov rosta rastenii na osnove sinteticheskikh kislot neftyanogo proisxozhdeniya // *Aktualnım problemam sovremennogo estestvoznaniya: Materialy nauchno-prakticheskoi mezhdunarodnoi konferentsii*. 2017. Ç. 1. S. 264-266.

9. Abbasov V. M., Məmmədov C. Ş., Nəbiyev F. Ə., Sultanova C. F. Alkanolamin əsasında bəzi kompleks duzların dənli-paxlalı bitkilərə stimullaşdırıcı kimi təsirinin tədqiqi // *Ümummillı lider Heydər Əliyevin anadan olmasının 92-ci ildönümünə həsr olunmuş "Müasir Biologiya və Kimyanın aktual problemləri" elmi-praktik konfransı, Gəncə, 2015. II-C S. 344-347.*

10. Аббасов В. М., Зейналов Э. Б., Эфендиева Л. М., Нуриев Л. Г. Синтез синтетических нафтенных кислот путем аэробного окисления нефтяных углеводородов дизельной фракции в присутствии смеси наftenatov хрома и марганца // *Катализ в решении проблем нефтехимии и нефтепереработки: Материалы II Российско-Азербайджанский*

симпозиума с международным участием. СПб., 2013. С. 23-25.

11. De Queiroz Baddini A. L., Cardoso S. P., Hollauer E., Gomes J. A. Statistical analysis of a corrosion inhibitor family on three steel surfaces (duplex, super-13 and carbon) in hydrochloric acid solutions // *Electrochimica Acta*. 2007. V. 53. №2. P. 434-446. <https://doi.org/10.1016/j.electacta.2007.06.050>

12. Quliyeva F. D., Məmmədov Ç. Ş. Vliyanie rostovykh veshchestv rastitel'nogo proishozhdeniya na razvitie rastenii kukuruzy // *Estestvennye i tehniccheskie nauki*. 2022. No 3 (82). С.7.

Работа поступила
в редакцию 04.07.2023 г.

Принята к публикации
14.07.2023 г.

Ссылка для цитирования:

Ganbarova F. Obtaining of Water-soluble Complex Salts of Various Fractions of Synthetic Petroleum Acids and Alcoamines, Investigation of Their Effect on *Triticum*, *Zea mays* and *Pisum sativum*, and Comparative Analysis With Natural Petroleum Acid Complexes // *Бюллетень науки и практики*. 2023. Т. 9. №8. С. 16-26. <https://doi.org/10.33619/2414-2948/93/02>

Cite as (APA):

Ganbarova, F. (2023). Obtaining of Water-soluble Complex Salts of Various Fractions of Synthetic Petroleum Acids and Alcoamines, Investigation of Their Effect on *Triticum*, *Zea mays* and *Pisum sativum*, and Comparative Analysis With Natural Petroleum Acid Complexes. *Bulletin of Science and Practice*, 9(8), 16-26. <https://doi.org/10.33619/2414-2948/93/02>