



Cu(I) Catalyzed Coumarin-1,2,3-Triazole Hybrids: Click Chemistry

RITU MAMGAIN

Department of Chemistry, Modern College of Arts, Science and Commerce, Ganeshkhind, Pune-411007, India

Corresponding author: E-mail: ritumamgain@gmail.com

Received: 6 May 2019;

Accepted: 18 June 2019;

Published online: 28 September 2019;

AJC-19584

A series of novel coumarin-1,2,3-triazole derivatives were synthesized in good yield *via* click chemistry using Cu(I) catalyzed intermolecular Huisgen [3+2] cycloaddition reaction. All the synthesized compounds were characterized spectroscopically. This piece of work could be helpful to develop biologically relevant coumarin analogs.

Keywords: Coumarin, 1,2,3-Triazoles, Hybrid molecules, Click chemistry.

INTRODUCTION

Coumarin (benzopyran-2-one or chromen-2-one) ring system is imperative and exhibits interesting pharmacological properties and has intrigued chemists for decades to explore its synthetic analogs for their activities. Pharmacologically, it falls in the class of flavonoids [1] and has widespread biological activities, affecting many mammalian cell functions, including inhibition of mitochondrial enzyme systems [2]. They have a reputation for anti-inflammatory [3,4], antiallergic, antimicrobial [5], anticancer [6] and antihemorrhagic activities [7], novobiocin [8] and clorobiocin [9] are coumarin antibiotics of natural origin, which are known inhibitors of DNA gyrase and exhibit activity against Gram-positive bacteria, including methicillin-resistant strains of *Staphylococci* species [10,11].

Novobiocin has also been developed for anti-proliferative activity against various cancer cell lines [12]. Geiparvarin has been isolated from the leaves of *Geijera parviflora* Lindl [13] and exhibit potent *in vitro* cytostatic activity [14]. Warfarin exhibits anticoagulant activity and possess significant pharmacokinetic profile [15]. Phenprocoumon and substituted 4-hydroxy-2-pyrone derivatives are considered to be the first generation HIV-PR inhibitors [16]. Dicoumarol is another well-known molecule developed for the management of myocardial infarction.

Triazole is a five-membered heterocyclic compound with three nitrogen atoms at position 1, 2 and 3. The molecule is capable of binding with various enzymes and receptors *via*

hydrogen bonds, diverse non-covalent interactions and thus shows potential biological activity such as anti-HIV [17,18], antimicrobial [19] and selective ω -3 adrenergic receptor agonist [20] activities. Triazoles are part of many biologically active natural product such as vancomycin [21], syn-TZ2PA6. Triazole is a rigid linking unit, which cannot be oxidized or reduced and cannot be easily cleaved hydrolytically. Examples of ligation of two different pharmacophores by 1,2,3-triazole ring are linezolid-macrolide [22] and vancomycin-cephalosporin [23] conjugates.

Coumarin 1,2,4 triazoles have displayed comparable or even better antibacterial and antifungal efficacy in comparison with reference drugs enoxacin, chloromycin and fluconazole [24]. Few coumarin-1,2,3-triazole derivatives have been recently reported to exhibit antimicrobial activity [25]. Owing to the importance of hybrid molecules, we tried to incorporate both coumarin and 1,2,3-triazole in one pharmacophore. To synthesize a hybrid molecule click chemistry is a powerful strategy, which relies mainly upon the construction of carbon-heteroatom bonds. The azide-alkyne Huisgen 1,3-dipolar cycloaddition reaction in the presence of Cu(I) catalyst leads to substituted 1,2,3-triazoles [26]. The reaction is one pot not affected by air and water, generates negligible inoffensive byproduct, tolerant to most of the functionality highly regioselective and "spring loaded" molecules [27].

The copper-catalyzed reaction is assumed to proceed in a stepwise manner starting with the generation of copper(I) acetylide (**D**) (Fig. 1). Density functional theory calculations

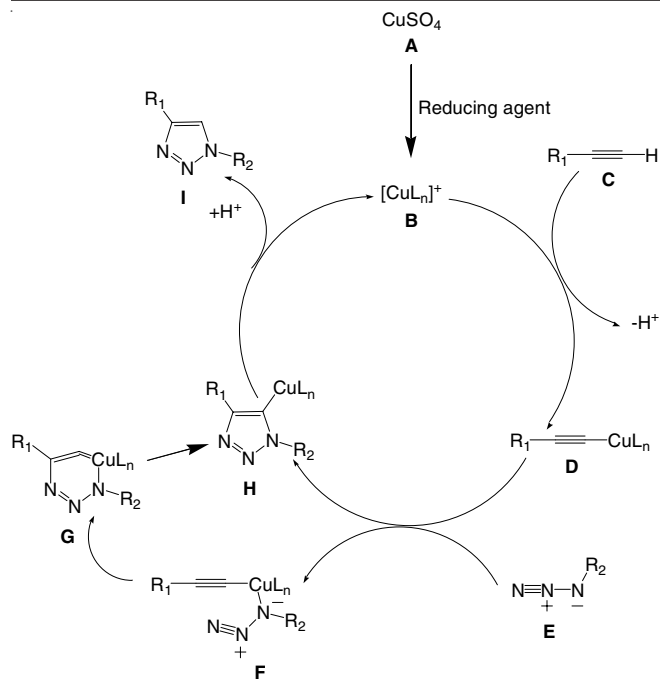


Fig. 1. Catalytic cycle for azide-alkyne coupling

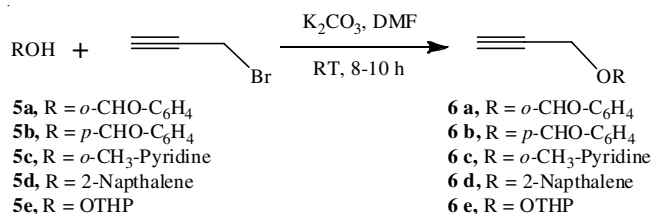
show a preference for the stepwise addition (**D** → **F** → **G** → **H**) over the concerted cycloaddition (**G** → **H**) by approximately 12 to 15 kcal mol⁻¹ leading to the intriguing six-membered metalocycle **G**. Further rearrangement takes place **G** → **H** → **I**, afforded triazole compound **I**.

EXPERIMENTAL

All the chemicals used in the synthesis were purchased from Sigma-Aldrich and used as such. Thin layer chromatography was used to monitor the progress of the reactions. All the compounds were purified over a silica gel column. Solvents were distilled before for purification. Melting points were determined on ERS automated melting point apparatus and are uncorrected. IR (Film) and IR (KBr) spectra were obtained using Perkin-Elmer FT-IR spectrophotometer. NMR spectra were recorded in CDCl₃ or DMSO-*d*₆ on Bruker Spectrospin spectrometer at 200 MHz for ¹H NMR and 50.32 MHz for ¹³C NMR using TMS as an internal standard. The chemical shift values are recorded on the δ scale and the coupling constant (*J*) are in Hz. Mass spectral data were recorded on a Jeol (Japan) JMS-DX303 and micromass LCT, Mass spectrometer/Data system.

General procedure for the synthesis of alkynes (6a-e):

A solution of propargyl bromide (2 equiv.) in dry DMF was added dropwise to a stirred suspension of substituted phenol (1 equiv.) and anhydrous K₂CO₃ (6 equiv.) in dry DMF at room temperature for 8-10 h. The progress of the reaction was monitored by thin layer chromatography and after completion of the reaction; it was poured into ice-cold water (100 mL) and extracted with chloroform (3 × 60 mL). The combined organic layer was washed with water (5 × 100). The chloroform layer was dried over anhydrous Na₂SO₄ and excess of solvent was removed under reduced pressure. The crude product, thus obtained was purified over a silica gel column using EtOAc/hexane as eluent (**Scheme-I**).



Scheme-I: Synthesis of required alkynes (OTHP = oxy tetrahydropyran)

Procedure for the synthesis of 4-(bromo-alkoxy)chromen-2-one (8a-b): Solution of 4-hydroxy coumarin (**7**), (31 mmol) in 20 mL dry DMF was added dropwise (0.5 h) to a magnetically stirred suspension of 1,2-dibromoethane (111 mmol) and anhydrous K₂CO₃ (123 mmol) in dry 75 mL DMF at room temperature and progress of reaction was monitored by thin layer chromatography. Reaction took 2-3 h to complete and after completion, the reaction mixture was poured into ice-cold water and extracted with CHCl₃ (3 × 75 mL). Combined organic layer was washed with water (5 × 100 mL). The chloroform layer was dried over anhydrous Na₂SO₄ and excess of solvent was removed under vacuum. The crude product thus obtained was purified over silica gel column using EtOAc/hexane as an eluent to give compound (**8a-b**) in good yield.

4-(2-Bromo-ethoxy)chromen-2-one (8a): Yield: 85 %; white solid; m.p.: 148 °C; IR (KBr, ν_{max}, cm⁻¹): 3042, 1722, 1610, 1564, 1495, 1453, 1410, 1369, 1328, 1275; ¹H NMR (200 MHz, CDCl₃): 3.70 (t, *J* = 6 Hz, 2H, CH₂CH₂Br), 4.39 (t, *J* = 6 Hz, 2H, OCH₂), 5.60 (s, 1H), 7.23-7.28 (m, 2H), 7.46-7.51 (m, 1H), 7.78-7.83 (m, 1H); ¹³C NMR (50.32 MHz, CDCl₃): 27.75 (CH₂), 68.53 (CH₂), 90.90 (CH), 115.21 (Cquart), 116.69 (CH), 123.03 (CH), 123.99 (CH), 132.58 (CH), 153.23 (Cquart), 162.48 (Cquart), 164.83 (Cquart); HRMS calcd. for C₁₁H₉O₃Br: 269.0914, found: 269.1443 (M⁺).

4-(3-Bromo-propoxy)chromen-2-one (8b): Yield: 75%; white solid; m.p.: 94 °C; IR (KBr, ν_{max}, cm⁻¹): 3086, 1713, 1628, 1563, 1493, 1459, 1416, 1376, 1276, 1247; ¹H NMR (200 MHz, CDCl₃): 2.33-2.45 (m, 2H, CH₂CH₂CH₂Br), 3.56 (t, *J* = 6 Hz, 2H, CH₂CH₂Br), 4.23 (t, *J* = 6 Hz, 2H, OCH₂CH₂), 5.65 (s, 1H), 7.20-7.27 (m, 2H), 7.45-7.49 (m, 1H), 7.70-7.75 (m, 1H); ¹³C NMR (50.32 MHz, CDCl₃): 28.88 (CH₂), 31.28 (CH₂), 66.65 (CH₂), 90.64 (CH), 115.37 (Cquart), 116.66 (CH), 122.72 (CH), 123.81 (CH), 132.37 (CH), 153.15 (Cquart), 162.60 (Cquart), 165.15 (Cquart); HRMS calcd. for C₁₂H₁₁O₃Br: 283.1179, found: 283.1256 (M⁺).

Procedure for the synthesis of 4-(azido-alkoxy)chromen-2-one (9a-b): To a stirred solution of 4-(bromo-alkoxy)chromen-2-one (**8**) (5.50 mmol) in 20 mL dry DMF, NaN₃ (22.0 mmol) was added at 60 °C. Progress of the reaction was observed by a thin layer chromatography. The reaction, took 3 h to complete. After completion of reaction water (100 mL) was added to the reaction mixture. The crude product was extracted with CHCl₃ (3 × 50 mL) and combined organic layer was washed with water (3 × 50 mL). The chloroform layer was dried over anhydrous Na₂SO₄ and excess of solvent was removed under vacuum. The crude product (**9a-b**) thus obtained was purified over SiO₂ using EtOAc/hexane as eluent.

4-(2-Azido-ethoxy)chromen-2-one (9a): Yield: 90 %; white solid; m.p.: 175 °C; IR (KBr, ν_{max}, cm⁻¹): 2946, 2125, 1741, 1610,

1417, 1371, 1238, 1146; $^1\text{H NMR}$ (60 MHz, CDCl_3): 3.90 (t, 2H, $\text{CH}_2\text{CH}_2\text{N}_3$), 4.45 (t, 2H, OCH_2), 5.80 (s, 1H), 7.40-7.60 (m, 2H), 7.70-7.90 (m, 1H), 8.01-8.15 (m, 1H); EI-MS (m/z): 231 (M^+).

4-(3-Azido-propoxy)chromen-2-one (9b): Yield: 87 %; white solid; m.p.: 142 °C; IR (Film, ν_{max} , cm^{-1}): 3007, 2933, 2101, 1672, 1387, 1094; $^1\text{H NMR}$ (200 MHz, CDCl_3): 2.09-2.15 (m, 2H, $\text{CH}_2\text{CH}_2\text{CH}_2\text{N}_3$), 3.52 (t, $J = 6$ Hz, 2H, $\text{CH}_2\text{CH}_2\text{N}_3$), 4.16 (t, $J = 6$ Hz, 2H, OCH_2CH_2), 5.63 (s, 1H), 7.23-7.27 (m, 2H), 7.45-7.50 (m, 1H), 7.71-7.75 (m, 1H); $^{13}\text{C NMR}$ (50.32 MHz, CDCl_3): 27.86 (CH_2), 47.71 (CH_2), 65.87 (CH_2), 90.49 (CH), 115.31 (Cquart), 116.55 (CH), 122.67 (CH), 123.76 (CH), 132.3 (CH), 153.08 (Cquart), 162.50 (Cquart), 165.12 (Cquart); EI-MS (m/z): 245 (M^+).

General procedure for the synthesis of 1, 2, 3-triazole incorporated coumarin derivatives (10a-p): To a vigorously stirred solution of compound **9** (3.088 mmol) and respective alkyne (12.97 mmol) in 10 mL *tert*-butyl alcohol, solution of $\text{CuSO}_4 \cdot 5\text{H}_2\text{O}$ (0.67 mmol) and sodium ascorbate (1.23 mmol) in 10 mL distilled water, was added. The amount of *tert*-butyl alcohol and distilled water was kept 1:1. The deep yellow mixture was stirred vigorously at 45 °C and the progress of reaction was monitored by thin layer chromatography. After 6 h, the reaction was completed and crude mixture was extracted with CHCl_3 and water. The organic layer was extracted with CHCl_3 (3 \times 30 mL) and combined organic layer was dried over anhydrous Na_2SO_4 . Excess of solvent was removed under vacuum. The crude reaction mixture was purified over SiO_2 column using $\text{MeOH}:\text{CHCl}_3$ as an eluent (**Scheme-II**).

2-{1-[2-(2-oxo-2H-chromen-4-yloxy)ethyl]-1H-[1,2,3]-triazol-4-ylmethoxy}benzaldehyde (10a): IR (KBr, ν_{max} , cm^{-1}): 2916, 1727, 1684, 1624, 1565, 1456, 1421, 1380, 1278, 1241, 1186, 1156, 1113, 1042, 935, 896, 845, 753; $^1\text{H NMR}$ (300 MHz, $\text{DMSO}-d_6$): 4.62 (t, $J = 6$ Hz, 2H, NCH_2), 4.92 (t, $J = 6$ Hz, 2H, OCH_2), 5.36 (s, 2H, OCH_2), 5.96 (s, 1H, CH), 7.05-7.10 (m, 1H), 7.29-7.43 (m, 3H), 7.59-7.68 (m, 4H), 8.49 (s, 1H, CH), 10.31 (s, 1H, CHO); $^{13}\text{C NMR}$ (75.5 MHz, $\text{DMSO}-d_6$): 48.48 (NCH_2), 62.21 (OCH_2), 67.80 (OCH_2), 91.07 (CH), 114.16 (CH), 114.87 (CH), 116.41 (CH), 121.11 (CH), 122.68 (CH), 124.13 (CH), 125.35 (CH), 127.61 (CH), 124.45 (Cquart), 132.82 (Cquart), 136.28 (Cquart), 142.51 (CH), 152.69 (Cquart), 160.32 (Cquart), 161.43 (Cquart), 164.20 (CO), 189.07 (CHO); HRMS calcd. for $\text{C}_{21}\text{H}_{17}\text{N}_3\text{O}_5$: 391.1168; found: 391.8978 (M^+).

4-{1-[2-(2-Oxo-2H-chromen-4-yloxy)ethyl]-1H-[1,2,3]-triazol-4-ylmethoxy}benzaldehyde (10b): IR (KBr, ν_{max} , cm^{-1}): 3443, 2916, 1734, 1693, 1628, 1600, 1417, 1382, 1251, 1156, 1054, 986, 930, 866, 749; $^1\text{H NMR}$ (300 MHz, $\text{DMSO}-d_6$): 4.61 (t, $J = 6$ Hz, 2H, NCH_2), 4.92 (t, $J = 6$ Hz, 2H, OCH_2),

5.27 (s, 2H, OCH_2), 5.94 (s, 1H, CH), 7.17-7.38 (m, 4H), 7.60-7.83 (m, 4H), 8.44 (s, 1H), 9.82 (s, 1H, CHO). HRMS calcd. for $\text{C}_{21}\text{H}_{17}\text{N}_3\text{O}_5$: 391.1168; found: 391.2938 (M^+).

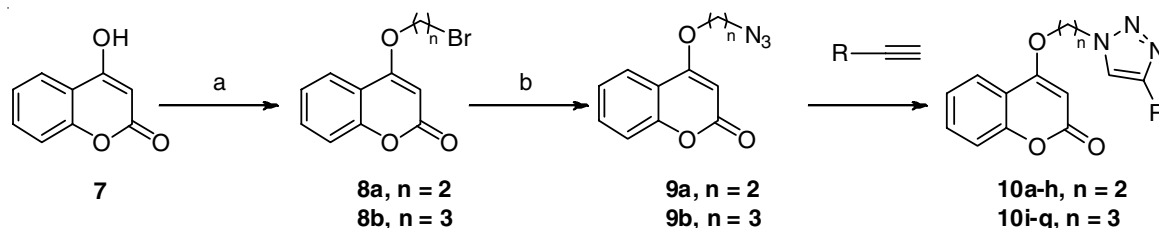
4-[2-(4-Hydroxymethyl-[1,2,3]triazol-1-yl)ethoxy]chromen-2-one (10c): IR (KBr, ν_{max} , cm^{-1}): 3395, 3085, 2881, 1695, 1622, 1564, 1420, 1382, 1248, 1142, 1052, 947, 851, 775; $^1\text{H NMR}$ (300 MHz, $\text{DMSO}-d_6$): 3.34 (brs, 1H, OH), 4.62 (t, $J = 6$ Hz, 2H, NCH_2), 4.90 (t, $J = 6$ Hz, 2H, OCH_2), 5.23 (d, $J = 4$ Hz, 2H, CH_2OH), 5.96 (s, 1H, CH), 7.32-7.38 (m, 2H), 7.64-7.71 (m, 2H), 8.74 (s, 1H, CH). Anal. calcd. (found) % for $\text{C}_{14}\text{H}_{13}\text{N}_3\text{O}_4$: C, 58.53 (58.17); H, 4.56 (4.43); N, 14.63 (14.25).

4-[2-(4-Phenyl-[1,2,3]triazol-1-yl)ethoxy]chromen-2-one (10d): IR (KBr, ν_{max} , cm^{-1}): 3085, 1729, 1625, 1566, 1421, 1380, 1244, 1184, 1110, 932, 843, 767; $^1\text{H NMR}$ (300 MHz, $\text{DMSO}-d_6$): 4.65 (t, $J = 6$ Hz, 2H, NCH_2), 4.94 (t, $J = 6$ Hz, 2H, OCH_2), 5.96 (s, 1H, CH), 7.30-7.44 (m, 5H), 7.58-7.82 (m, 4H), 8.74 (s, 1H, CH); Anal. calcd. (found) % for $\text{C}_{19}\text{H}_{15}\text{N}_3\text{O}_3$: C, 68.46 (68.26); H, 4.54 (4.34); N, 12.61 (12.71).

4-{2-[4-(Tetrahydropyran-2-yloxymethyl)-[1,2,3]-triazol-1-yl]ethoxy}chromen-2-one (10e): IR (KBr, ν_{max} , cm^{-1}): 2943, 2868, 1739, 1627, 1454, 1383, 1245, 1184, 1137, 1036, 935, 896, 771; $^1\text{H NMR}$ (300 MHz, $\text{DMSO}-d_6$): 1.41-1.62 (m, 6H), 3.73 (t, $J = 3$ Hz, 2H, OCH_2), 4.48-4.52 (m, 1H, OCH), 4.62-4.69 (m, 4H, 2 \times OCH_2), 4.90 (s, 2H, NCH_2), 5.95 (s, 1H, CH), 7.34-7.39 (m, 2H), 7.62-7.73 (m, 2H), 8.28 (s, 1H, NCH); $^{13}\text{C NMR}$ (75.5 MHz, $\text{DMSO}-d_6$): 18.85 (CH_2), 24.90 (CH_2), 29.98 (CH_2), 48.31 (NCH_2), 59.42 (OCH_2), 61.18 (OCH_2), 67.81 (OCH_2), 91.06 (CH), 96.92 (OCH), 114.89 (CH), 116.39 (CH), 122.72 (CH), 124.10 (CH), 124.63 (CH), 132.81 (Cquart), 144.06 (Cquart), 152.70 (Cquart), 161.38 (Cquart), 164.20 (CO); Anal. calcd. (found) % for $\text{C}_{19}\text{H}_{21}\text{N}_3\text{O}_5$: C, 61.45 (61.35); H, 5.70 (5.69); N, 11.31 (11.54).

4-{2-[4-(6-Methyl-pyridin-3-yloxymethyl)-[1,2,3]-triazol-1-yl]ethoxy}chromen-2-one (10f): IR (KBr, ν_{max} , cm^{-1}): 3074, 1701, 1623, 1563, 1488, 1456, 1379, 1277, 1249, 1193, 1141, 1027, 945, 855, 826, 772, 755; $^1\text{H NMR}$ (300 MHz, $\text{DMSO}-d_6$): 2.35 (s, 3H, CH_3), 4.61-4.64 (m, 2H, NCH_2), 4.91-4.94 (t, $J = 6$ Hz, 2H, OCH_2), 5.19 (s, 2H, OCH_2), 5.95 (s, 1H, CH), 7.09-7.12 (m, 1H), 7.32-7.37 (m, 3H), 7.61-7.67 (m, 2H), 8.17 (s, 1H), 8.41 (s, 1H, NCH); HRMS calcd. for $\text{C}_{20}\text{H}_{18}\text{N}_4\text{O}_4$: 378.1328; found: 379.5938 (M^+ +H).

1-[3-(2-Oxo-2H-chromen-4-yloxy)-propyl]-1H-[1,2,3]-triazol-4-carboxylic acid ethyl ester (10g): IR (KBr, ν_{max} , cm^{-1}): 2927, 1726, 1625, 1566, 1421, 1384, 1275, 1246, 1176, 1142, 1030, 932, 844, 769; $^1\text{H NMR}$ (300 MHz, $\text{DMSO}-d_6$): 1.00 (t, $J = 6$ Hz, 3H, CH_2CH_3), 2.24 (m, 2H), 4.62 (t, $J = 6$ Hz, 2H, NCH_2), 4.91 (t, $J = 6$ Hz, 2H, OCH_2), 5.12 (m, 2H, OCH_2),



Scheme-II: (a) $\text{K}_2\text{CO}_3, \text{Br}(\text{CH}_2)_n\text{Br}$, DMF, 80 °C, 2-3 h (b) NaN_3 , DMF, 60 °C, 3 h, 80 % (c) $\text{CuSO}_4 \cdot 5\text{H}_2\text{O}$, Sodium ascorbate, *t*-butanol: H_2O (1:1), 45 °C, 6 h, 80-90 %

5.95 (s, 1H, CH), 7.32-7.39 (m, 2H), 7.62 - 7.72 (m, 2H), 8.32 (s, 1H, NCH); Anal. calcd. (found) % for C₁₇H₁₇N₃O₅: C, 59.47 (59.55); H, 4.99 (5.09); N, 12.24 (12.36).

4-{2-[4-(1-Hydroxy-cyclohexyl)-[1,2,3]triazol-1-yl]-ethoxy}chromen-2-one (10h): IR (KBr, ν_{\max} , cm⁻¹): 3439, 2937, 2855, 1689, 1627, 1607, 1567, 1452, 1381, 1252, 1156, 948, 749; ¹H NMR (300 MHz, DMSO-*d*₆): 1.22-1.85 (m, 10H), 1.89 (brs, 1H, OH), 4.64 (t, *J* = 6 Hz, 2H, NCH₂), 4.88 (t, *J* = 6 Hz, 2H, OCH₂), 5.94 (s, 1H), 7.31-7.39 (m, 2H), 7.62-7.71 (m, 2H), 8.05 (s, 1H); HRMS calcd. for C₁₉H₂₁N₃O₄: 355.1532; found: 355.6414 (M⁺).

4-[3-(4-Hydroxymethyl-{1,2,3}triazol-1-yl)propoxy]-chromen-2-one (10i): IR (KBr, ν_{\max} , cm⁻¹): 3422, 2929, 1714, 1621, 1415, 1380, 1274, 1240, 1109, 1029, 820, 769; ¹H NMR (300 MHz, DMSO-*d*₆): 2.38-2.41 (m, 2H), 4.22 (m, 2H), 4.22 (t, 2H), 4.49-4.61 (s, 2H), 5.20 (brs, 1H), 5.87 (s, 1H), 7.33-7.77 (m, 4H), 8.06 (s, 1H); ¹³C NMR (75.5 MHz, DMSO-*d*₆): 28.83 (CH₂), 46.42 (NCH₂), 55.08 (CH₂OH), 66.69 (OCH₂), 90.54 (CH), 115.07 (CH), 116.30 (CH), 123.01 (CH), 124.06 (C_{quart}), 132.69 (NCH), 152.68 (C_{quart}), 161.56 (C_{quart}), 164.74 (CO); Anal. calcd. (found) % for C₁₅H₁₅N₃O₄: C, 59.79 (59.97); H, 5.02 (5.16); N, 13.95 (13.41).

4-[3-(4-Phenyl-[1,2,3]triazol-1-yl)propoxy]chromen-2-one (10j): IR (KBr, ν_{\max} , cm⁻¹): 3084, 2927, 1706, 1621, 1564, 1422, 1382, 1275, 1250, 1191, 1109, 1087, 939, 857, 764; ¹H NMR (300 MHz, DMSO-*d*₆): 2.45-2.48 (m, 2H, CH₂CH₂N), 4.29 (t, *J* = 6 Hz, 2H, NCH₂), 4.66 (t, *J* = 6 Hz, 2H, OCH₂), 5.89 (s, 1H), 7.18-7.46 (m, 4H), 7.59-7.83 (m, 5H), 8.67 (s, 1H, NCH); Anal. calcd. (found) % for C₂₀H₁₇N₃O₃: C, 69.15 (69.37); H, 4.93 (5.06); N, 12.10 (12.41).

4-[3-[4-(Tetrahydropyran-2-yloxy)methyl]-[1,2,3]triazol-1-yl]propoxy]chromen-2-one (10k): IR (KBr, ν_{\max} , cm⁻¹): 2942, 2868, 1711, 1624, 1565, 1462, 1417, 1381, 1244, 1188, 1137, 1026, 927, 856, 770, 751; ¹H NMR (300 MHz, DMSO-*d*₆): 1.44-1.62 (m, 6H), 2.40 (m, 2H, CH₂CH₂N), 3.43 (d, *J* = 3 Hz, 2H, NCH₂), 3.76 (t, 2H, OCH₂), 4.24 (s, 2H, OCH₂), 4.47-4.67 (m, 3H, OCH₂, OCH), 5.86 (s, 1H, CH), 7.33-7.39 (m, 2H), 7.63-7.76 (m, 2H), 8.15 (s, 1H, NCH); HRMS calcd. for C₂₀H₂₃N₃O₅: 385.1638; found: 385.3630 (M⁺).

1-[3-(2-Oxo-2H-chromen-4-yloxypropyl)-1H-[1,2,3]-triazole-4-carboxylic acid ethyl ester (10l): IR (KBr, ν_{\max} , cm⁻¹): 2926, 1736, 1714, 1623, 1563, 1461, 1421, 1382, 1272, 1241, 1177, 1136, 1106, 923, 845, 770; ¹H NMR (300 MHz, DMSO-*d*₆): 1.00 (t, 3H, CH₃), 2.26-2.33 (m, 2H, CH₂), 2.39 (d, *J* = 3 Hz, 2H, CH₂CH₃), 4.22 (t, *J* = 3 Hz, 2H, NCH₂), 4.60 (t, *J* = 3 Hz, 2H, OCH₂), 5.09 (m, 2H, OCH₂), 5.88 (s, 1H, CH), 7.36-7.41 (m, 2H), 7.65-7.75 (m, 2H), 8.15 (s, 1H, CH); Anal. calcd. (found) % for C₁₈H₁₉N₃O₅: C, 60.50 (60.47); H, 5.36 (5.49); N, 11.76 (11.64).

4-[3-[4-(Naphthalen-1-yloxy)methyl]-[1,2,3]triazol-1-yl]propoxy]chromen-2-one (10m): IR (KBr, ν_{\max} , cm⁻¹): 2944, 1715, 1625, 1565, 1468, 1413, 1378, 1273, 1236, 1216, 1184, 1142, 1107, 1009, 922, 839, 815, 750; ¹H NMR (300 MHz, DMSO-*d*₆): 2.40 (m, 2H, NCH₂CH₂), 4.24 (t, *J* = 6 Hz, 2H, NCH₂), 4.64 (t, *J* = 6 Hz, 2H, OCH₂), 5.24 (s, 2H, OCH₂), 5.86 (s, 1H, CH), 7.32-7.45 (m, 4H, C₆H₄), 7.48-7.83 (m, 7H, C₁₀H₇), 8.36 (s, 1H, NCH); HRMS calcd. for C₂₅H₂₁N₃O₄: 427.1532; found: 428.7991 (M⁺+1).

4-[3-[4-(1-Hydroxy-cyclohexyl)-[1,2,3]triazol-1-yl]propoxy]chromen-2-one (10 n): IR (KBr, ν_{\max} , cm⁻¹): 2932, 2856, 1717, 1622, 1565, 1451, 1417, 1379, 1274, 1240, 1186, 1141, 1109, 1058, 929, 818, 751; ¹H NMR (300 MHz, DMSO-*d*₆): 1.23-1.83 (m, 10H), 2.40 (m, 2H, CH₂CH₂), 4.24 (t, *J* = 3 Hz, 2H, NCH₂), 4.57 (t, *J* = 3 Hz, 2H, OCH₂), 4.80 (brs, 1H, OH), 5.87 (s, 1H, CH), 7.36-7.40 (m, 2H), 7.64-7.82 (m, 2H), 7.95 (s, 1H, CH); HRMS calcd. for C₂₀H₂₃N₃O₄: 369.1689; found: 369.8452 (M⁺).

4-[3-[4-(6-Methyl-pyridin-3-yloxy)methyl]-[1,2,3]triazol-1-yl]propoxy]chromen-2-one (10o): IR (KBr, ν_{\max} , cm⁻¹): 2928, 1718, 1622, 1567, 1493, 1381, 1272, 1239, 1185, 1141, 1109, 1029, 927, 821, 769; ¹H NMR (300 MHz, DMSO-*d*₆): 2.37 (s, 3H, CH₃), 2.39-2.45 (m, 2H, CH₂CH₂), 4.21-4.25 (t, *J* = 6 Hz, 2H, NCH₂), 4.61-4.65 (t, *J* = 6 Hz, 2H, OCH₂), 5.15 (s, 2H, OCH₂), 5.86 (s, 1H), 7.13-7.16 (m, 1H), 7.31-7.39 (m, 3H), 7.62 (m, 1H), 7.94 (s, 1H), 8.19 (s, 1H, CH), 8.32 (s, 1H, CH); HRMS calcd. for C₂₁H₂₀N₄O₄: 392.1485; found: 392.1991 (M⁺).

4-[1-[3-(2-Oxo-2H-chromen-4-yloxy)propyl]-1H-[1,2,3]triazol-4-ylmethoxy]-benzaldehyde (10p): IR (KBr, ν_{\max} , cm⁻¹): 2834, 1711, 1599, 1571, 1507, 1466, 1416, 1251, 1160, 1110, 992, 925, 867, 807, 774; ¹H NMR (300 MHz, DMSO-*d*₆): 2.40 (m, 2H, NCH₂CH₂), 4.20 (t, *J* = 6 Hz, 2H, NCH₂), 4.60 (t, *J* = 6 Hz, 2H, OCH₂), 5.21 (s, 2H, OCH₂), 5.82 (s, 1H, CH), 7.18-7.35 (m, 4H), 7.61-7.83 (m, 4H), 8.31 (s, 1H, NCH), 9.82 (s, 1H, CHO); HRMS calcd. for C₂₂H₁₉N₃O₅: 405.1325; found: 406.7173 (M⁺+H).

2-[1-[3-(2-Oxo-2H-chromen-4-yloxy)propyl]-1H-[1,2,3]-triazol-4-ylmethoxy]benzaldehyde (10q): IR (KBr, ν_{\max} , cm⁻¹): 2926, 1730, 1689, 1628, 1600, 1488, 1458, 1387, 1291, 1250, 1191, 1107, 1053, 938, 847, 748; ¹H NMR (300 MHz, DMSO-*d*₆): 2.40 (m, 2H, CH₂), 4.22 (t, *J* = 6 Hz, 2H, OCH₂), 4.62 (t, *J* = 6 Hz, 2H, NCH₂), 5.30 (s, 2H, OCH₂), 5.84 (s, 1H, CH), 7.07-7.41 (m, 4H), 7.61-7.73 (m, 4H), 8.37 (s, 1H, CH), 10.28 (s, 1H, CHO); HRMS calcd. for C₂₂H₁₉N₃O₅: 405.1325; found: 406.6071 (M⁺+H).

RESULTS AND DISCUSSION

Huisgen [3+2] cycloaddition reaction occurs between a terminal alkyne and an azide to generate substituted 1,2,3-triazoles. Alkynes used in the reaction (**Scheme-II**) were prepared by treating various substituted phenols (**5a-e**) with propargyl bromide in the presence of anhydrous K₂CO₃ in dry DMF at 80 °C for 8-10 h to yield substituted alkynes (**6a-e**) (**Scheme-I**).

The azide counterpart was synthesized by a sequence of reactions of 4-hydroxy coumarin with 1,2-dibromoethane and 1,3-dibromopropane in the presence of K₂CO₃ and dry DMF at room temperature. The corresponding 4-(2-bromo-ethoxy)- and 4-(3-bromo-propoxy)chromen-2-one on treating with sodium azide in DMF as a solvent at 60 °C gave corresponding azide [28]. In the final click reaction, the substituted coumarins azide and above synthesized and commercially available alkynes were treated in the presence of sodium ascorbate, CuSO₄·5H₂O, *t*-BuOH/H₂O (1:1) as solvent, leading to the formation of desired hybrid molecules (**10a-q**, Table-1), in good to excellent yield at 45 °C (**Scheme-II**). All the synthesized compounds were purified over silica gel column and characterized spectroscopically.

TABLE-1
SYNTHESIZED 1,2,4-TRIAZOLE-COUMARIN DERIVATIVES
WITH THEIR MELTING POINT AND YIELD

Compd.	n	R	m.p. (°C)	Yield (%)
10a	2	-CH ₂ OC ₆ H ₄ CHO(<i>o</i>)	178	72
10b	2	-CH ₂ OC ₆ H ₄ CHO(<i>p</i>)	218	68
10c	2	-CH ₂ OH	192	78
10d	2	-C ₆ H ₅	158	70
10e	2	-CH ₂ OTHP	153-155	68
10f	2	-CH ₂ OC ₃ H ₃ NCH ₃ (<i>p</i>)	167	67
10g	2	-CH ₂ OCOCH ₂ CH ₃	202	65
10h	2	-Cyclohexanol-1	200	69
10i	3	-CH ₂ OH	203	70
10j	3	-C ₆ H ₅	161	75
10k	3	CH ₂ OTHP	125	68
10l	3	-CH ₂ OCOCH ₂ CH ₃	147	68
10m	3	-CH ₂ OC ₁₀ H ₇	168	67
10n	3	Cyclohexanol-1	178	66
10o	3	CH ₂ OC ₃ H ₃ NCH ₃ (<i>p</i>)	130	65
10p	3	-CH ₂ OC ₆ H ₄ CHO(<i>o</i>)	130	73
10q	3	-C ₆ H ₄ CHO(<i>p</i>)	180	75

Conclusion

In summary, a series of 17 novel 1,2,3-triazole coumarin derivatives were synthesized *via* effective alkyl-azide Cu(I) catalyzed classic click reaction. All the synthesized hybrid molecules are important biological precursors. One pot, water-mediated click reaction was found to be a useful tool for the regioselective synthesis of coumarin-triazole hybrid molecules. This simple three-step synthesis resulted in good to excellent yields of final products with high purity. The chemical structures of synthesized compounds were identified by ¹H NMR, IR, mass spectroscopy and elemental analysis.

CONFLICT OF INTEREST

The authors declare that there is no conflict of interests regarding the publication of this article.

REFERENCES

- D. Egan, R.O. Kennedy, E. Moran, D. Cox, E. Prosser and D. Thornes, *Drug Metab. Rev.*, **22**, 503 (1990); <https://doi.org/10.3109/03602539008991449>.
- W.F. Hodnick, C. Bohmont, C. Capps and R. Pardini, *Biochem. Pharmacol.*, **36**, 2873 (1987); [https://doi.org/10.1016/0006-2952\(87\)90282-6](https://doi.org/10.1016/0006-2952(87)90282-6).
- C. Bucolo, A. Maltese, F. Maugeri, K.W. Ward, M. Baiula, A. Sparta and S. Spampinato, *J. Pharma Pharmacol.*, **60**, 1473 (2008); <https://doi.org/10.1211/jpp.60.11.0008>.
- D. Hadjipavlou-Litina, C. Kontogiorgis, E. Pontiki, M. Dakanali, A. Akoumianaki and H.E. Katerinopoulos, *J. Enzyme Inhib. Med. Chem.*, **22**, 287 (2007); <https://doi.org/10.1080/14756360601073914>.
- D. Završnik, S. Muratovic, S. Spirtovic, D. Softic and M. Medic-Saric, *Bosn. J. Basic Med. Sci.*, **8**, 277, (2008); <https://doi.org/10.17305/bjbm.2008.2933>.
- M.A. Musa, J.S. Cooperwoods and M.O. Khan, *Curr. Med. Chem.*, **15**, 2664 (2008); <https://doi.org/10.2174/092986708786242877>.
- T. Yoshimoto, M. Furukawa, S. Yamamoto, T. Horie and W. Kohno, *Biochem. Biophys. Res. Commun.* **116**, 612 (1983); [https://doi.org/10.1016/0006-291X\(83\)90568-5](https://doi.org/10.1016/0006-291X(83)90568-5).
- H. Hoeksema, J.L. Johnson and J.W. Hinman, *J. Am. Chem. Soc.*, **77**, 6710 (1955); <https://pubs.acs.org/doi/pdf/10.1021/ja01629a129>.
- U. Galm, S. Heller, S. Shapiro, M. Page, S.M. Li and M. Heide, *Antimicrob. Agents Chemoth.*, **48**, 1307 (2004); <https://doi.org/10.1128/AAC.48.4.1307-1312.2004>.
- A. Maxwell, *Trends Microbiol.* **5**, 102, (1997); [https://doi.org/10.1016/S0966-842X\(96\)10085-8](https://doi.org/10.1016/S0966-842X(96)10085-8).
- A. Maxwell and D. M. Lawson, *Curr. Top. Med. Chem.*, **3**, 283 (2003); <https://doi.org/10.2174/1568026033452500>.
- J.A. Burlison, C. Avila, G. Viehauer, D.J. Lubbers, J. Holzbeierlein and B.S. Blagg, *J. Org. Chem.*, **73**, 2130 (2008); <https://pubs.acs.org/doi/abs/10.1021/jo702191a>.
- Y.L. Chen, T.C. Wang, C.C. Tzeng and N.C. Chang, *Helv. Chim. Acta*, **82**, 191 (1999); [https://doi.org/10.1002/\(SICI\)1522-2675\(19990210\)82:2<191::AID-HLCA191>3.0.CO;2-P](https://doi.org/10.1002/(SICI)1522-2675(19990210)82:2<191::AID-HLCA191>3.0.CO;2-P).
- C. Bocca, L. Gabriel and A. Miglietta, *Chem.-Biol. Interactions*, **137**, 285 (2001); [https://doi.org/10.1016/S0009-2797\(01\)00261-7](https://doi.org/10.1016/S0009-2797(01)00261-7).
- M. Pirmohamed, *Br. J. Clin. Pharmacol.*, **62**, 509 (2006); <https://doi.org/10.1111/j.1365-2125.2006.02806.x>.
- S. Thaisrivongs, D.L. Romero, R.A. Tommasi, M.N. Janakiraman, J.W. Strobbach, S.R. Turner, C. Biles, R.R. Morge, P.D. Johnson, P.A. Aristoff, P.K. Tomich, J.C. Lynn, M.M. Horng, K.T. Chong, R.R. Hinshaw, W.J. Howe, B.C. Finzel and K.D. Watenpugh, *J. Med. Chem.*, **39**, 4630 (1996); <https://pubs.acs.org/doi/abs/10.1021/jm960228q>.
- R. Alvarez, S. Velazquez, A.S. Felix, S. Aquaro, E.D. Clercq, C.F. Perno, A. Karlsson, J. Balzarini and M.J. Camarasa, *J. Med. Chem.*, **37**, 4185 (1994); <https://pubs.acs.org/doi/abs/10.1021/jm00050a015>.
- S. Velázquez, R. Alvarez, C. Pérez, F. Gago, E. De Clercq, J. Balzarini and M.-J. Camarasa, *Antivir. Chem. Chemother.*, **9**, 481 (1998); <https://doi.org/10.1177/095632029800900604>.
- M.J. Genin, D.A. Allwine, D.J. Anderson, M.R. Barbachyn, D.E. Emmert, S.A. Garmon, D.R. Graber, K.C. Grega, J.B. Hester, D.K. Hutchinson, J. Morris, R.J. Reischer, C.W. Ford, G.E. Zurenko, J.C. Hamel, R.D. Schaadt, D. Stapert and B.H. Yagi, *J. Med. Chem.*, **43**, 953 (2000); <https://pubs.acs.org/doi/abs/10.1021/jm990373e>.
- L.L. Brockunier, E.R. Parmee, H.O. Ok, M.R. Candelore, M.A. Cascieri, L.F. Colwell Jr, L. Deng, W.P. Feeny, M.J. Forrest, G.J. Hom, D.E. MacIntyre, L. Tota, M.J. Wyratt, M.H. Fisher and A.E. Weber, *Bioorg. Med. Chem. Lett.*, **10**, 2111 (2000); [https://doi.org/10.1016/S0966-894X\(00\)00422-4](https://doi.org/10.1016/S0966-894X(00)00422-4).
- D.P. Levine, *Clin. Infect. Dis.* **42**, 5 (2006); <https://doi.org/10.1086/491709>.
- M.V.N. de Souza, *Expert Opin. Ther. Patents*, **18**, 1101 (2008); <https://doi.org/10.1517/13543776.18.9.1101>.
- X. Fu, C. Albermann, C. Zhang and J.S. Thorson, *Org. Lett.*, **7**, 1513 (2005); <https://pubs.acs.org/doi/abs/10.1021/ol0501626>.
- Y. Shi and C.H. Zhou, *Bioorg. Med. Chem. Lett.*, **21**, 956 (2011); <https://doi.org/10.1016/j.bmcl.2010.12.059>.
- P. López-Rojas, M. Janeczko, K. Kubiński, A. Amesty, M. Maslyk and A. Estévez-Braun, *Molecules*, **23**, 199 (2018); <https://doi.org/10.3390/molecules23010199>.
- C.W. Tornøe, C. Christensen and M. Meldal, *J. Org. Chem.*, **67**, 3057 (2002); <https://pubs.acs.org/doi/abs/10.1021/jo011148j>.
- V.V. Rostovtsev, L.G. Green, V.V. Fokin and K.B. Sharpless, *Angew. Chem. Int. Ed.*, **41**, 2596 (2002); [https://doi.org/10.1002/1521-3773\(20020715\)41:14<2596::AID-ANIE2596>3.0.CO;2-4](https://doi.org/10.1002/1521-3773(20020715)41:14<2596::AID-ANIE2596>3.0.CO;2-4).
- H. Singh, J.V. Singh, M.K. Gupta, A.K. Saxena, S. Sharma, K. Nepali and P.M.S. Bedi, *Bioorg. Med. Chem. Lett.*, **27**, 3974 (2017); <https://doi.org/10.1016/j.bmcl.2017.07.069>.