

SOCIAL ASSISTANCE AND ITS IMPORTANCE IN ECONOMY

Marin Mirea, Ph.D.Student,
University of Craiova, Faculty of Economics and Business Administration 13, A.I. Cuza,
200585, Craiova, Dolj, Romania
(contact autor) e-mail: mireamarin@yahoo.com

We suggest you to cite this article as:

Mirea, M., 2017. Social assistance and its importance in economy. *Junior Scientific Researcher*, Vol III, No. 2, pp. 26-41.

Abstract:

Social assistance is an important component of the national and international economy and indicates the degree of development of local and national government, being an important element in the composition of the administration budget.

A sensitive and, at the same time, special issue of social policies is the need of social assistants, which over time has led to political confrontations, electoral strategies, but also to the construction and implementation of economic strategies in order to track, guide and diminish the number of social assistants and reduce the budget burden.

Local and national budgets are affected by the number of social assistants, and accurately categorizing them in well-defined categories can generate targeted policies with varying degrees of implementation among social assistants, depending on the category they belong to, generating social assistance where appropriate, and a reduction in the number of social assistants who should not benefit from this form of assistance.

Through this article we want to highlight the close link between the social aid granted by the state through the social assistance programs offered to the people able to carry out gainful employment, the consequences of these social assistance measures on the labor market and the influence of this phenomenon in the local economy and national.

Keywords: social worker, social policies, services, administration, budget

JEL Classification: M20, M40, M41, H55

1. Introduction

In view of the considerable number of social assistants benefiting from the guaranteed minimum income from the State and the way in which this social assistance was granted, I have drawn up this article to highlight the categories of people benefiting from such aid, the consequence of granting such aid in the national economy and the influence on the job market. The main three objectives of the article, refers to:

- The role of public services;
- Categories of aid granted by the State;
- The situation of vacancies in Romania in the second quarter of 2017.

The analysis also points out, the importance of public services at the level of society, the role of the state aid granted to persons without income or with very low incomes, or the impossibility to work, as well as the influence of the aid granted by state in the job situation.

2. The role of public services

The role of public services is to identify and solve the social problems of the community in the field of child protection, family, single persons, the elderly, people with disabilities, as well as any persons in need by providing social services and services, based on the regulations laws in force. The following departments operate within the Special Protection Service:

- Elderly care department;
- Disability Care Unit;
- Compartment for the protection of the child, family and single people.

2.1. Elderly Support Assistant

Social services are provided at the request of the elderly person, his or her family or legal representative, following a social need report of any other person as well as ex officio. Services provided by the elderly care department are:

- identifying the needs of elderly people in need,
- drawing up social surveys on the basis of the socio-medical evaluation scale for the admission of dependent elderly people, lacking family support and living space, in care and assistance centers,
- assistance and support to ensure an autonomous and active life for the elderly, as well as home care services for dependent elderly people, provided by accredited careers,
- packaging with food and cleaning materials in collaboration with NGOs based on subsidized projects from the local budget.

The community service center through qualified staff provides a set of services, such as a: support in preparing food, small housekeeping, shopping, conversation, company. All these are addressed to the target group of semi-dependent, elderly people without family support.

The beneficiaries of home care services are:

According to art. 3 of the Law no. 17/2000, benefit from the provisions of the aforementioned law, the elderly person (the person who have reached the statutory retirement age) can benefit **of home care services. They must to** find themselves in one of the following situations: have no family or are not dependent on a person or people obliged to do so, according to the legal provisions in force; have neither the dwelling nor the possibility to secure the living conditions based on own resources. They also do not realize their own incomes or the income is not sufficient to provide the necessary care and cannot be alone or require specialized care;

People from this category are unable to meet their socio medical needs due to physical or mental illness or physical condition.

Home care services are provided to socially and socio medically dependent elderly people, based on social surveys and on assessments made on the basis of the socio-medical (geriatric) assessment scale. There are also taken into consideration the relation to the time and type of services needs, for an indefinite period performs reassessment of the case in relation to its evolution.

2.2. Disability Care Unit

The social assistance of disabled people is provided by the "Disability Care Unit" within the Special Protection Service, based on the Law no. 448/2006 on the protection and promotion of the rights of persons with disabilities, as subsequently amended and supplemented by H.G. No.268 / 2007 for the approval of the Methodological Norms for the application of the provisions of Law no.448 / 2006.

Beneficiaries are those people who, due to physical, mental or sensory impairment, lack the ability to carry out daily activities normally, requiring protection measures in support of social recovery, integration and inclusion (Law 448/2006, Art. 2) The following special measures are taken to ensure the social services needed for disabled people:

- identifying the individual and group needs of people with disabilities in need and information on risk situations and social rights;
- involvement of the disabled person's family in the care, rehabilitation and integration of the disabled person;
- providing training in the specific issue of the disabled person of the personnel who carry out their activity in the system of protection of persons with disabilities, including personal assistants;
- promoting and respecting the rights of people with disabilities;
- supporting collaborative programs between parents and specialists in the field of disability, in collaboration or in partnership with legal entities, public or private.

The right to social assistance in the form of social services is granted on request or ex officio, on the basis of supporting documents, under the conditions provided by the law. People with disabilities benefit from social services:

- a) at home;
- b) in the community;
- c) in day centers and residential, public or private centers.

The application for the granting of the right to social services is registered with the local public administration authority in whose territory the domicile or residence of the disabled person is located.

Demand and supporting documents are filed for registration by the person with disabilities, his or her family, the legal representative, or the non-governmental organization whose member is a disabled person, for:

- conducting the social home-based survey of applicants for the purposes of categorizing a disability grade. The disability grade and disability classification of adults with disabilities is made by the evaluation committee for adults with disabilities;

- drawing up social surveys for granting the accompanying / personal assistance allowance. Parents or legal representatives of a child with severe disabilities, severely disabled adults, or their legal representatives, except those with severe visual disabilities, may choose between hiring a personal assistant and receiving a monthly allowance. The monthly allowance is equal to the net salary of the start-up social worker with middle-class education in non-bedside social care units.

Payment of the monthly allowance is provided by the municipalities in whose territory the residence or residence of the person with a severe handicap is located and is made during the period of validity of the certificate of grading for handicap, issued by the child protection commissions or the commissions for the evaluation of the adults with disabilities.

There are also some categories that cannot benefit from the monthly allowance, such as: *the parents or legal representatives* of the seriously disabled child who are in boarding schools or in placement centers affiliated with the special schools or institutions; *seriously disabled adults or their legal representatives* during the period when seriously disabled adults are in public residential centers except the respiration center or other types of public social institutions in which full maintenance is provided by public administration authorities; *seriously disabled people* who are finally detained or sentenced to a custodial sentence during detention or detention.

A part of these people (those with severe disabilities) benefit from the following tax incentives:

- tax exemption on income from salaries;
- exemption from tax on the building and land;
- exemption from the payment of tax on cars, motorcycles and motorcycles adapted to handicap;
- exemption from the tax for the issuance of the operating authorization for economic activities and their annual visa;
- exemption from hotel tax;
- people with disabilities, those who adapted to the disability, as well as the residents who care for them, benefit from the exemption from the use of the national road networks;
- transport -issuing free subscriptions on all lines to urban transport by surface and metro public transport for severely and severely disabled people: accompanying persons with severe disabilities, in their presence,
- attendants of children with disabilities, in their presence,

- the attendants of adults with hearing and mental disabilities in their presence (on the basis of the social investigation carried out by the social worker within the specialized department of the mayor's office in whose territory the residence or the residence of the disabled person is located);
- personal assistants of people with severe disabilities;
- professional personal assistants of those with severe or severe disabilities.

Also, disabled people or their legal representatives may, upon request, have a badge card for free parking spaces. Vehicles carrying a disabled person holding a card benefit from free parking if the car is adapted to the handicap. It is valid throughout the country until the expiry date of the qualification certificate.

2.3. The Department for the Protection of the Child, the Family and the Self-Employed work within the Special Protection Service **and has as main the following Objectives:**

- monitors and analyzes the situation of children;
- provides counseling to families with children;
- informs parents and children about their rights;
- conducts social inquiries with proposals on granting the rights and facilities provided by law;
- draws up requests for material aid;
- ensure and monitor the implementation of measures to prevent and combat alcohol abuse prevention and combating domestic violence as well as delinquent behavior;
- collaborates with institutions in the field of child protection and transmits all required data;
- notifies the risk situations in which the life and safety of the child are in danger;
- provides specialized consultancy in the field of social assistance;
- collaborates with non-governmental associations and organizations, distribution of food aid according to additional lists, granted by the Romanian Government for beneficiaries, established by Decision No. 600/2009.

3. Categories of aid granted

3. 1. Social counselor

Granting social assistance, families and single people, Romanian or foreign citizens, and homeless people in need, living in improvised shelters.

Business Benefits Beneficiaries

Families and single people whose earnings are below the minimum guaranteed minimum income level. The monthly Minimum Guaranteed Income (VMG) is set based on the social benchmark ISR, the value of which is set by law at 500 MDL (table no. 1).

Table no. 1 The levels for VMG

Social benefits recipients	Coefficient	quantum
The only person	0.283 x ISR	142 lei
The family consists of 2 people	0.510 x ISR	255 lei
The family consists of 3 people	0.714 x ISR	357 lei
The family consists of 4 people	0.884 x ISR	442 lei
The family consists of 5 people	1.054 x ISR	527 lei

Source: the processing belongs to the author according to the data gathered from Law 416/2001 modified and completed by Law no. 276/2010.

For each person over 5 people, social aid increases by 0.073 x ISR. The amount of social assistance is established as the difference between the above-mentioned levels and the monthly net income of the family or single person.

The claim and the declaration on own responsibility, as well as the other documents proving the component of the family and the realized incomes, are registered at the mayoralty of the locality in whose territory the domicile or the residence of the holder is located.

In order to solve the application for social assistance, the social investigation will be affected at his / her domicile, as the case may be at the applicant's residence, or at the place designated by the applicant for the homeless.

Granting or not granting the right to social assistance is made by the written order of the mayor and the right to social assistance is granted starting the month following the filing of the application. In order to observe the conditions for granting the right to social aid, social surveys are carried out every three months or whenever necessary.

Obligations of social assistance recipients

The social aid holder is obliged to submit a declaration on his / her own responsibility regarding the family component and the income of his / her members, accompanied by a certificate issued by the authority, from 3 to 3 months, to the town hall in whose territorial jurisdiction is his / her domicile or residence competence with respect to income earned subject to income tax.

Also, people who are in need of social assistance and who do not earn income from wages or other activities, have the following obligations:

- to prove, with the certificate issued by the Employment Administration, that they are registered as job seekers,
- to provide monthly, at the request of the mayor, actions or works of local interest,

Social help

Social aid in the form of guaranteed minimum income is regulated by Law 416/2001, modified and completed by Law no. 276/2010.

3.2. Supportive allowance

Family allowance, as a form of support for low-income families that raise and care for children up to 18 years of age, is governed by Law no. 277/2010, and represents a form of support for low-income families who are raising and caring for children up to 18 years of age. Granting the allowance is made up of a sum of money aimed to complete family incomes in order to provide better conditions for raising, caring for educating children, and fostering attendance by school-aged children in the care of low-income families, the courses of a form of education, organized according to the law.

Beneficiaries are families consisting in husband, wife and children in their care (complementary allowance) and the family consisting of a single person and the children in his/her care (monoparental allowance). The monthly amount of the allowance is established by reference to the ISR Social Indicator. The ISR is set by law at 500 lei (table no. 2, Table no 3).

Table no. 2 The monthly amount of the allowance

The family consists of husband, wife and children living together (complementary allocation)				
Average monthly net revenue per family member between:	0 lei and 200 lei		201 lei and 530 lei	
	Coefficient	Amount	Coefficient	Amount
family with 1 child	0.164 x ISR	82 lei	0.150 x ISR	75 lei
family with 2 children	0.328 x ISR	164 lei	0.300 x ISR	150 lei
family with 3 children	0.429 x ISR	246 lei	0.450 x ISR	225 lei
family with 4 children and more	0.656 x ISR	328 lei	0.600 x ISR	300 lei

Source: the processing belongs to the author according to the data gathered from Law no. 277/2010.

Table no. 3 The monthly amount of the allowance

The family is made up of the single person and the children in her care (single parent allowance)				
Average monthly net revenue per family member between	0 lei and 200 lei		201 lei and 530 lei	
	Coefficient	Amount	Coefficient	Amount
family with 1 child	0.214 x ISR	107 lei	0.204 x ISR	102 lei
family with 2 children	0.428 x ISR	214 lei	0.408 x ISR	204 lei
family with 3 children	0.642 x ISR	321 lei	0.612 x ISR	306 lei
family with 4 children and more	0.856 x ISR	428 lei	0.816 x ISR	408 lei

Source: the processing belongs to the author according to the data gathered from Law no. 277/2010.

The allowance shall be granted on the basis of a claim and declaration on its own responsibility accompanied by evidence of the family component, its income and, as the case may be, the attendance of the schooling by the dependent children. The documents are registered at the town hall in which the territory has its domicile or residence.

In order to solve the claim for the grant of the support allowance, the social investigation will be affected at his or her home, as the case may be, at the residence of

the family. The entitlement to the allowance and its amount shall be determined by the written order of the mayor, and the right to the allowance shall be granted from the month following the filing of the application.

To meet the conditions for granting the allowance, social surveys are carried out within 12 months or whenever needed. The holder of the allowance is obliged to submit periodically, after establishing the right to the allowance, a statement on his / her own responsibility regarding the family component and the income of his / her members.

3.3. Heating aid

Aid for heating with wood, coal and oil or natural gas is regulated by GEO no. 70/2011 and GD no. 920/2011. The monthly amount of the heating aid is set in relation to the reference social index ISR, the value of which is set by law at 500 lei (table no. 4 and table no. 5).

Table. No. 4 The amount of aid for heating the home with wood, coal, fuel

Average monthly net income per family member	Monthly amount
Up to 0.310 x ISR = 155 lei	0.108 x ISR = 54 lei
Between 0.3102 x ISR = 155.1 lei and 0.420 x ISR = 210 lei	0.096 x ISR = 48 lei
Between 0.4202 x ISR = 210.1 lei and 0.520 x ISR = 260 lei	0.088 x ISR = 44 lei
Between 0.5202 x ISR = 260.1 lei and 0.620 x ISR = 310 lei	0.078 x ISR = 39 lei
Between 0.6202 x ISR = 310.1 lei and 0.710 x ISR = 355 lei	0.068 x ISR = 34 lei
Between 0.7102 x ISR = 355.1 lei and 0.850 x ISR = 425 lei	0.060 x ISR = 30 lei
Between 0.8502 x ISR = 425.1 lei and 0.960 x ISR = 480 lei	0.052 x ISR = 26 lei
Between 0.9602 x ISR = 480.1 lei and 1.080 x ISR = 540 lei	0.040 x ISR = 20 lei
Between 1.0802 x ISR = 540.1 lei and 1.230 x ISR = 615 lei	0.032 x ISR = 16 lei

Source: the processing belongs to the author according to the data gathered from GEO no.70/2011 modified and completed by GD no.920/2011

Table no. 5 Amount of aid for heating the natural gas home

Average monthly net income per family member	Monthly amount
Up to 0.310 x ISR = 155 lei	0.524 x ISR = 262 lei
Between 0.3102 x ISR = 155.1 lei and 0.420 x ISR = 210 lei	0.380 x ISR = 190 lei
Between 0.4202 x ISR = 210.1 lei and 0.520 x ISR = 260 lei	0.300 x ISR = 150 lei
Between 0.5202 x ISR = 260.1 lei and 0.620 x ISR = 310 lei	0.240 x ISR = 120 lei
Between 0.6202 x ISR = 310.1 lei and 0.710 x ISR = 355 lei	0.180 x ISR = 90 lei
Between 0.7102 x ISR = 355.1 lei and 0.850 x ISR = 425 lei	0.140 x ISR = 70 lei
Between 0.8502 x ISR = 425.1 lei and 0.960 x ISR = 480 lei	0.090 x ISR = 45 lei
Between 0.9602 x ISR = 480.1 lei and 1.080 x ISR = 540 lei	0.070 x ISR = 35 lei
Between 1.0802 x ISR = 540.1 lei and 1.230 x ISR = 615 lei	0.040 x ISR = 20 lei

Source: the processing belongs to the author according to the data gathered from GEO no. 70/2011 modified and completed by GD no. 920/2011

The amount of aid for heating the home with electricity is granted to vulnerable consumers who do not have any other form of heating, as well as to those who, due to technical or economic reasons, have been decommissioned from the supply of thermal energy or natural gas and who have valid contracts for the supply of electricity.

Table no. 6 Average monthly net income per family member

Average monthly net income per family member	Monthly amount
Up to 0.310 x ISR = 155 lei	0.480 x ISR = 240 lei
Between 0.3102 x ISR = 155.1 lei and 0.420 x ISR = 210 lei	0.432 x ISR = 216 lei
Between 0.4202 x ISR = 210.1 lei and 0.520 x ISR = 260 lei	0.384 x ISR = 192 lei
Between 0.5202 x ISR = 260.1 lei and 0.620 x ISR = 310 lei	0.336 x ISR = 168 lei
Between 0.6202 x ISR = 310.1 lei and 0.710 x ISR = 355 lei	0.288 x ISR = 144 lei
Between 0.7102 x ISR = 355.1 lei and 0.850 x ISR = 425 lei	0.240 x ISR = 120 lei
Between 0.8502 x ISR = 425.1 lei and 0.960 x ISR = 480 lei	0.192 x ISR = 96 lei
Between 0.9602 x ISR = 480.1 lei and 1.080 x ISR = 540 lei	0.144 x ISR = 72 lei
Between 1.0802 x ISR = 540.1 lei and 1.230 x ISR = 615 lei	0.096 x ISR = 48 lei

Source: the processing belongs to the author according to the data gathered from GEO no. 70/2011 modified and completed by GD no. 920/2011

Aid for heating (**Law 416/2001**) the dwelling for families and single people, other than the beneficiaries of the social assistance established under the conditions of the Law no. 416/2001, shall be granted on the basis of the claim and the declaration on its own responsibility, accompanied by supporting documents on the family component and its income, as well as the contract of the dwelling.

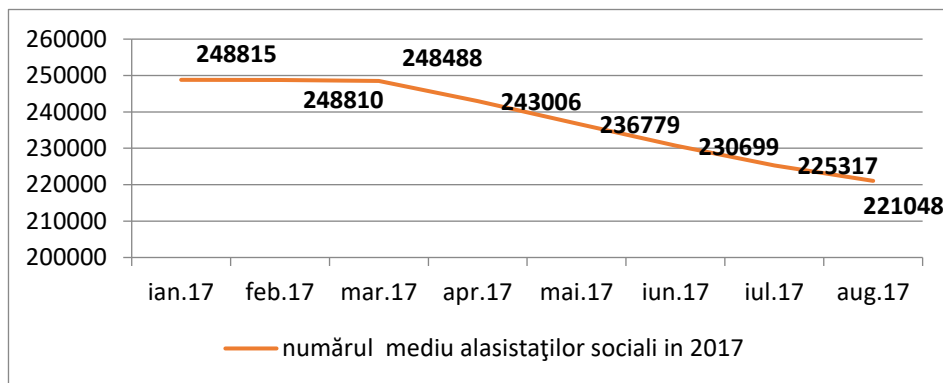
Families and individuals submit their claims and declarations on their own responsibility to the mayoralty of the town in whose territorial jurisdiction the home or residence is located until September 15 of each year. Establishment of the right to aid for the heating of the dwelling is made starting with the month of submission of the application and is made by the Mayor's provision, once, for the whole cold season 1 November - 31 March, except for cases where there are changes regarding the family component or earnings when a new provision is issued.

For families and single people benefiting from social aid according to Law no. 416/2001 aid for solid fuels or oil is 0.116 x ISR = 58 lei / month. Until September 15 of each year, the City Hall has the obligation to draw up a list of social assistance beneficiaries who use wood, coal, and petroleum fuels for heating wood based on the

documentation submitted for social assistance. On the basis of this list, the mayoralities issue the provisions on the establishment of the right to aid for heating the dwelling and send it to the social assistance holders until September 30 of each year. The right to housing heating aid is set only once for the entire cold season and the payment of the heating aid for the dwelling is done only once until October 31 of each year for the entire cold season. The date of payment of the heating and the payment method for the heating of the dwelling shall be established by the mayor by a provision made known to the owners.

From the statistical data published by the National Institute of Statistics we have developed the following graphical representations (graph no. 1) for a better understanding of the analyzed situation.

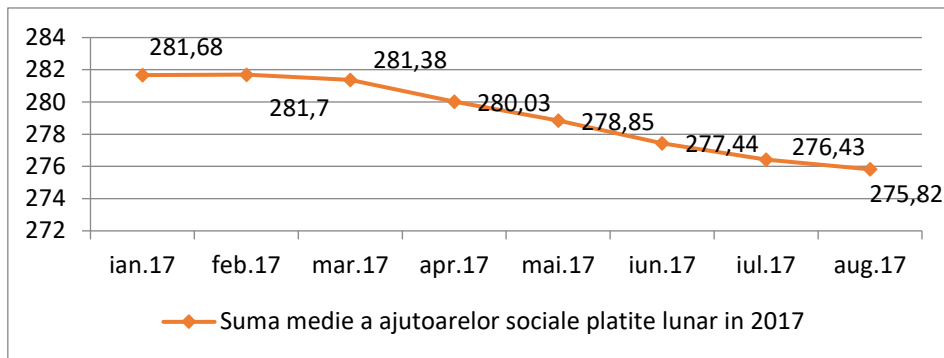
Graph no. 1 Chart of social benefits granted, number of social assistants from Jan 2017 to August 2017



Source: The work belongs to the author according to data published by I.N.S.

As a result of the analysis of the data presented in the article as well as graph. 1 - The Graphical Situation of Social Assistance - Minimum Guaranteed Income Against 2017, Compared to the Data in the Supplement no. 4 - The situation of vacancies in Romania in the second quarter of 2017, we can observe that there is a close link between the situation of vacancies and the situation of the minimum guaranteed aid granted to the persons belonging to the category of social assistants.

It can also be concluded that from January 2017 until August 2017, the number of social assistants decreased, and from the analysis of data from Supplement no.4 - The situation of vacancies in Romania in the second quarter of 2017 shows that the situation of unskilled workers or in fields of agriculture, mining and other fields where there is no need for school education has decreased and the number of available jobs, which leads us to conclude that, as the number of socially assisted persons decreases with the number of socially assisted persons finding a job.

Graph no. 2 The average amount paid from January 2017 to August 2017 (lei)

Source: The work belongs to the author according to data published by I.N.S.

Graph no. 2 presents the average social assistance. It has decreased monthly in 2017 and the consequence has led to the renunciation of more people to social assistance and employment in the activity that does not require hiring qualified personnel. The lower the value of social benefits, the more socially-fitting social assistants are looking for jobs, and the number of jobs available in areas where a particular qualification is not required is diminishing.

4. The situation of vacancies in Romania in the second quarter of 2017

In the second quarter of 2017, the vacancy rate was 1.33%, up 0.02 percentage points on the previous quarter. The number of job vacancies was 64.1 thousand, increasing by 1.9 thousand vacancies compared to the previous quarter. Compared to the same quarter of 2016, the vacancy rate increased by 0.10 percentage points and the number of vacancies increased by 7.0 thousand according to data published by the National Institute of Statistics (INS).

In our view, following the analysis of the data presented in this article, the number of vacancies increased as a result of the migration of skilled labor in other countries as well as the increase of the need for qualified personnel in fields of activity requiring qualification and university and postgraduate studies to occupy these functions.

Rate and number of vacancies- Number of vacancies by activity of the national economy

In the second quarter of 2017, the highest vacancy rates were registered in the public administration (3.98%), followed by health and social assistance (3.11%). Approximately one quarter of the total number of job vacancies (15.6 thousand vacancies) was concentrated in manufacturing, and the rate was 1.31%. The budget sector accounted for almost 36% of the total number of vacancies. Thus, 10.6 thousand vacancies are in the public administration, 10.2 thousand vacant places in health and social care, respectively 2.2 thousand vacant places in education.

On the opposite, the smallest values of both the rate and the number of vacancies were found in mining and quarrying (0.18% and 0.1 thousand vacancies respectively). The vacancy rate is the ratio, expressed as a percentage, of the number of vacancies and the total number of vacancies (occupied and vacancies, excluding those blocked or intended only for promotion within the enterprise (*Dana Badea, 2017*)).

Second trimester 2017 compared to previous periods

Compared to the previous quarter, the most significant increases in both the rate and the number of vacancies were found in information and communication activities (+ 0.35 percentage points and + 0.6 thousand vacancies respectively).

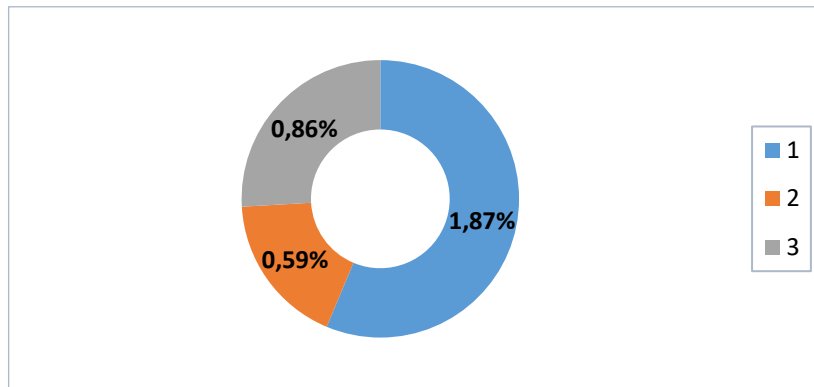
On the opposite side, the most relevant decrease in both the rate and the number of jobs holidays were found in the activities of financial intermediation and insurance (- 0.30 percentage points, respectively -0.3 thousand vacancies).

Compared to the same quarter of the previous year, both the rate and the number of vacancies registered significant increases in health and social assistance (+0.68 percentage points, respectively +2.7 thousand vacancies), respectively in administrative services and support services (+0.46 percentage points, respectively +1.5 thousand vacancies). More significant decreases in the vacancy rate were recorded in real estate transactions (-0.51 percentage points), respectively in hotels and restaurants (-0.21 percentage points).

The number of vacancies registered a decrease in manufacturing activities: -0.3 thousand vacancies, respectively in hotels and restaurants: -0.2 thousand vacancies (*Dana Badea, 2017*).

Rate and number of vacancies by major occupation groups.

In the second quarter of 2017, the largest demand for labor force expressed by employers, both through the rate and the number of vacancies (graph. No. 3), was for the occupations of specialists in various fields of activity - major group 2 (1.87% respectively 19.3 thousand vacancies) and the lowest values were registered for the occupations of skilled workers in agriculture, forestry and fishing - major group 6 (0.59%, respectively 0.1 thousand vacancies) respectively members of the legislature, of the executive, senior officials of the public administration, leaders and senior officials - major group 1 (0.86% and 2.9 thousand seats respectively vacancies).

Graph no. 3 Rate of vacancies.

Source: Authorized by data published by INS

- 1 = specialists in various fields of activity - 1.87%,
 2 = skilled workers in agriculture, forestry and fishing - 0.59%,
 3 = members of the legislature, of the executive, senior officials of the public administration, leaders and senior officials - 0.86%.

Second quarter 2017 compared to previous periods

Compared to the previous quarter, both the rate and the number of vacancies registered more relevant increases in the occupations of workers in the services sector - the major group 5 (+0.13 percentage points, respectively +1.0 thousand vacancies) respectively specialists in various fields of activity - major group 2 (+0.07 percentage points, respectively +0.8 thousand vacancies).

More significant decreases in vacancies were recorded in the occupations of skilled workers in agriculture, forestry and fishing - the major group 6 (-0.17 percentage points) and the operators of machinery and equipment; machine and equipment assemblies - major group 8 (-0.11 percentage points), the latter group of occupations also having the most relevant decrease in the number of vacancies (-0.6 thousand vacancies).

Compared to the same quarter of the previous year, the number of vacancies registered only increases, the most relevant ones being occupations of specialists in various fields of activity - major group 2 (+2.6 thousand places vacancies) and services workers - major group 5 (+1.9 percentage points). Concerning job vacancies, the only decreases were recorded in the occupations of unskilled workers - major group 9 (-0.03 percentage points), respectively by operators of machinery and installations; machine and equipment assemblers - major group 8 (-0.01 percentage points), and among the occupations of workers in services - major group 5 (+0.19 percentage points), respectively specialists in various activity domains - major group 2 (+0.18 percentage points) were observed the most important increases of the indicator (Bănciulea, 2017)

It can be noticed that vacancies have increased mainly in public institutions, education, health and other areas requiring qualified staff, staff with a higher level of education or a higher level of specialization. These employees are directly productive without the need for the employing units to invest in their preparation, and this category

of people represents personnel who will be remunerated with a salary determined by negotiation of the parties but not a minimum wage on economy as in the case of unskilled staff.

Therefore, our proposal is to promote facilities for employers who hire people from social assistants, to promote social policies that promote and stimulate the working-class population not to wait for social aid, social aid being a necessity for those the elderly, the sick and the children.

Conclusions

In this article we presented and analyzed: the role of public services at local and national level, the categories of aid granted by the state and beneficiaries of these aids, and the situation of vacancies in Romania in the second quarter of 2017. We also followed the elements interrelate between these points, the concordance between them and the consequences of legislative decisions in the economic sphere.

Our analysis was mainly based on the analysis of statistical data, which is available on the National Institute of Statistics website, as well as on other specialized public sites, analysis that we conducted in order to highlight the implementation of certain social factors and the results of these decisions in the national economy and in the national budget.

Through our research, we have come to the conclusion that public services and social assistance are very important for certain categories of social assistants, but new methods must be found and approved to regulate and make the population access to these aid when it is a necessity and not to use these methods of assistance as an opportunity.

The analysis was limited to the link between social benefits, their amount and vacancies in areas where they do not require a particular qualification. We will try to extend the analysis to other social elements that by their interpenetration lead to some important results in the level of education and the welfare of the population.

Bibliography:

1. Asistența socială (2017). Evidența electronică a ajutoarelor sociale – Prezentare. Available at: www.asistenta-sociala.info.
2. www.mmanpis.ro - Ministry of Labor Social Protection,INS. (2017). *Locuri de muncă vacante mai multe în trimestrul II 2017. Press release no.209 /18.08.2017.* Available at: http://www.insse.ro/cms/sites/default/files/com_presa/com_pdf/lmvac_trim2r17.pdf.
3. Badea, D. (2017). Numărul locurilor vacante a crescut cu 7000 într-un an. *Cariere Online*. Available at: <https://www.cariereonline.ro/actual/numarul-locurilor-vacante-crescut-cu-7000-intr-un>
4. Bănciulea, G. (2017). INS: Peste 64000 locuri de muncă erau vacante în T2, cele mai multe în administrația publică. *Agerpres*. Available at:

- <https://www.agerpres.ro/economie/2017/08/18/ins-pestes-64-000-locuri-de-munca-erou-vacante-in-t2-cele-mai-multe-in-administratia-publica-10-16-45>
5. Government Ordinance no. 71/2002 on the organization and functioning of public services for the management of the public and private domain of local interest, published in M.Of. of Romania Part I, no. 648/2002
 6. Government Ordinance no.68 / 2003, on social services, modified and completed by Law 515/2003, published in M.Of. of Romania Part I, no. 619/2003
Government Ordinance no. 86/2004 on the regulation of fiscal measures; published in M.Of. of Romania Part I, no. 624/2003
Government Decision No. 600/2009, on the establishment of beneficiaries of food aid, published in M. of Romania Part I, no.373 / 2009
 7. INS. (2017). Statistici. Available at: <http://statistici.insse.ro/shop/index.jsp?page=tempo2&lang=ro&context=21>
 8. Law no. 17/2000 on the social assistance of elderly people with subsequent amendments and completions republished in M.Of. of Romania Part I, no. 157/2007
 9. Law no. 270/2008 for the amendment of the Law no. 17/2000 on Social Assistance for the Elderly, published in M.Of. of Romania Part I, no. 768/2008
 10. Law no. 215/2001 on Local Public Administration, as subsequently amended and supplemented, republished in M.Of. of Romania Part I, no.123 / 2007
 11. Law no. 272/2004 on the Protection and Promotion of the Rights of the Child, republished in M.Of. of Romania part I, no.159 / 201
 12. Law no. 47/2006 on the national social assistance system, published in M.Of. of Romania Part I, no. 239/2006
 13. Law no. 554/2004 on the administrative litigation, published in M.Of. of Romania Part I, no. 1154/2004
 14. Miulescu, N. (2010) Local Public Services. Universul Juridic- II. Publishing House. Available at: <https://www.ujmag.ro/drept/drept-administrativ/servicii-publice-locale>.
 15. Olteanu, A. Peste 64000 de locuri de muncă vacante în al doilea trimestru din 2017, cele mai multe în ultimii 9 ani. *Mediafax*. Available at: <http://www.mediafax.ro/economic/pestes-64-000-de-locuri-de-munca-vacante-in-al-doilea-trimestru-din-2017-cele-mai-multe-in-ultimii-9-ani-16698299>
 16. Government Decision no. 886/2000 for the approval of the national grid for assessing the needs of elderly people, published in M.Of. of Romania Part I, no. 507/2000
 17. Government Decision no. 1021/2000 for the approval of the Methodological Norms regarding the establishment of the average monthly maintenance cost in the homes for the elderly, published in M.Of. of Romania part I, no.556 / 2000
 18. Public Social Assistance Service Târgu Mureș. (2017). Available at: www.tirgumures.ro.

19. Order MMSSF no. 246 / 27.03.2006 regarding the approval of the minimum quality standards for the home care services for the elderly and for the residential centers for the elderly, published in M.Of. of Romania Part I, no. 344/2006.